

## “RETRO” STREET LIGHT (Model: SLCR)

### FEATURES:

- High Efficiency (~105 lumens/W)
- Bridgelux LED chips
- Wide input voltage range (90/100-305VAC) for protection against voltage fluctuation
- Up to 10kV built-in surge protection for protection against transient voltage
- Optional SPD (surge protection device) up to 20kA 40kV
- >50,000 hours design life

### SPECIFICATIONS<sup>+</sup>:




Model	SLCR-500	SLCR-1000	SLCR-1500
System Power	50W	90W	150W
LED Chips	Bridgelux		
Color Temperature (CCT)	3000K, 4000K, 5000K, 5700K, 6500K (standard model)		
CRI	>80 Ra		
Luminous Flux	5300 lm	9500 lm	15800 lm
Luminous Efficacy	~105 lumens / W		
Power Supply	Meanwell or Inventronics		
Input Voltage	100-305Vac or 90-305Vac		
Power Factor	>0.95		
Power Supply Efficiency	>90%		
Surge Protection (built-in)	4kV (Line-Line); 6kV (Line-Earth), or 6kV (Line-Line); 10kV (Line-Earth)		
Surge Protection Device	Up to 20kA 40kV (Optional)		
Beam Angle	85 x 140°		
Design Life	>50,000 hours		
Housing Color	BLACK (FACE), GREY (BODY)		
Housing Material	Diecast Aluminum / Tempered Glass		
Lens Material	PMMA		
Ingress Protection	IP65		
Product Size (mm)	L571 x W249 x H128	L701 x W286 x H150	L809 x W316 x H150
Net Weight	3.3kg	6.5kg	8.3kg

<sup>+</sup>Product specifications are subject to changes without notice

REVISION: 4	Title: CLARO “RETRO” STREET LIGHT	Model: SLCR	SHEET No: 1 of 3
Date: 2017.10.18			Version: 1.4

## “RETRO” STREET LIGHT (Model: SLCR)

### PRODUCT PHOTOS:



50W



90W



150W



Back Side (50W)

### ORDERING INFORMATION: e.g., SLCR-90065N

Series		Wattage		Color Temperature (CCT)		Dimming		CRI		Beam Angle	
SLCR	RETRO	500	50W	30	3000K	N	Non-dimmable	80	80Ra	8x14	85x140 Deg
		900	90W	40	4000K	D	Dimmable				
		1500	150W	50	5000K						
				57	5700K						
				65	6500K						

REVISION: 4

Date: 2017.10.18

Title: CLARO “RETRO” STREET LIGHT

Model: SLCR

SHEET No: 2 of 3

Version: 1.4

## “RETRO” STREET LIGHT (Model: SLCR)

### PHOTOMETRIC TEST RESULTS<sup>+</sup>: **90W**

**Filename: CLARO RETRO 90W STREET LIGHT**

Manufacturer: EPITAX PTE LTD (SINGAPORE)

Luminaire: CLARO “RETRO” 90W LED STREET LIGHT

Luminaire Cat: STREET LIGHT

Lamp Cat: LED

Lamp Output: Total luminaire Lumens: 9618.3

Max Candela: 4,044.9 at Horizontal: 80°, Vertical: 60°

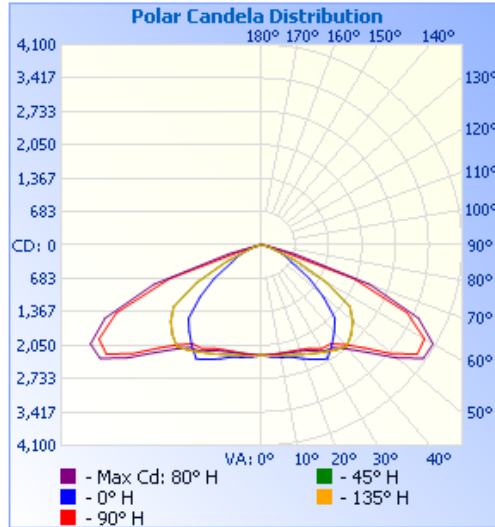
Input Wattage: 88.7

Luminous Opening: Rectangle w/Luminous Sides (L: 0.7M, W: 0.29M, H: 0.15M)

Test Date: 09-MAY-17

Photometry : Type C

Nema Type: 7 X 6

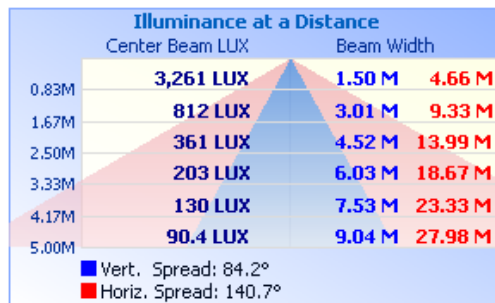
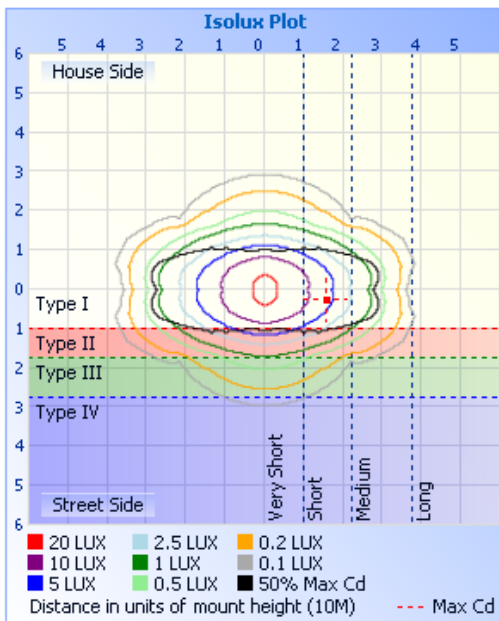


**Roadway Summary**

Cutoff Classification:	CUTOFF
Distribution:	TYPE II, SHORT
Max Cd, 90 Deg Vert:	13.3
Max Cd, 80 to <90 Deg:	161.1
	Lumens % Lamp
Downward Street Side:	4,792.4 49.8%
Downward House Side:	4,792.1 49.8%
Downward Total:	9,584.6 99.6%
Total Lumens:	9,584.6 99.6%

**Zonal Lumen Summary**

Zone	Lumens	% Luminaire
0-30	2,015.8	21%
0-40	3,626.0	37.7%
0-60	7,734.5	80.4%
60-90	1,883.8	19.6%
0-90	9,618.3	100%



<sup>+</sup> Photometric test results of only 90W is presented. Test results of other wattage are available upon request.