

“FORTIS” LED FLOODLIGHT 15W, 30W, 40W, 60W (Model: FLCF Series)

FEATURES:

- High Efficiency (110 lumens/W)
- Samsung LED (LM80)
- Reliable power supply that ensures long life time and consistent performance
- 180-305Vac: Wide input voltage for protection against voltage fluctuations
- 2.5kV surge protection for protection against transient voltage
- 40,000 hours design life
- Durable die-cast aluminum
- TIS (Thailand) certified



TIS 1955-2551



SPECIFICATIONS:

Model	FLCF-150	FLCF-300	FLCF-400	FLCF-600
System Power	15W	30W	40W	60W
LED Chips/Packages	Samsung LED			
Color Temperature (CCT)	3000K, 4000K, 5000K, 5700K, 6500K (standard model)			
CRI	>80Ra			
Luminous Flux	1650 lm	3300 lm	4400 lm	6600 lm
Luminous Efficacy	110 lm/W			
Input Voltage	180-305Vac, 50/60Hz			
Surge Protection	> 2.5kV			
Power Factor	> 0.9			
Power Supply Efficiency	> 90%			
Total Harmonic Distortion	< 20%			
Dimming	Optional			
Beam Angle	85°x70°	100°x85°	105°x100°	110°x100°
Design Life	40,000 hours			
Operating Temperature	-20 ~ +40 °C			
Housing Color	Black			
Housing Material	Diecast Aluminum			
Diffuser Material	Tempered Glass			
Ingress Protection	IP65			
Product Dimension	160x135x50mm	205x150x55mm	240x215x60mm	290x260x65mm
Carton Dimension	165x145x60mm	210x185x62mm	253x224x74mm	300x270x80mm
Net Weight	0.5kg	0.9kg	1.4kg	2.8kg
Gross Weight	0.8kg	1.3kg	2kg	3.3kg

+ Specifications are subject to changes without prior notice.

REVISION: 8

Title: CLARO “FORTIS” LED FLOODLIGHT
15W, 30W, 40W, 60W

Model: FLCF

SHEET No: 1 of 6

Date: 2017.08.24

Version: 4.0

“FORTIS” LED FLOODLIGHT 15W, 30W, 40W, 60W (Model: FLCF Series)

PRODUCT PHOTOS:



TIS 1955-2551

15W



30W



40W



60W



ORDERING INFORMATION: e.g., FLCF-15057N

Series	Wattage		Color Temperature (CCT)		Dimming
FLCRF	150	15W	30	3000K	N Non-dimmable
	300	30W	40	4000K	D Dimmable
	400	40W	57	5700K	
	600	60W	65	6500K	

*Specification is subject to change without notice.

REVISION: 8

Title: CLARO “FORTIS” LED FLOODLIGHT
15W, 30W, 40W, 60W

Model: FLCF

SHEET No: 2 of 6

Version: 4.0

Date: 2017.08.24

“FORTIS” LED FLOODLIGHT 15W, 30W, 40W, 60W (Model: FLCF Series)



TIS 1955-2551

PHOTOMETRIC TEST: 15W

Filename: CLARO FORTIS 15W FLOODLIGHT FLCF-150

Manufacturer: EPITAX PTE LTD (SINGAPORE)

Luminaire: CLARO FORTIS LED FLOODLIGHT 15W

Luminaire Cat: FLOODLIGHT LED FLRF-150

Lamp: CLARO FORTIS LED FLOODLIGHT 15W

Lamp Cat: FLOODLIGHT LED FLCF-150

Lamp Output: Total luminaire Lumens: 1610.9

Max Candela: 1,060.3 at Horizontal: 90°, Vertical: 16°

Input Wattage: 14.4

Luminous Opening: Rectangle w/Luminous Sides (L: 0.14M, W: 0.16M, H: 0.05M)

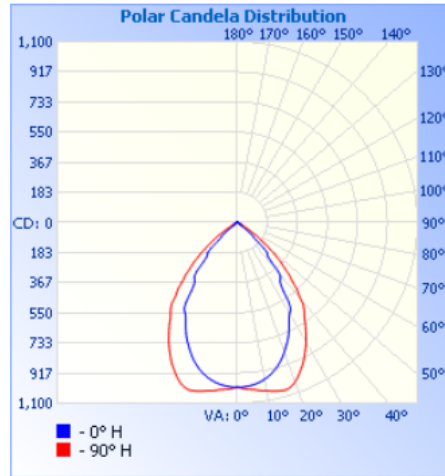
Test: FLOODLIGHT-15W_IESNA95

Test Date: 4 Mar 2016

Photometry : Type C

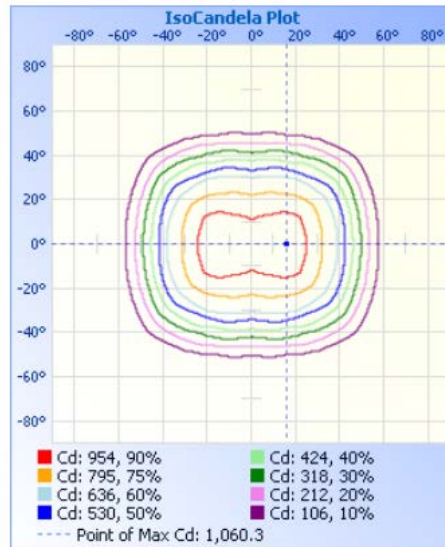
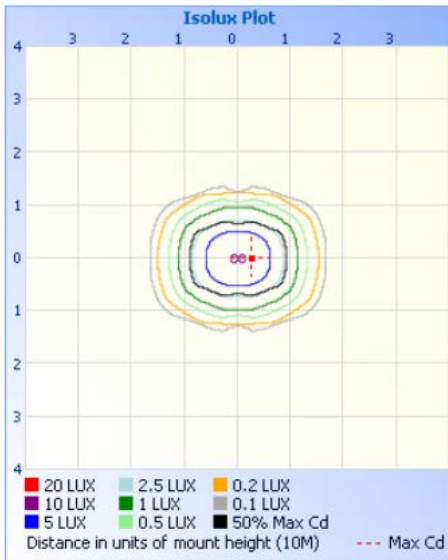
Cutoff Class: Cutoff

Nema Type: 6 X 5



Flood Summary

	Efficiency	Lumens	Horizontal Spread	Vertical Spread
Field (10%):	95.8%	1,543.9	114.4	99.4
Beam (50%):	72.9%	1,173.9	84.3	68.1
Total:	100%	1,610.6		



Distance	Illuminance at a Distance	
	Center Beam LUX	Beam Width
1.67M	360 LUX	2.25 M 3.02 M
3.33M	90.0 LUX	4.51 M 6.04 M
5.00M	40.0 LUX	6.75 M 9.05 M
6.67M	22.5 LUX	9.01 M 12.07 M
8.33M	14.4 LUX	11.26 M 15.08 M
10.00M	10.0 LUX	13.51 M 18.10 M

■ Vert. Spread: 68.1°
■ Horiz. Spread: 84.3°

REVISION: 8

Title: CLARO “FORTIS” LED FLOODLIGHT
15W, 30W, 40W, 60W

Model: FLCF

SHEET No: 3 of 6

Version: 4.0

Date: 2017.08.24

“FORTIS” LED FLOODLIGHT 15W, 30W, 40W, 60W (Model: FLCF Series)



TIS 1955-2551

PHOTOMETRIC TEST: 30W

Filename: CLARO FORTIS 30W FLOODLIGHT FLCF-300

Manufacturer: EPITAX PTE LTD (SINGAPORE)

Luminaire: CLARO FORTIS LED FLOODLIGHT 30W

Luminaire Cat: FLOODLIGHT LED FLCF-300

Lamp: CLARO FORTIS LED FLOODLIGHT 30W

Lamp Cat: FLOODLIGHT LED FLCF-300

Lamp Output: Total luminaire Lumens: 3188

Max Candela: 1,512.7 at Horizontal: 330°, Vertical: 14°

Input Wattage: 29.3

Luminous Opening: Rectangle w/Luminous Sides (L: 0.15M, W: 0.21M, H: 0.06M)

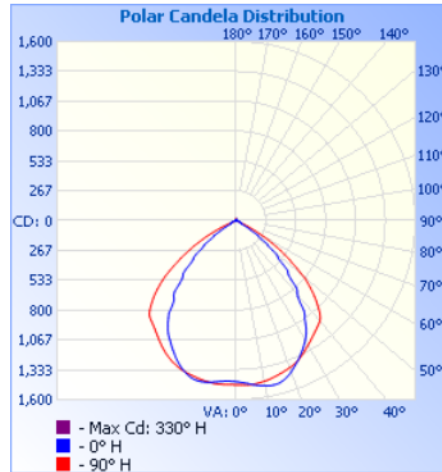
Test: FLOODLIGHT-30W_IESNA95

Test Date: 4 Mar 2016

Photometry : Type C

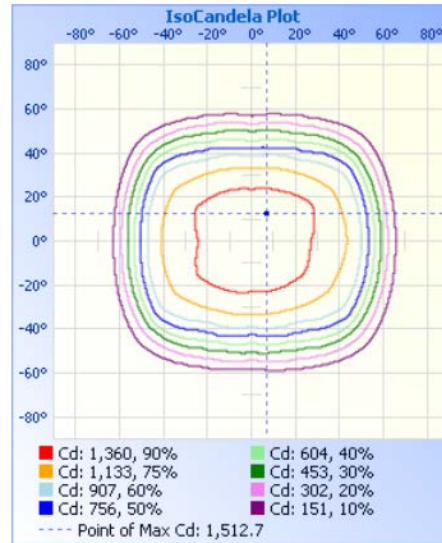
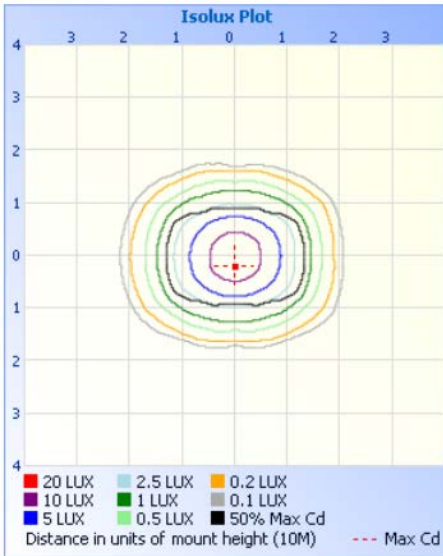
Cutoff Class: Cutoff

Nema Type: 6 X 6



Flood Summary

	Efficiency	Lumens	Horizontal Spread	Vertical Spread
Field (10%):	96.3%	3,070.2	127.2	116.5
Beam (50%):	79.6%	2,537.4	102.2	85.2
Total:	100%	3,187.3		



Illuminance at a Distance

Distance	Center Beam LUX	Beam Width
1.67M	518 LUX	3.06 M 4.13 M
3.33M	129 LUX	6.13 M 8.26 M
5.00M	57.6 LUX	9.19 M 12.39 M
6.67M	32.4 LUX	12.25 M 16.52 M
8.33M	20.7 LUX	15.32 M 20.65 M
10.00M	14.4 LUX	18.38 M 24.78 M

■ Vert. Spread: 85.2°
■ Horiz. Spread: 102.2°

REVISION: 8

Title: CLARO “FORTIS” LED FLOODLIGHT
15W, 30W, 40W, 60W

Model: FLCF

SHEET No: 4 of

Version: 4.0

Date: 2017.08.24

“FORTIS” LED FLOODLIGHT 15W, 30W, 40W, 60W (Model: FLCF Series)



TIS 1955-2551

PHOTOMETRIC TEST: 40W

Filename: CLARO FORTIS 40W FLOODLIGHT FLCF-400

Manufacturer: EPITAX PTE LTD (SINGAPORE)

Luminaire: CLARO FORTIS LED FLOODLIGHT 40W

Luminaire Cat: FLOODLIGHT LED FLCF-400

Lamp: CLARO FORTIS LED FLOODLIGHT 40W

Lamp Cat: FLOODLIGHT LED FLCF-400

Lamp Output: Total luminaire Lumens: 4391.9

Max Candela: 2,014.5 at Horizontal: 90°, Vertical: 0°

Input Wattage: 38.7

Luminous Opening: Rectangle w/Luminous Sides (L: 0.22M, W: 0.24M, H: 0.06M)

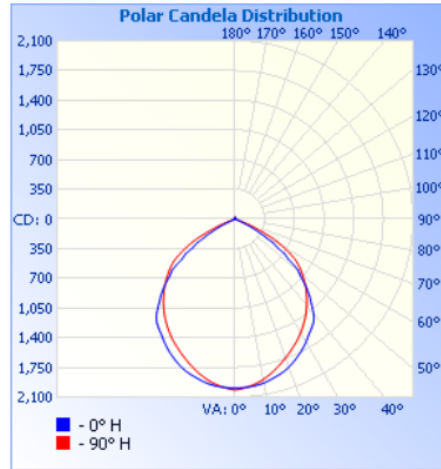
Test: FLOODLIGHT-40W_IESNA95

Test Date: 4 Mar 2016

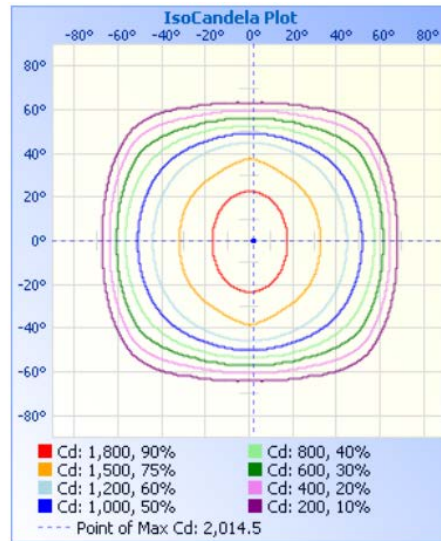
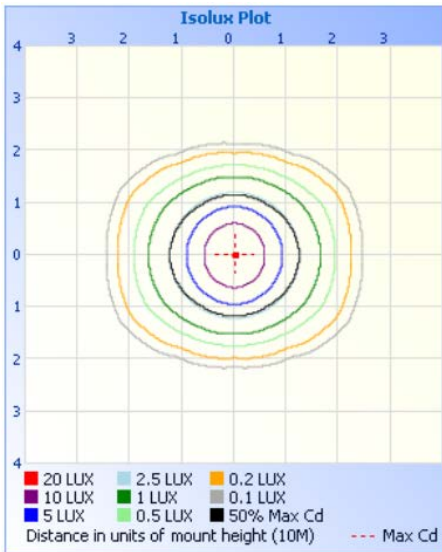
Photometry : Type C

Cutoff Class: Cutoff

Nema Type: 7 X 6



Flood Summary			
	Efficiency	Lumens	Horizontal Spread Vertical Spread
Field (10%):	97.2%	4,268.3	135.1 127.3
Beam (50%):	76.3%	3,349.7	103 99.2
Total:	100%	4,391.7	



Illuminance at a Distance		
	Center Beam LUX	Beam Width
1.67M	717 LUX	3.92 M 4.19 M
3.33M	179 LUX	7.84 M 8.39 M
5.00M	79.7 LUX	11.76 M 12.57 M
6.67M	44.8 LUX	15.68 M 16.77 M
8.33M	28.7 LUX	19.60 M 20.96 M
10.00M	19.9 LUX	23.52 M 25.16 M

■ Vert. Spread: 99.2°
■ Horiz. Spread: 103.0°

REVISION: 8

Title: CLARO “FORTIS” LED FLOODLIGHT
15W, 30W, 40W, 60W

Model: FLCF

SHEET No: 5 of 6

Date: 2017.08.24

Version: 4.0

“FORTIS” LED FLOODLIGHT 15W, 30W, 40W, 60W (Model: FLCF Series)



TIS 1955-2551

PHOTOMETRIC TEST: 60W

Filename: CLARO FORTIS 60W FLOODLIGHT FLCF-600 v2.0

Manufacturer: EPITAX PTE LTD (SINGAPORE)

Luminaire: CLARO "FORTIS" 60W FLOODLIGHT

Luminaire Cat: LED FLOODLIGHT

Lamp: FLCF-600

Lamp Cat: LED

Lamp Output: Total luminaire Lumens: 6639

Max Candela: 2,751.5 at Horizontal: 120°, Vertical: 5°

Input Wattage: 59.6

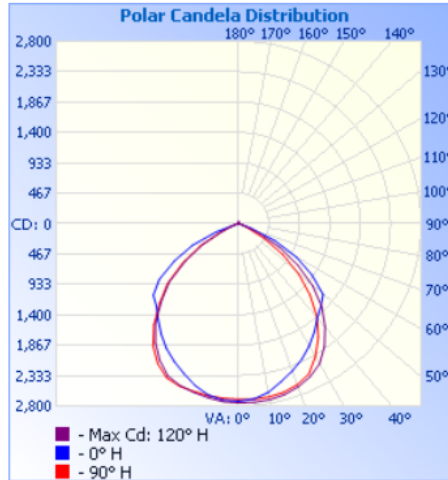
Luminous Opening: Rectangle w/Luminous Sides (L: 0.2M, W: 0.14M, H: 0.01M)

Test Date: 2017-5-25

Photometry : Type C

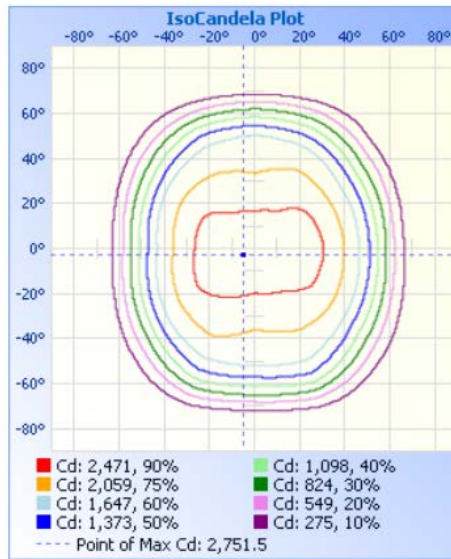
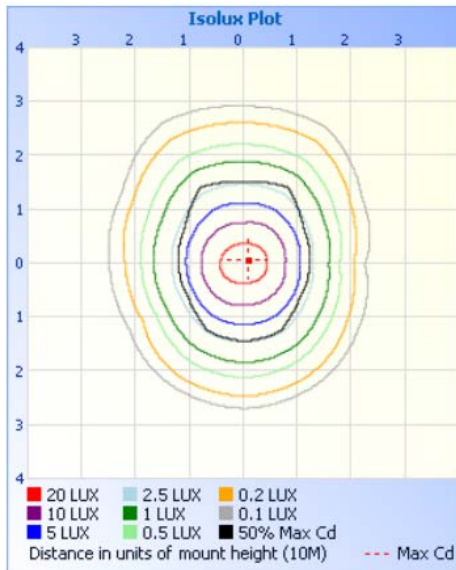
Cutoff Class: Cutoff

Nema Type: 6 X 7



Flood Summary

	Efficiency	Lumens	Horizontal Spread	Vertical Spread
Field (10%):	97%	6,440.6	129.3	140.4
Beam (50%):	79.7%	5,292.2	98.6	111.4
Total:	100%	6,640.0		



Illuminance at a Distance

Distance	Center Beam LUX	Beam Width
1.67M	980 LUX	4.88 M 3.87 M
3.33M	245 LUX	9.77 M 7.75 M
5.00M	109 LUX	14.65 M 11.62 M
6.67M	61.3 LUX	19.53 M 15.49 M
8.33M	39.2 LUX	24.42 M 19.37 M
10.00M	27.2 LUX	29.30 M 23.24 M

Vert. Spread: 111.4°
 Horiz. Spread: 98.6°

REVISION: 8

Title: CLARO “FORTIS” LED FLOODLIGHT
 15W, 30W, 40W, 60W

Model: FLCF

SHEET No: 6 of 6

Version: 4.0

Date: 2017.08.24