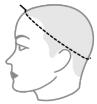
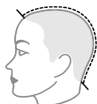
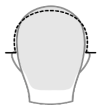

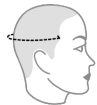


	XXS	XS	S	M	L	XL
 <p><b>CIRCUMFERENCE</b></p>	19.5in 49.5cm	20in 50.8cm	20.5in 52.1cm	21in 53.3cm	21.5in 54.6cm	22in 55.9cm
 <p><b>FRONT TO NAPE</b></p>	12.75in 32.4cm	13in 33cm	13.25in 33.7cm	13.5in 34.3cm	13.875in 35.2cm	14.25in 36.2cm
 <p><b>EAR-CROWN-EAR</b></p>	11.75in 29.8cm	12in 30.5cm	12.25in 31.1cm	12.5in 31.8cm	12.75in 32.4cm	13in 33cm
 <p><b>EAR-FRONT-EAR</b></p>	10.5in 26.7cm	10.75in 27.3cm	11in 27.9cm	11.25in 28.6cm	11.5in 29.2cm	11.75in 29.8cm
 <p><b>TEMPLE-BACK-TEMPLE</b></p>	14.75in 37.5cm	15in 38.1cm	15.25in 38.7cm	15.5in 39.4cm	15.75in 40cm	16in 40.6cm

## MEASURING INSTRUCTIONS

### CIRCUMFERENCE

Measure all around the head starting from the front hairline, following over the tops of the ears and back under the base of the skull (which is usually 2.5cm or 1in above the nape hairline).

### FRONT TO NAPE

Measure from the center of the hairline to the nape of the neck (Usually 1.5in to 2in or 3.8cm to 5.1cm under the occipital bone).

### EAR-CROWN-EAR

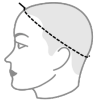

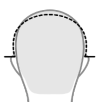

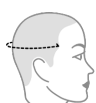
Measure from the hairline where the hair starts above the ear (Usually 1cm or .4in up from the ear) across the crown of the head extending to the hairline on the opposite side.

### EAR-FRONT-EAR

Measure from the hairline at the top front of the ears (behind the sideburns where the hair starts to grow-usually 1cm or .4in up and forward from the ear), across the hairline on the forehead and back to the same position on the other side.

### TEMPLE-BACK-TEMPLE

Measure from the hairline at the temple then back horizontally across the peak of the back of the head.

	XXS	XS	S	M	L	XL
 <p><b>CIRCUMFERENCE</b></p>	19.75in 50.2cm	20in 50.8cm	20.5in 52.1cm	21in 53.3cm	21.5in 54.6cm	22in 55.9cm
 <p><b>FRONT TO NAPE</b></p>	11.75in 29.8cm	12in 30.5cm	12.375in 31.4cm	12.75in 32.4cm	13.25in 33.7cm	13.875in 35.2cm
 <p><b>EAR-CROWN-EAR</b></p>	10.75in 27.3cm	11in 27.9cm	11.25in 28.6cm	11.5in 29.2cm	11.75in 29.8cm	12.125in 30.8cm
 <p><b>EAR-FRONT-EAR</b></p>	11in 27.9cm	11.25in 28.6cm	11.5in 29.2cm	11.25in 29.5cm	11.5in 29.8cm	11.75in 30.5cm
 <p><b>TEMPLE-BACK-TEMPLE</b></p>	14.25in 36.2cm	14.5in 36.8cm	14.75in 37.5cm	15in 38.1cm	15.25in 38.7cm	15.5in 39.4cm

## MEASURING INSTRUCTIONS

### CIRCUMFERENCE

Measure all around the head starting from the front hairline, following over the tops of the ears and back under the base of the skull (which is usually 2.5cm or 1in above the nape hairline).

### FRONT TO NAPE

Measure from the center of the hairline to the nape of the neck (Usually 1.5in to 2in or 3.8cm to 5.1cm under the occipital bone).

### EAR-CROWN-EAR

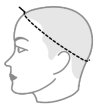



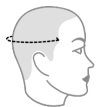
Measure from the hairline where the hair starts above the ear (Usually 1cm or .4in up from the ear) across the crown of the head extending to the hairline on the opposite side.

### EAR-FRONT-EAR

Measure from the hairline at the top front of the ears (behind the sideburns where the hair starts to grow-usually 1cm or .4in up and forward from the ear), across the hairline on the forehead and back to the same position on the other side.

### TEMPLE-BACK-TEMPLE

Measure from the hairline at the temple then back horizontally across the peak of the back of the head.

	XXS	XS	S	M	L	XL
 <p><b>CIRCUMFERENCE</b></p>	19.75in 50.2cm	20.25in 51.4cm	20.75in 52.1cm	21.25in 54cm	21.75in 55.2cm	22.25in 56.5cm
 <p><b>FRONT TO NAPE</b></p>	12.75in 32.4cm	13in 33cm	13.25in 31.4cm	13.5in 34.3cm	13.875in 35.2cm	14.375in 36.5cm
 <p><b>EAR-CROWN-EAR</b></p>	11.75in 29.8cm	12in 30.5cm	12.25in 28.6cm	12.5in 31.8cm	12.75in 32.4cm	13in 33cm
 <p><b>EAR-FRONT-EAR</b></p>	10.25in 26cm	10.5in 26.7cm	10.75in 29.2cm	11in 27.9cm	11.25in 28.6cm	11.5in 29.2cm
 <p><b>TEMPLE-BACK-TEMPLE</b></p>	14.75in 37.5cm	15in 38.1cm	15.25in 37.5cm	15.5in 39.4cm	15.75in 40cm	16in 40.6cm

## MEASURING INSTRUCTIONS

### CIRCUMFERENCE

Measure all around the head starting from the front hairline, following over the tops of the ears and back under the base of the skull (which is usually 2.5cm or 1in above the nape hairline).

### FRONT TO NAPE

Measure from the center of the hairline to the nape of the neck (Usually 1.5in to 2in or 3.8cm to 5.1cm under the occipital bone).

### EAR-CROWN-EAR

Measure from the hairline where the hair starts above the ear (Usually 1cm or .4in up from the ear) across the crown of the head extending to the hairline on the opposite side.

### EAR-FRONT-EAR

Measure from the hairline at the top front of the ears (behind the sideburns where the hair starts to grow-usually 1cm or .4in up and forward from the ear), across the hairline on the forehead and back to the same position on the other side.

### TEMPLE-BACK-TEMPLE

Measure from the hairline at the temple then back horizontally across the peak of the back of the head.