

BASIC WILDLIFE RESCUE KIT



WILD BIRD CARE
CHARITABLE TRUST

Are you prepared if you injure or find injured wildlife?

Below is a list of some items that you may need.

1

CONTAINER

Box or cat carry cage for transporting the injured wildlife (don't forget ventilation holes in the box).

2

FLURO VEST

This is for your safety so you can be easily seen.

3

TORCH

A torch is handy if searching for wildlife if the light is bad or non-existent.

4

GLOVES

Great for handling wildlife with sharp bits!

5

TOWELS

These are for capturing, handling and bedding.

6

NET

Does not have to be big.

7

PLIERS OR CUTTERS

This is for wildlife caught in wire or fishing line.

8

WARMERS

These can be instant hand warmers or a hot water bottle to place under cold babies or adults.

9

PHONE NUMBERS

It is important to know who to contact in an emergency.

10

PEN AND PAPER

In case you need to make notes i.e. where, why, how and who.

11

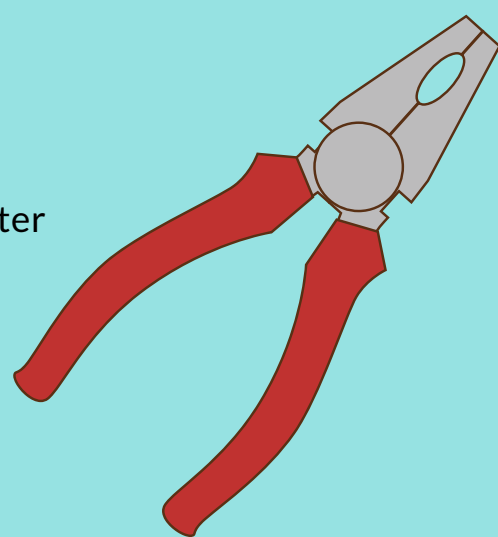


ANTI-BACTERIAL HAND WIPES

Always hand to have.

12

FIRST AID KIT FOR YOURSELF

Just in case you need it!



WILD BIRD CARE CHARITABLE TRUST

www.birdcare.org.nz