

TRAINING & CONSULTANCY
Plurilingual and intercultural education through mobility



**European Centre for Modern Languages
(ECML)**

Anna Czura and Kristin Brogan
Chania, 6th – 7th of December 2018

Plurilingual and intercultural learning through mobility
 ECML TRAINING AND CONSULTANCY FOR MEMBER STATES






DAY 1

καλώς ορίσατε

Welcome!

Bienvenue!

Benvenuti!

Tervetuloa!

Fáilte Romhat!

Bienvenidas/os!

Witajcie!

Добро пожаловать!

Willkommen!


Velkommen!

Բարի գալուստ!

Plurilingual and intercultural learning through mobility
 ECML TRAINING AND CONSULTANCY FOR MEMBER STATES




My multiple identity



Plurilingual and intercultural learning through mobility
ECML TRAINING AND CONSULTANCY FOR MEMBER STATES



Learning Mobility

- Face-to-face/
physical
- Virtual



Plurilingual and intercultural learning through mobility
ECML TRAINING AND CONSULTANCY FOR MEMBER STATES



Learning mobility – why?

- Personal development
- Strengthening communicative and intercultural competences
- Openness and tolerance
- Willingness to be mobile in the future

Is it really the case??

Plurilingual and intercultural learning through mobility
ECML TRAINING AND CONSULTANCY FOR MEMBER STATES



Expectations & exchange of experiences

What are your expectations of the workshop?

What are your experiences with mobility?



Plurilingual and intercultural learning through mobility
ECML TRAINING AND CONSULTANCY FOR MEMBER STATES





kahvitauko
κοφε
coffee break
Kaffeepause
διάλειμμα για καφέ
pausa café

Plurilingual and intercultural learning through mobility
ECML TRAINING AND CONSULTANCY FOR MEMBER STATES




**Plurilingual and intercultural learning
through mobility: Practical resources
for teachers and teacher trainers**




<http://plurimobil.ecml.at>


Plurilingual and intercultural learning through mobility
ECML TRAINING AND CONSULTANCY FOR MEMBER STATES





Project team




Mirjam Egli
Cuenat (coordinator)
Switzerland



Kristin Brogan
Ireland



Chantal Muller
Belgium



Anna Czura
Poland

Team members 2010-11
Josephine Cole (UK)
Anna Szczepańska (Poland)



Associate members:
Lukas Bleichenbacher
Katharina Höchle Meier
Barbara Wolfer (Switzerland)

Two stages of PluriMobil

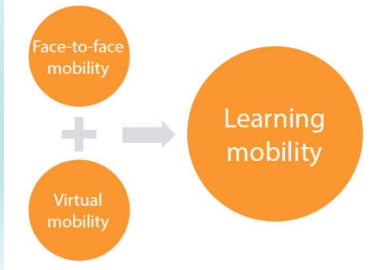
- 2010-2011
- 2012-2014

Plurilingual and intercultural learning through mobility

ECML TRAINING AND CONSULTANCY FOR MEMBER STATES

PluriMobil supports all types of mobility





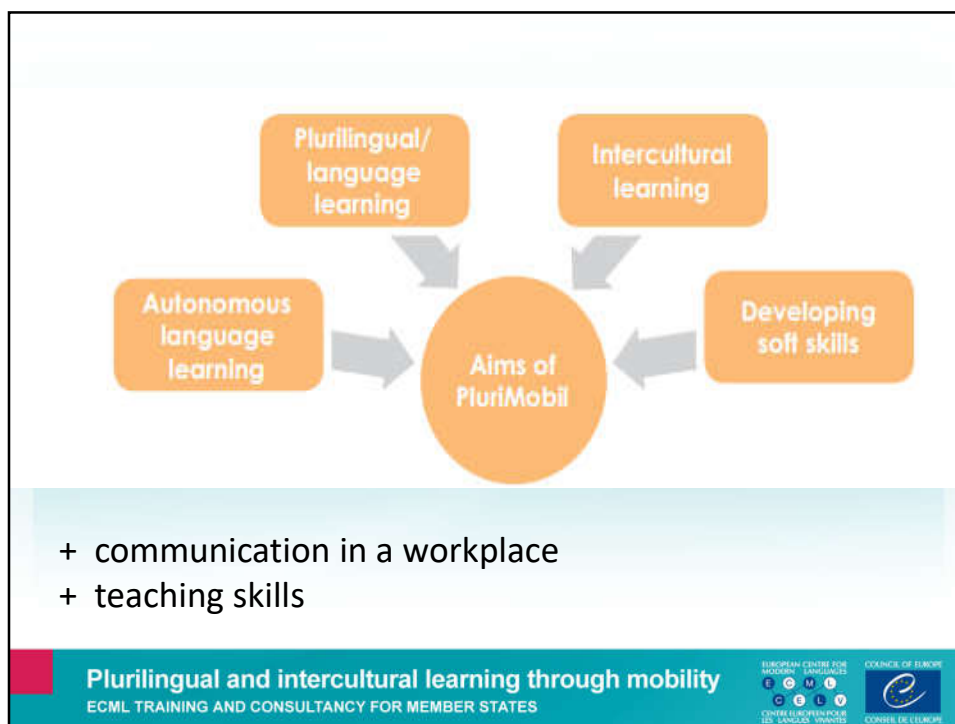
LEARNING MOBILITY

Form	School exchange, school project, studying abroad, e-learning, blended learning, vocational training, work placement
Destination	Abroad, another region of one's own country
Duration	From a few days to a few weeks, months or years
Accommodation	Host families, hotels, hostels, student halls
Type	Face-to-face (physical) mobility, virtual mobility

Plurilingual and intercultural learning through mobility

ECML TRAINING AND CONSULTANCY FOR MEMBER STATES



Discussion

- What is your understanding of “Intercultural Competence”?

Intercultural Communicative Competence (ICC)

"the ability to communicate effectively in **cross-cultural** situations and to relate **appropriately in a variety of cultural contexts**"

(Bennett & Bennett, 2004; also similarly to Byram (1997, 2003), Byram, Gribkova & Starkey (2002), Corbett (2003), Moran (2001) and Samovar and Porter (1993) among others)

Plurilingual and intercultural learning through mobility
ECML TRAINING AND CONSULTANCY FOR MEMBER STATES

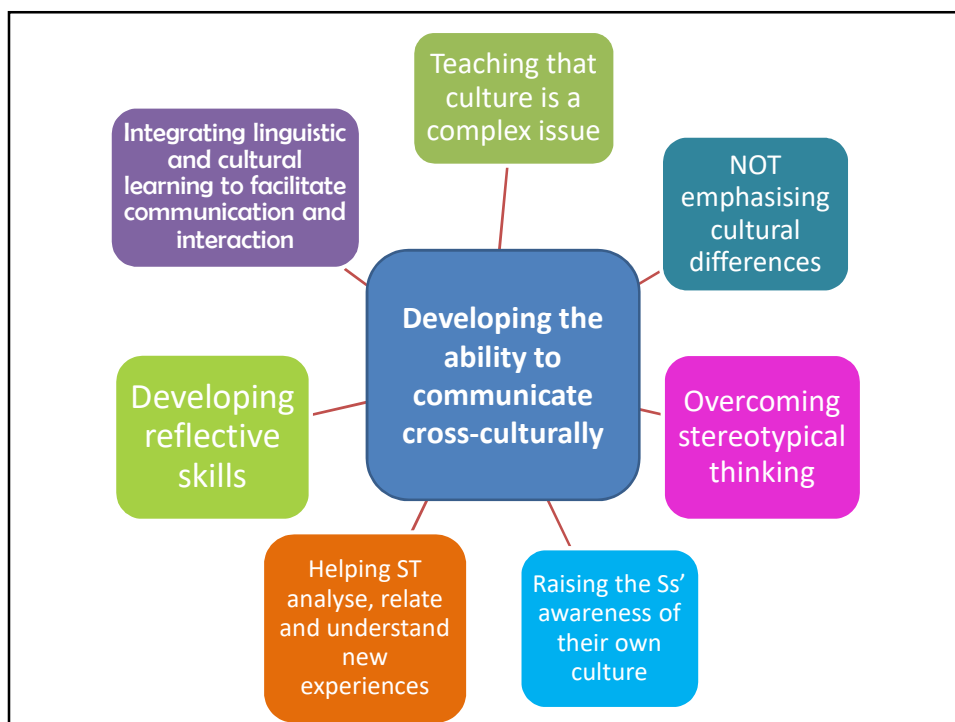
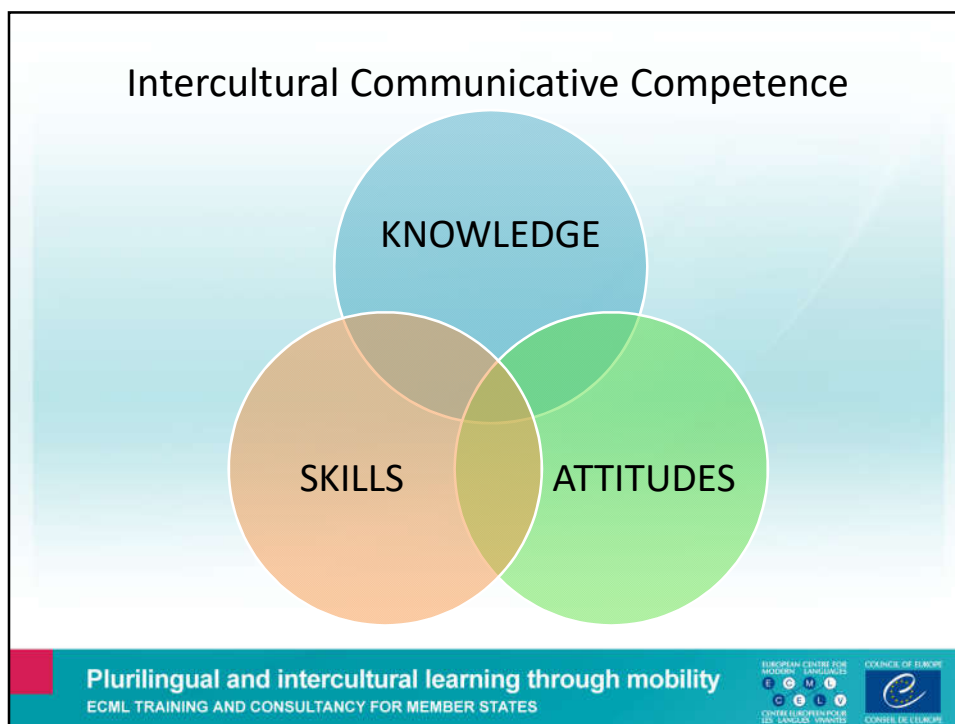


Types of culture

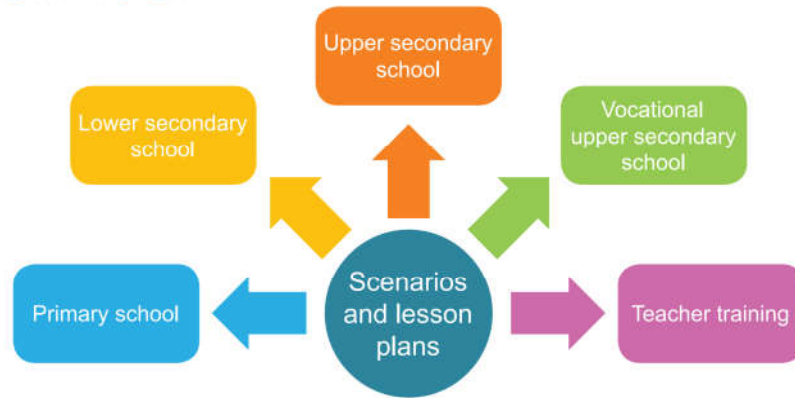
- National culture
- Class culture (working, middle, upper class)
- Regional culture (Athens vs Chania)
- Professional culture (academics, engineers)
- Gender
- Age (adolescent, middle-aged, elderly)
- Religious culture
- Corporate culture (university vs Google)

Plurilingual and intercultural learning through mobility
ECML TRAINING AND CONSULTANCY FOR MEMBER STATES






Educational levels addressed by PluriMobil




Plurilingual and intercultural learning through mobility
ECML TRAINING AND CONSULTANCY FOR MEMBER STATES



Components:



Handbook



Quick start guide



Lesson plans

<http://plurimobil.ecml.at>

(in English and French)

Plurilingual and intercultural learning through mobility
ECML TRAINING AND CONSULTANCY FOR MEMBER STATES



1.	Introduction	11
2.	PluriMobil lesson plans	19
3.	A double scenario: developing teaching competences through mobility	27
4.	Applying PluriMobil in your context: FAQ	29
5.	Council of Europe tools in PluriMobil	33
6.	PluriMobil for primary school	39
7.	PluriMobil for lower secondary school	43
8.	PluriMobil for upper secondary school (general education)	47
9.	PluriMobil for vocational secondary school (vocational education and training: VET)	51
10.	PluriMobil for student teachers	55
11.	PluriMobil in use: examples of good practice	61
12.	Summary of lesson plans	63

[LESSON PLANS](#)
[IN A NUTSHELL](#)
[GOOD PRACTICE](#)
[GLOSSARY](#)
[PUBLICATIONS](#)
[ORGANIZATIONS](#)
[FAQ](#)

EUROPEAN CENTRE FOR MODERN LANGUAGES
 COUNCIL OF EUROPE
 CENTRE EUROPEEN POUR LES LANGUES VIVANTES
 CONSEIL DE L'EUROPE

Practical resources for teachers and teacher trainers

Plurilingual and intercultural learning through mobility

Practical resources for teachers and teacher trainers

PluriMobil is a teaching tool that offers activities and materials to support the plurilingual and intercultural learning of students for the phases before, during and after a mobility activity. This tool can be adapted to multiple mobility projects across all educational levels.

PluriMobil offers a set of practical training tools to plan your mobility project

For detailed information, please click on the icon of the school level you are interested in.

[PRIMARY SCHOOL](#)
[LOWER SECONDARY SCHOOL](#)
[UPPER SECONDARY EDUCATION](#)
[VOCATIONAL SECONDARY SCHOOL](#)
[TEACHER EDUCATION](#)

SURVEY What do you think about these resources?

Introduction (EN) Conference presentation (FR)

Plurilingual and intercultural learning through mobility - ...

EUROPEAN CENTRE FOR MODERN LANGUAGES


Mobility in lower secondary school

Mobility in lower secondary school may take the form of inter-school projects (organised at a local or European level); different types of class visits to a foreign country, or language institutes; long-term schooling in a foreign country; or virtual interaction with peers from different communities or countries.

Lesson plans

PluriMobil offers 13 lesson plans for lower secondary school and ready-made materials that support the entire process of a mobility project and aim at developing:

- plurilingual competences;
- intercultural communicative competences;
- autonomous learning skills



Download lesson plans in English or in French

PS: If you are using our tools for the first time, we recommend that you read the [PluriMobil quick start guide](#) first.

PS: The PluriMobil handbook provides more thorough information about mobility activities in lower secondary school (see chapter 7).

Good practice

- [Freizeit/Free time](#).
Teacher: Michelle Vella Gobey, Teacher of German and Head of Department for German in Catholic Schools, Malta

Learning scenarios

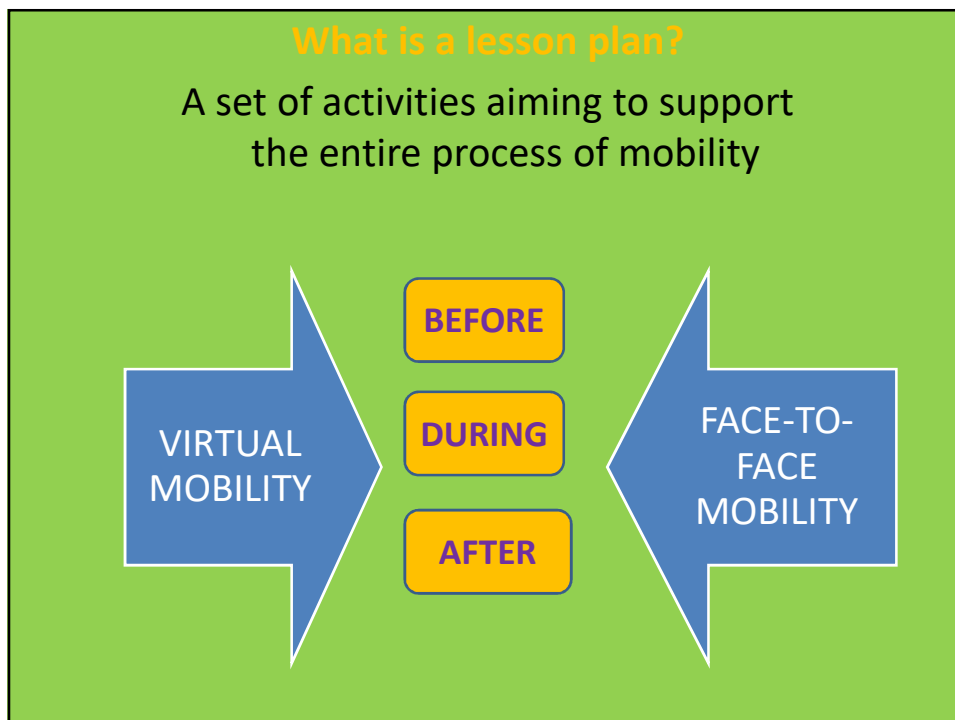
PluriMobil lesson plans support all stages of a mobility experience: preparatory phase, the mobility experience itself and the follow-up period.

Sample exercises your students can be engaged in before, during and after a mobility experience:

BEFORE	DURING
<ul style="list-style-type: none"> Defining one's identity: who am I? Preparing oneself for a mobility activity (to imagine what it would be like) Developing language skills and strategies: facilitating successful intercultural communication Setting one's own learning goals Preparing materials to be used with peers in the host institution 	<ul style="list-style-type: none"> Collecting intercultural discoveries Applying language skills and strategies in real-life communication

ECML TRAINING AND CONSULTANCY FOR MEMBER STATES

CONSEIL DE L'ÉDUCATION
DES LANGUES VIVANTES
CONSEIL DE L'ÉDUCATION



PLURILINGUA MOBIL


Lesson plan 7
WORKING IN DIFFERENT LANGUAGES



In this lesson plan the students ...


EXPERIENCES
Students
- Experience...

TARGETED COMPETENCES
Students
- are interested in ...

PROCEDURE

BEFORE
 Students discuss ...

DURING
  Students observe ...

AFTER
 In pairs or small groups, students ...

FINAL PRODUCT FOR THE PORTFOLIO
- ...

TOOLS AND RESOURCES
- ...

What is important for “BEFORE”?

- anticipating the intercultural encounter
- reflecting on one's identity
- comparing one's own and the host culture
- practising functional language
- introducing new learning strategies
- self-assessment and setting linguistic goals
- preparing tasks to be carried out during mobility

What is important for “DURING”?

- collecting examples of language growth
- describing environment or customs
- monitoring linguistic progress – language learning diary (ELP)
- interacting with the hosts
- do activities with other students

Plurilingual and intercultural learning through mobility

ECML TRAINING AND CONSULTANCY FOR MEMBER STATES



What is important for “AFTER”?

- reflecting on language and intercultural learning
- revision of initial beliefs about our own and the other culture(s)
- presenting the outcomes of mobility in the students' home institutions
- student teachers: reflecting on how to transfer their learning experience on teaching

**The results of all activities are collected
in a portfolio**

Plurilingual and intercultural learning through mobility

ECML TRAINING AND CONSULTANCY FOR MEMBER STATES



Portfolio

Portfolio / e-portfolio / blog / learning diary /
website...

Plurilingual and intercultural learning through mobility
ECML TRAINING AND CONSULTANCY FOR MEMBER STATES



lounastauko PLURI MOBIL
перерыв на обед
lunch break
Mittagspause
déjeuner
Μεσημεριανό
almuerzo

Plurilingual and intercultural learning through mobility
ECML TRAINING AND CONSULTANCY FOR MEMBER STATES



Sample activities

Plurilingual and intercultural learning through mobility

ECML TRAINING AND CONSULTANCY FOR MEMBER STATES



Gabi, a 9-year-old Polish girl, and her class are doing a one-day exchange with another class just across the border in Germany. During this first visit, the pupils play games together and visit a castle in the town of the host institution. At a later date, the other class will visit Anna's home town.

Revise some basic expressions.

Prepare the pupils to become hosts to the German group.

Prepare pupils to play games with their German peers.

Help pupils observe and understand the similarities and differences between their own and the host culture.

Plurilingual and intercultural learning through mobility

ECML TRAINING AND CONSULTANCY FOR MEMBER STATES



“Revise some basic expressions”

Lesson plan 10 THE WORDS I NEED ...

BEFORE Pupils make a list of expressions they think they may need at the meeting. The teacher designs and provides tasks to memorise and practise the useful language elements

DURING The pupils use what they have learnt. They can make notes about the new things they have learnt.

AFTER In the portfolio the pupils can add new language that they have learnt or which they now think is necessary and important for their list.

Plurilingual and intercultural learning through mobility
ECML TRAINING AND CONSULTANCY FOR MEMBER STATES



“Prepare pupils to play games with their German peers”

Lesson plan 5 LET'S OFFER THEM SOMETHING!

EXAMPLE 1

Pupils suggest things that they could plan to do with or to give their partnership pupils

- greetings
- songs (e.g. hello songs in different languages, well-known rhymes, international hits, etc.)
- dances
- games (e.g. memory, domino, happy family – Kim's game/games with flashcards
For ideas of games with pictures, see : <http://carolread.com/ideas/flashcards.pdf>)
- pictures taken at home, at school
- stories
- food
- ...

“Help pupils observe and understand the similarities and differences between their own and the host culture”

Lesson plan 4 THE SAME AND DIFFERENT

EXAMPLE 2 Examples of possible things to talk about

names	school building	kind of house where they live	bedroom
clothes	hair style	games	sweets
ways of addressing the class teacher	classroom	eating at lunch time (what – where)	melody of the language used
gestures			



Lesson plan 4 THE SAME AND DIFFERENT

EXAMPLE 1 Example of possible ideas for brainstorming (2 columns)

Same	Different
Have a family	Different compositions of families
Go to school	Big, small, old, modern school
Eat	Different specialities
Same fast food	Different times for meals

- In some schools, pupils wear uniforms.
- In some schools, the day starts with a general assembly.
- On some streets, there is a person (lollipop lady) regulating the traffic to make it safe for the pupils to cross the road.
- Pupils go to school on foot or by bike or else their parents bring them to school by car.
- Pupils eat in school at lunchtime (in their classroom or in a canteen) or else they go home.
- In some classrooms, there is an interactive whiteboard. In other classrooms, there is a blackboard and they still use chalk.

“Prepare the pupils to become hosts to the German group”

Lesson plan 12 I WILL SHOW YOU MY TOWN

In a square – each pupil draws the shape of one building of his/her choice. The papers are mixed and distributed. Nobody should receive his own drawing. The pupils have to find the building drawn.

One pupil describes the drawing he has received, while the others guess which one it is.

One pupil has got a drawing. The others ask yes/no questions. The pupil can also say that s/he doesn't know.

Pupils are invited to count, in a limited amount of time, the number of trees, of chimneys, of balconies, etc.

Pupils are put in groups. A colour is chosen. One group must spot and name an object with this colour. Then it's the turn of group 2, etc. until there is one group left, they are the winners.



Questions and Answers Session



Plurilingual and intercultural learning through mobility
ECML TRAINING AND CONSULTANCY FOR MEMBER STATES



Discussion: goals, success factors, challenges
Examples of best practice



#42741981

Plurilingual and intercultural learning through mobility
ECML TRAINING AND CONSULTANCY FOR MEMBER STATES



PLURILINGUAL MOBIL

kahvitauko
κοφε
coffee break
Kaffeepause
διάλειμμα για καφέ
pausa café

Plurilingual and intercultural learning through mobility
ECML TRAINING AND CONSULTANCY FOR MEMBER STATES



PluriMobil Summary of lesson plans

PLURI  MOBIL

KEYWORDS	EDUCATIONAL LEVELS				
	PRIMARY SCHOOL	LOWER SECONDARY SCHOOL	UPPER SECONDARY SCHOOL	VOCATIONAL SECONDARY SCHOOL	STUDENT TEACHERS
LESSON PLANS FOR INTERCULTURAL LEARNING					
Reflecting on culture(s)		1, 2	1, 11, 12	1, 2	1, 2, 4, 5
Discovering one's own (complex) identity	1, 2, 3, 4, 5, 8, 12	1, 3, 12, 13	1, 2, 7	1, 2, 3	1, 2, 3
Developing intercultural knowledge	5, 6, 7, 8, 12	2, 4, 5, 6, 8, 13	4, 5, 6, 7, 12, 13	1, 2, 5	5, 6, 7, 8, 11
Observing and becoming aware of cultural similarities and differences	1, 2, 3, 4, 6, 8	1, 3, 4, 5, 6, 7, 8	1, 2, 3, 4, 5, 6, 8, 11, 12, 13	1, 2, 3, 4, 5, 7	3, 2, 4, 6, 7, 8, 10, 11
Overcoming cultural stereotypes		1, 2, 4	1, 2, 12	1, 2, 3, 5	2, 4

PluriMobil Handbook, S. 63

Plurilingual and intercultural learning through mobility

ECML TRAINING AND CONSULTANCY FOR MEMBER STATES



PluriMobil Summary of lesson plans

PLURI  MOBIL

KEYWORDS	EDUCATIONAL LEVELS				
	PRIMARY SCHOOL	LOWER SECONDARY SCHOOL	UPPER SECONDARY SCHOOL	VOCATIONAL SECONDARY SCHOOL	STUDENT TEACHERS
LESSON PLANS FOR PLURILINGUAL/LANGUAGE LEARNING					
Developing communicative language competence	1, 5, 7, 8, 10, 11, 12	3, 4, 5, 6, 8, 11, 12, 13	4, 8, 10, 11, 12, 13	4, 6, 8, 9	6, 9, 10, 11
Developing language awareness	10, 11	11, 12	1, 3, 6, 7, 10	4, 7	5, 10, 13
Developing communicative strategies		3, 4, 5	4, 7, 8, 9, 13	6, 7	6
Developing autonomous language learning skills	9, 10	9, 10, 11	8, 9, 10, 13	4, 6, 8, 9	9
LESSON PLANS FOR DEVELOPING SOFT SKILLS					
Presentation skills	1, 3, 5, 7, 8, 12	3, 5, 6, 7, 8, 13	1, 4, 5, 6, 11, 12, 13	3, 7	6, 7, 11
Computer literacy	6, 8, 11, 12	3, 6, 8, 12, 13	4, 7, 12, 13	4	6
LESSON PLANS FOR DEVELOPING TEACHING SKILLS					
					8, 9, 11, 12, 13, 14

PluriMobil Handbook, S. 64

Plurilingual and intercultural learning through mobility

ECML TRAINING AND CONSULTANCY FOR MEMBER STATES



Selected PluriMobil lesson plans

Primary school – LP1 – “My Self-Portrait”

Lower secondary school – LP1 –
“The visible, the less visible, the invisible”

Upper secondary school – LP10 – “My Learning
Diary”

Plurilingual and intercultural learning through mobility
ECML TRAINING AND CONSULTANCY FOR MEMBER STATES



Evaluation day 1: what was tasty?



Plurilingual and intercultural learning through mobility
ECML TRAINING AND CONSULTANCY FOR MEMBER STATES






DAY 2

καλώς ορίσατε **Tervetuloa!** Добро пожаловать!
Welcome! Fáilte Romhat! Willkommen!
Bienvenue! Bienvenidas/os! Willkommen!
 Benvenuti! Witajcie! Բարի գալուստ!

Plurilingual and intercultural learning through mobility
ECML TRAINING AND CONSULTANCY FOR MEMBER STATES








Icebreaker

Diversity of international greetings

- Move around and find a partner with the same greetings. No talking, no touching!
- *Reflective questions:*
 - Which greeting rituals were especially un/pleasant?
 - Did you misinterpret any rituals (for example, seen as aggressive)?
 - How did you feel during the greeting activity?

Plurilingual and intercultural learning through mobility
ECML TRAINING AND CONSULTANCY FOR MEMBER STATES

Debriefing



- Different rituals:
 - Whose rules apply? Who has to adapt to whom?
- Why did this feature in the ICC course?
- What could be criticised at this role play?
- Shoes off!

Plurilingual and intercultural learning through mobility
ECML TRAINING AND CONSULTANCY FOR MEMBER STATES



Reflection




Your feedback on day 1

Plurilingual and intercultural learning through mobility
ECML TRAINING AND CONSULTANCY FOR MEMBER STATES



Short description: of the mobility project			
[Recommendation: In this section, provide rough information about the mobility project: age of learners, school type, languages, type and duration of mobility experience...]			
	Description of the mobility project	Goals and experiences of targeted competences	Activities
	[Recommendation: list detailed information about each particular stage of mobility]	[Recommendation: list/describe major objectives to be accomplished at different stages of mobility]	PluriMobil lessons plans and tools used [Recommendation: list the activities to be completed and the number of PluriMobil lesson plans used]
Before	Before the mobility project, the students...	Students <ul style="list-style-type: none"> • can... 	
Documents to be added to the portfolio before the mobility project...			
During	During the mobility project, the students...	Students <ul style="list-style-type: none"> • can... 	
Documents to be added to the portfolio before the mobility project...			
After	Back home, the students...	Students <ul style="list-style-type: none"> • can... 	
Documents to be added to the portfolio before the mobility project...			

Design your own scenario - use the handbook and the template



In groups:



- Describe the mobility project that you are planning (virtual/face-to-face)
- Which goals do you have?
- Which lesson plans could you use?
- Elements to be added to the portfolio before/during/after mobility

Prepare a short presentation

Plurilingual and intercultural learning through mobility

ECML TRAINING AND CONSULTANCY FOR MEMBER STATES

Aus PluriMobil Quick start guide

Design your scenario



Plurilingual and intercultural learning through mobility
ECML TRAINING AND CONSULTANCY FOR MEMBER STATES



kahvitauko
κοφε
coffee break
Kaffeepause
διάλειμμα για καφέ
pausa café



Plurilingual and intercultural learning through mobility
ECML TRAINING AND CONSULTANCY FOR MEMBER STATES



Design your scenario



Plurilingual and intercultural learning through mobility
ECML TRAINING AND CONSULTANCY FOR MEMBER STATES



lounastauko
перерыв на обед
lunch break
Mittagspause
déjeuner
Μεσημεριανό
almuerzo

PLURI  MOBIL

Plurilingual and intercultural learning through mobility
ECML TRAINING AND CONSULTANCY FOR MEMBER STATES



Group presentations



Plurilingual and intercultural learning through mobility
ECML TRAINING AND CONSULTANCY FOR MEMBER STATES



Reflections on implementation

- During language classes / additional modules
- Part of a curriculum
- ECTS/grades to be awarded
- What are your suggestions?



Plurilingual and intercultural learning through mobility
ECML TRAINING AND CONSULTANCY FOR MEMBER STATES



Reflection on our workshop

- Final comments, questions, suggestions...



Plurilingual and intercultural learning through mobility
ECML TRAINING AND CONSULTANCY FOR MEMBER STATES



Reflection on our workshop

- Discussion on follow-up options



- Watch the video:

<https://www.youtube.com/watch?v=jD8tjhVO1Tc>

Plurilingual and intercultural learning through mobility
ECML TRAINING AND CONSULTANCY FOR MEMBER STATES



ECML EVALUATION



Plurilingual and intercultural learning through mobility
ECML TRAINING AND CONSULTANCY FOR MEMBER STATES



Takk! Grazi! Tänu! Paldies!
 Merci beaucoup! Благодарам! Muito obrigado!
 Vielen Dank! Mersi! Dziękujemy! D'akujem!
 Спасибо! Ačiū! Thanks a lot!
 Շնորհակալություն! Tack! Tak!
 Kiitos! Ευχαριστω! Dank je wel! Mille grazie!
 ¡Muchas gracias! Faleminderit! Hvala! Děkuji!

Plurilingual and intercultural learning through mobility
ECML TRAINING AND CONSULTANCY FOR MEMBER STATES

