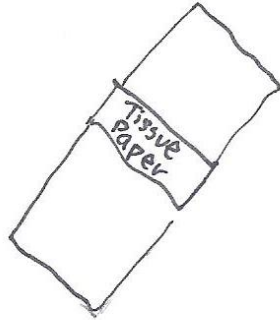
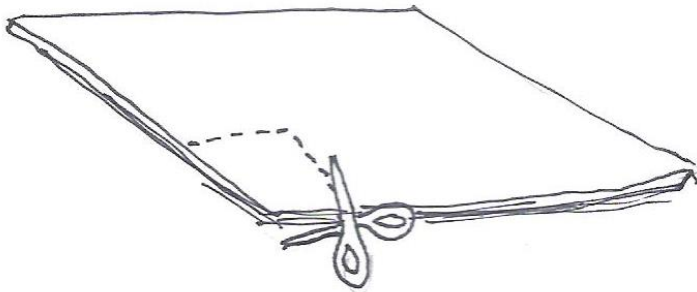


# Tissue paper flower

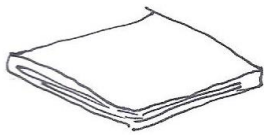
You need:



Instructions:



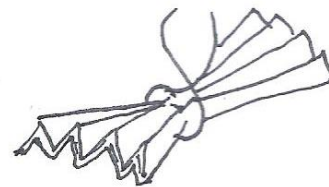
Lay the Tissue paper flat and cut out a stack of squares



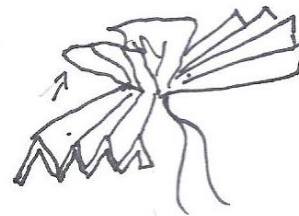
lay the squares in a neat stack



Fold the tissue like an accordion/fan



Tie a piece of yarn around the middle as tight as you can without tearing the tissue paper



Pull up one tissue paper at a time



Fluff your beautiful tissue flower. Try using different color squares for two plus tone flowers