



Our versatile, fully seam-sealed jacket offers outstanding waterproof protection to keep you dry whether you're on the job or on the trail. Folds into a convenient carry pouch for easy, compact storage.

- 100% polyester
- 100% polyester mesh-lined body and hood
- 5000MM fabric waterproof rating
- 1000G/M2 fabric breathability rating
- Zip-off hood
- Contrast waterproof zippers
- Adjustable self-fabric tab cuffs with hook and loop closures
- Front zippered pockets
- Port Pocket™ for easy embroidery access
- Open hem with locking drawcord
- Drawstring carry pouch included

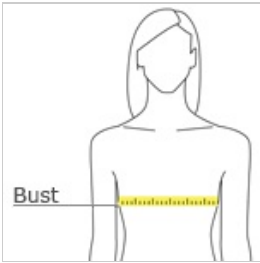


front



back

HOW TO MEASURE











BUST
With arms down at sides, measure around the upper body, under arms and around the fullest part of the bust.

SIZE CHART

	XS	S	M	L	XL	XXL	3XL	4XL
Size	2	4/6	8/10	12/14	16/18	20/22	24/26	28/30
Bust	32-34	35-36	37-38	39-41	42-44	45-47	48-51	52-55

COLOR INFORMATION

							
Black PMS NTR BLACK	Dark Fuchsia PMS 7425 C	Direct Blue PMS 7691 C	Engine Red PMS 193 C	Magnet PMS CL GY 11 C	Slicker Yellow PMS 1235 C	True Navy PMS 533 C	Vine Green PMS 7741 C