



The BUG

PART NUMBER: BG-900




PLEASE READ COMPLETE INSTRUCTIONS BEFORE INSTALLING The BUG.

PARTS INCLUDED: Bug assembly, surface prep kit, alcohol swab, 3M mounting tape

Installing the Control Head

Before installing The BUG, determine where it will work best for the primary user. The arms of The BUG are designed to pivot together front-to-back to change the viewing angle. Determine desired angle, then snug down the thumb screw. Align the arms with mounting holes on the back of the device. Insert and tighten screws. If there are no mounting holes, use the provided 3M mounting tape. Clean each surface with the alcohol swab and let dry completely prior to attaching. Be sure to align the device before using the adhesive as it is a one time stick product.



Installing The BUG


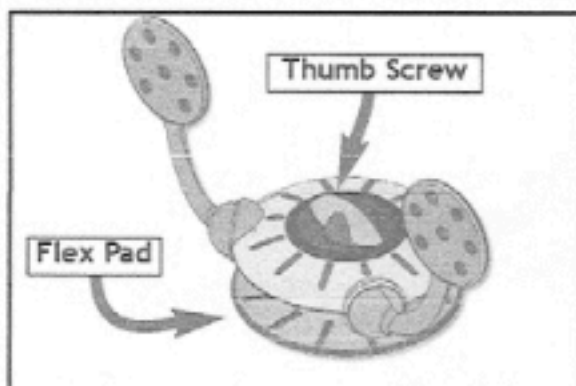
STEP 1. Select a location that does not block your vision or controls. Clean the mounting location with the Surface Preparation Kit. Wipe in only one direction. **DO NOT USE A CIRCULAR MOTION!**

STEP 2. Dry cleaned surface with a cloth, wiping in the same direction as above. Repeat steps 1 and 2.

STEP 3. Clean the area with the Alcohol Swab, wiping in the same direction as above, and dry surface with a dry, clean towel.

STEP 4. Remove the Flex Pad from The BUG. Peel the tape off the Flex Pad Adhesive, press to the mounting location and apply firm pressure for a minimum of 30 seconds. Let the adhesive "cure" for 72 hours before using.

****Recommended installation temperature is 60°F.**



You may easily transfer your Control Head from car to car. Simply remove thumb screw and transfer entire BUG. Purchase extra Flex Pads online to install in other vehicles.

Pro.Fit International, Inc.® may not be held liable for any damage to a vehicle before, during or after the installation or removal of The BUG. Pro.Fit may not be held liable for any personal injury resulting from accident or improper installation. Pro.Fit International, Inc.® 1335 Eagandale Court, Eagan, MN 55121, Ph: 651-688-3588 or 800-388-0073 Fx: 651-688-9876

Installation Difficulty
 ● ○ ○ ○ ○
 Simple Advanced

© Pro.Fit International, Eagan, MN 2004

VIEW INSTRUCTIONS & UPDATES
 ONLINE @
 WWW.PRO-FIT-INTL.COM