

What You Will Do: (5 MINS)

Conversation	Level-0
Help	Raise Your Hand
Activities	Bellwork

Tuesday 10/15/19 Prompt: Legend

BELLWORK Week 1 q2

Directions: Divide your paper into 6 squares. Label your box with the day, date, and prompt. In your box for Tuesday draw something that represents legend using ink. Use your phone to look up the definition. Show line quality. Make sure you fill your box with your drawing.

Inktober rules:

- 1) Make a drawing in ink (you can do a pencil under-drawing if you want).
- 2) Post it*
- 3) Hashtag it with #inktober and #inktober2019 (During Activity time)
- 4) Repeat

Movement	None
Participation	Drawing

(Write what's in Red!)

W.A.P. S. Week 1 q2

Tuesday 10-15-19

Directions: Go to katundra.com and complete the Daily Agenda form.

Essential Question: EQ: Why is organization important?

What will I learn:

Refine organization and neatness of folder through ongoing course support, peer discussion, and personal reflection and goal setting

How I will learn it? (Agenda)

- Organize folders**
- Continue your BW drawing**

How do I know I learned it?

If you can score at least a 3 on the scale for the following:

- 1 Relied on Teacher's Assistance,
- 2 Relied on Peers Assistance,
- 3 Independently,
- 4 Innovatively (You understand and you can help someone else)

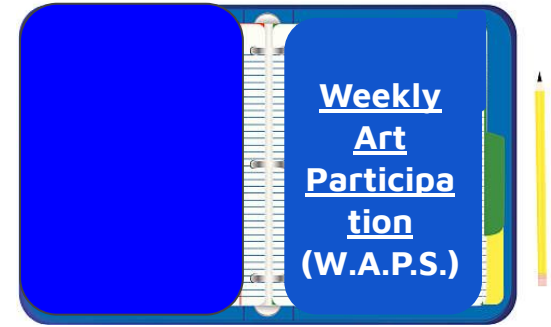
Reminders:

- Find make-up work at Katundra.com**
- Cash \$25 Art Lab Fee due Oct. 31**
 - \$20 if you are in another Art Class**
- Art Club on Thursday from 2-3**

How to Set-Up Your Folder:

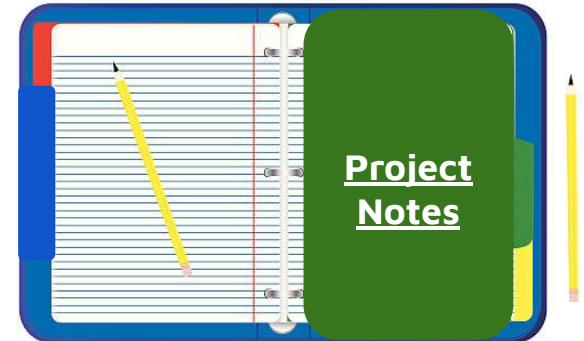
1st Divider - Write Weekly Art Participation Sheet

Place 10-Sheets of Notebook Paper behind this divider



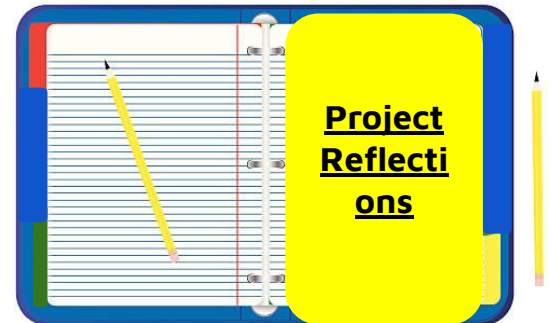
2nd Divider - Write Project Notes

Place 5-Sheets of Notebook Paper behind this divider



3rd Divider - Write Artist Statements

Place 5-Sheets of Notebook Paper behind this divider. This is where your Artist Statements and Comments are placed.



4th Divider - Write Sketchbook (if you don't have a sketchbook)

Place 6-Sheets of Manila Paper behind this divider



What You Will Do: (5 MINS)

Conversation	Level-2
Help	Ask 3 Before Me
Activities	Activity

Today Is: Wednesday 10-16-19

Directions: You have the entire period to do the following:

Using a new 9x12 manila paper draw something that represents **wild**. Use the full page and ink and show line quality. Due at the end of class to Artsonia under the name Stewart 10 16 Wild Drawing.

Extra Credit: Post completed Inktober rules:

- 1) Make a drawing in ink (you can do a pencil under-drawing if you want).
- 2) Post it*
- 3) Hashtag it with #inktober and #inktober2019 (During Activity time)
- 4) Repeat

Movement	Materials Counter
Participation	Drawing- Phones In Use

What You Will Do: (5 MINS)

Conversation	Level-0
Help	Raise Your Hand
Activities	Bellwork

Thursday 10/17/19 Prompt: Ornament

BELLWORK Week 1 q2

Directions: Using your Bellwork paper from Tuesday...Label the next box with the day, date, and prompt. For today draw something that represents **ornament** using ink. Use your phone to look up the definition. Show line quality. Make sure you fill your box with your drawing.

Inktober rules:

- 1) Make a drawing in ink (you can do a pencil under-drawing if you want).
- 2) Post it*
- 3) Hashtag it with #inktober and #inktober2019 (During Activity time)
- 4) Repeat

Movement	None
Participation	Drawing- Phones in Use

What You Will Do: (5 MINS)

Conversation	Level-0
Help	Raise Your Hand
Activities	Bellwork

Friday 10/18/19 Prompt: Misfit

BELLWORK Week 1 q2

Directions: Using your Bellwork paper from Tuesday...Label the next box with the day, date, and prompt. For today draw something that represents **Misfit** using ink. Use your phone to look up the definition. Show line quality. Make sure you fill your box with your drawing.

Inktober rules:

- 1) Make a drawing in ink (you can do a pencil under-drawing if you want).
- 2) Post it to Instagram Feed*
- 3) Hashtag it with #inktober and #inktober2019 (During Activity time)
- 4) Repeat

Movement	None
Participation	Drawing- Phones in Use

Directions:

Project Steps

4. Preliminary Sketch

Sketch the chosen composition and replace the teacup and teapot with your subject matter. You need 4 different sketches

3 Options:

1. 1 composition and 4 different topics or,
2. 1 composition and 4 different subjects for the topic or,
3. 4 different compositions for 1 topic

5. Final Sketch

Choose the sketch that best shows the topic from Step 4 and then draw that larger in your sketchbook. Make sure you use the Rule of Thirds...In this sketch add the detail of the setting. Add shading in the appropriate areas (this is going to help you in the next step)

6. Final Drawing

Draw the Rule of Thirds on the 12x18 Drawing paper. Then copy the sketch you did from the previous step. Draw in one box at a time to keep your drawing proportional. Fill in your contour lines with cross contour lines using black pen or marker.

Uploads this Week:

Directions: Take 5 mins to upload the following assignments if you haven't done so already:

Stewart 10/07 Thumbnail Sketches (Window is closed)

Stewart 10/11 Preliminary Sketches (Window closes today @ 12 am)

Stewart Week 08_q1 Bellwork (Window closes today @12 am)

Stewart Week 09_q1 Bellwork (Window closes Thursday 10/24)

- 1. If the assignment window is closed then upload the work under :
Stewart Make-Up Artwork for Quarter 2**
- 2. If you don't know what the assignment is go to Katundra.com >
click on Classroom> click on the week where the assignment is
from**

What You Will Do: (5 MINS)- Reflection

Conversation	At a Level-1.
Help	You can raise your hand to receive help on the...
Activities	Reflection

Directions: Go to katundra.com and complete the Daily Reflection Form

1. Tell me about your work day in a complete sentence for example: what did you learn, what challenges or success you faced, etc.

2. How well do you understand the learning goal?

1-Not at All 2 3 4 Very Well - I can explain it to someone else

3. How did you work during the activity

1 Relied on Teacher's Assistance, 2 Relied on Peers Assistance,

3 Independently, 4 Innovatively (You understand and you can help someone else)

Movement	None
Participation	Writing

Clean-Up

What You Will Do: (3 MINS)

Conversation At a Level-1.

Help You can raise your hand to receive help on the...

Activities Clean-Up Time

ARTISTS DUTIES	
4	PORTFOLIO ADVISOR
1	MATERIALS MANAGER
2	SKETCHBOOK SUPERVISOR
3	WASTE WATCHDOG

Movement Moving around the tables

Participation Cleaning

Class Reflection

Did you follow CHAMP during...

Class Rubric	“-” Needs Improvement	“+” Excellent
1. Entry & BW		
2. Instruction		
3. Activity		
4. Weekly Reflection		
5. Clean-up		

E=All +’s, S=3 or 4 +’s, N=0-2+’s

Does the class deserve an E, S, or N?

During this Activity I should Hear and See:

	0	1	2	3
CONVERSATION				
HELP	RAISE YOUR HAND	ASK YOUR NEIGHBOR	ASK 3 Peers BEFORE ME	ASK NEW STUDENT
ACTIVITIES	PRESENTATION & INSTRUCTION	INDEPENDENT WORK	PARTNER WORK	GROUP WORK
MOVEMENT	NONE	Move to Materials Counter	Move to Materials Counter & Computers	Move Around The Tables
PARTICIPATION	RAISE YOUR HANDS	DRAWING, WRITING & READING	SPEAKING	DISCUSSING
SOUND	No Music	Personal Music	Class Choice Music	Mrs. Stewart Music