


## What You Will Do: (5 MINS)

Conversation	At a Level-0.
Help	You can raise your hand to receive help on the...
Activities	Bellwork

# Tuesday BELLWORK - Week 2 q3

1/16/18


Create a different design using this drawing. You have to repeat it at least 3 times. Ex:



**Title:** *Tableau No. IV*

**Artist:** Piet Mondrian

**Year Made:** 1943



Movement	None
Participation	Writing

**(Write what's in Red!)**

## **W.A.P. S. Week 2 q3**

**Tuesday 1-16-18**

**Unit:** Shape

**Project:** Presentation for Shapes

**Due:** Friday 1-19-18

**Essential Question: EQ:** What are the classroom expectations?

**What will I learn today:**

Create imaginative works to include background knowledge or information from other subjects. e.g., from history, environment, literary works

**How I will learn it? (Agenda)**

**-Go over classroom management**

**How do I know I learned it?**

If you can score at least a 3 on the scale for the following:

**Theme: Lee MS**

Student **fills** the space and shows **good** evidence of the theme.

**Technique: Drawing Hands Using Shapes**

Student **Fills** the space and shows **good** evidence of a technique.

**Elements and Principles of Design**

Student shows **good** evidence of the Es and Ps in a good balanced design.

**Followed Directions**

Student followed directions of assignment creatively. Also, follows Art Room Rules.

**Craftsmanship**

Student's artwork appears thoughtfully planned; very neatly done; shows unity; **"Hanging Quality Work."**

4 A - Above Expectations

3 B - Met Expectations

2 C - Approaching Expectations

1 D - Below Expectations

**Reminders:**

**-Find make-up work at [Katundra.com](http://Katundra.com)**


## What You Will Do: (5 MINS)

Conversation	At a Level-0.
Help	You can raise your hand to receive help on the...
Activities	Bellwork

# Wednesday BELLWORK - Week 2 q3

1/17/18

Create an  
insect or  
animal using  
the design.



**Title:** *Tableau No. IV*  
**Artist:** Piet Mondrian  
**Year Made:** 1943

Movement	None
Participation	Writing

**(Write what's in Red!)**

## **W.A.P. S. Week 2 q3**

**Wednesday 1-17-18**

**Unit:** Shape

**Project:** Presentation for Lee in ASL

**Due:** Friday 1-19-18

**Essential Question:** **EQ:** What are the classroom expectations?

**What will I learn today:**

Create imaginative works to include background knowledge or information from other subjects. e.g., from history, environment, literary works

**How I will learn it? (Agenda)**

- Go over classroom procedures
- Complete Artist Statement ?s for Lee in ASL

**How do I know I learned it?**

If you can score at least a 3 on the scale for the following:

**Theme: Lee MS**

Student **fills** the space and shows **good** evidence of the theme.

**Technique: Drawing Hands Using Shapes**

Student **Fills** the space and shows **good** evidence of a technique.

**Elements and Principles of Design**

Student shows **good** evidence of the Es and Ps in a good balanced design.

**Followed Directions**

Student followed directions of assignment creatively. Also, follows Art Room Rules.

**Craftsmanship**

Student's artwork appears thoughtfully planned; very neatly done; shows unity; **"Hanging Quality Work."**

4 A - Above Expectations

3 B - Met Expectations

2 C - Approaching Expectations

1 D - Below Expectations

**Reminders:**


**-Find make-up work at [Katundra.com](http://Katundra.com)**

## What You Will Do: (5 MINS)

Conversation	At a Level-0.
Help	You can raise your hand to receive help on the...
Activities	Bellwork

### Thursday BELLWORK - Week 2 q3 - 1/18/18

Create a flower design.



**Title:** *Tableau No. IV*

**Artist:** Piet Mondrian

**Year Made:** 1943

Movement	None
Participation	Writing

**(Write what's in Red!)**

## **W.A.P. S. Week 2 q3**

**Thursday 1-18-18**

**Unit:** Shape

**Project:** Presentation for Lee in ASL

**Due:** Friday 1-19-18

**Essential Question:** **EQ:** What are the classroom expectations?

**What will I learn today:**

Create imaginative works to include background knowledge or information from other subjects. e.g., from history, environment, literary works

**How I will learn it? (Agenda)**

- Go over classroom procedures
- Complete Artist Statement ?s for Lee in ASL

**How do I know I learned it?**

If you can score at least a 3 on the scale for the following:

**Theme: Lee MS**

Student **fills** the space and shows **good** evidence of the theme.

**Technique: Drawing Hands Using Shapes**

Student **Fills** the space and shows **good** evidence of a technique.

**Elements and Principles of Design**

Student shows **good** evidence of the Es and Ps in a good balanced design.

**Followed Directions**

Student followed directions of assignment creatively. Also, follows Art Room Rules.

**Craftsmanship**

Student's artwork appears thoughtfully planned; very neatly done; shows unity; **"Hanging Quality Work."**

4 A - Above Expectations

3 B - Met Expectations

2 C - Approaching Expectations

1 D - Below Expectations

**Reminders:**

**-Find make-up work at [Katundra.com](http://Katundra.com)**

## What You Will Do: (5 MINS)

Conversation	At a Level-0.
Help	You can raise your hand to receive help on the...
Activities	<b>Lee in ASL Artist Statement</b>

1. How did you show evidence of Lee Middle School and use effective space?
2. How did you use shapes to draw your hands? How did you use American Sign Language?
3. What three principles of design did you use? Explain.
4. How did you show creativity in your art?
5. How does your work show unity and completeness?

Movement	None
Participation	Writing

## **Lee in ASL Artist Statement**

1. How did you show evidence of Lee Middle School and use effective space?
2. How did you show use shapes to draw your hands?  
How did you use American Sign Language?
3. What three principles of design did you use?  
Explain.
4. How did you show creativity in your art?
5. How does your work show unity and completeness?




## What You Will Do: (5 MINS)

Conversation	At a Level-0.
Help	You can raise your hand to receive help on the...
Activities	Bellwork

# Friday BELLWORK - Week 2 q3

1/19/18

Create a t-shirt design.



Title: *Tableau No. IV*

Artist: Piet Mondrian

Year Made: 1943

Movement	None
Participation	Writing

**(Write what's in Red!)**

## W.A.P. S. Week 2 q3

**Friday 1-19-18**

**Unit:** Shape

**Project:** Presentation for Lee in ASL

**Due:** Friday 1-19-18

**Essential Question:** **EQ:** Did I communicate my theme effectively?

**What will I learn today:**

Create imaginative works to include background knowledge or information from other subjects. e.g., from history, environment, literary works

**How I will learn it? (Agenda)**

**-Grade Lee in ASL Project**

**How do I know I learned it?**

If you can score at least a 3 on the scale for the following:

**Theme: Lee MS**

Student **fills** the space and shows **good** evidence of the theme.

**Technique: Drawing Hands Using Shapes**

Student **Fills** the space and shows **good** evidence of a technique.

**Elements and Principles of Design**

Student shows **good** evidence of the Es and Ps in a good balanced design.

**Followed Directions**

Student followed directions of assignment creatively. Also, follows Art Room Rules.

**Craftsmanship**

Student's artwork appears thoughtfully planned; very neatly done; shows unity; **"Hanging Quality Work."**

4 A - Above Expectations

3 B - Met Expectations

2 C - Approaching Expectations

1 D - Below Expectations

**Reminders:**

**-Find make-up work at [Katundra.com](http://Katundra.com)**

# 1. Entering Class Procedures

**Conversation: Level 1**

**Help: Raise Your Hand**

**Activity: Art Advisors pick portfolios, backpacks under the table, have a seat, take out sketchbook**

**Movement: Materials Counter**

**Participation: Preparing for Class**

**Sound: Instructor's Music**

## **2. Beginning of Class Procedures using CHAMPS: (8 mins)**

**Conversation: Level -0**

**Help: Raise your Hand**

**Activity: Bellwork, Agenda, Free Draw**

**Movement: None**

**Participation: Drawing and Writing**

**Sound: Instructor's Music**

### **3. Instructional Procedures using CHAMPS: (10 mins)**

**Conversation: Level 0**

**Help: Raise Your Hand**

**Activity: Instructional**

**Movement: None**

**Participation: Reading and Listening**

**Sound: No music**

## **4. Activity Procedures using CHAMPS: (20 mins)**

**Conversation: Level 2**

**Help: Ask 3 Before me**

**Activity: Independent Work**

**Movement: Materials Counter**

**Participation: Drawing/ Reading/ Writing**

**Sound: Personal Music**

## **5. Reflection Procedures using CHAMPS: (5 mins)**

**Conversation: Level 0**

**Help: Raise your hand**

**Activity: Write what you learned or did on your  
W.A.P.S**

**Movement: Materials Counter**

**Participation: Drawing/ Reading/ Writing**

**Sound: Personal Music**

## **6. Clean-Up Procedures using CHAMPS: (3 mins)**

**Conversation: Level 1**

**Help: Ask 3 Before Me**

**Activity: Art Advisor, materials manager, sketchbook supervisor, waste watchdog**

**Movement: Materials Counter**

**Participation: Cleaning**

**Sound: Instructor's Music**



## **7. Artsonia Procedures:Download the Artsonia App**

1. Click on Student
2. Type in Access Code
3. Select Green Check
4. Enter your Name
5. Add Art and Select Project
6. Take a Picture
7. Edit if needed
8. Title the Work
9. Type Artist Statement
10. Submit to Teacher

**Daly's Access**

**Code: *HRHT-ZPTP***

**Stewart's Access**

**Code: *BRXY-HKZK***

## **8. Hall Pass Procedures:**

1. Use School Agenda, Write date & time out, destination
2. Bring to teacher for initials
3. Put agenda in basket, then sign-out
4. Take pass and place it around your neck
5. When you return write the time and pick-up agenda

## **9. Classroom Signals:**

1. Raise pencil in air to sharpen
2. Raise index finger for the bathroom/water (4 passes per quarter)
3. Raise your shoe to borrow a pencil
4. Raise your hand for questions or comments

## **10. Sink Procedures:**

1. Ask Permission
2. Stand at the tape
3. Patiently wait your turn
4. Only 2 people at a time
5. Clean any mess around the sink

During this Activity I should Hear and See:

	0	1	2	3
<b>C</b> ONVERSATION				
<b>H</b> ELP	RAISE YOUR HAND	ASK YOUR NEIGHBOR	ASK 3 Peers BEFORE ME	ASK NEW STUDENT
<b>A</b> CTIVITIES	PRESENTATION & INSTRUCTION	INDEPENDENT WORK	PARTNER WORK	GROUP WORK
<b>M</b> OVEMENT	NONE	Move to Materials Counter	Move to Materials Counter & Computers	Move Around The Tables
<b>P</b> ARTICIPATION	RAISE YOUR HANDS	DRAWING, WRITING & READING	SPEAKING	DISCUSSING
<b>S</b> OUND	No Music	Personal Music	Class Choice Music	Mrs. Stewart Music

## What You Will Do: (5 MINS)- Reflection

Conversation	At a Level-0.
Help	You can raise your hand to receive help on the...
Activities	Reflection

1st  
On your Weekly Art  
Participation Sheet  
Under the Reflection  
Section  
**Tell me what you did  
in details using a  
complete sentence**

2nd

Where do you stand with meeting the  
standard for today:

1. Theme-Day of the Dead-Name to Honor 4 3 2 1
2. Technique- Zentangles 4 3 2 1
3. Elements/Principles 4 3 2 1
4. Following Directions 4 3 2 1
5. Craftsmanship 4 3 2 1

**4 A - Above Expectations**

**3 B - Met Expectations**

**2 C - Approaching Expectations**

**1 D - Below Expectations**

Movement	None
Participation	Writing

# Clean-Up

## What You Will Do: (3 MINS)

Conversation

At a Level-1.

Help

You can raise your hand to receive help on the...

Activities

Clean-Up Time

ARTISTS DUTIES	
1	ART ADVISOR
2	MATERIALS MANAGER
3	SKETCHBOOK SUPERVISOR
4	WASTE WATCHDOG

Movement

Moving around the tables

Participation

Cleaning

# Class Reflection

Did you follow CHAMP during...

Class Rubric	"-" Needs Improvement	"+" Excellent
1. Entry & BW		
2. Instruction		
3. Activity		
4. Weekly Reflection		
5. Clean-up		

E=All +'s, S=3 or 4 +'s, N=0-2+'s

Does the class deserve an E, S, or N?