

kid club zone @ HOME

THIS Week...

This week we're talking about how God's church is made of people, and Jesus is our cornerstone.

TODAY'S BIBLE VERSES: Colossians 3:23,
1 Thessalonians 5:11, Ephesians 4:11-12,
1 Peter 2:4-5


KEY WORDS: God's church is people

BEFORE today's lesson:

- Make sure you have all the materials you need for the 'Welcome Zone' and 'Fun Zone' activities.
- Gather together all the required ingredients for 'Grub Zone'.
- Have enough *Kidzone* magazines for every child!
- Print off the 'Beyond the Zone' card.

When preparing your program, consider each of the 'zones' and how they will best work in your context.

You may like to mix up the order in which you do the 'zones'. You will, however, need to remember the 'Welcome Zone' (obviously) needs to start the session, the 'Zone In' section needs to follow the 'God Zone', and the 'Beyond the Zone' happens at home. Have fun!



Bring some plastic building blocks, LEGO etc. (if possible, have some 'people' in your set) and set them out on the floor. Lead into GOD ZONE by asking the children to construct buildings etc. to make a town.

GRUBZONE^{kz}

Use time to get to know your group.

CREATE house sandwiches for a quick and healthy mid-session snack. Provide slices of bread with the crusts cut off (these will be used as house decorations), slices of cheese and optional extras such as slices of cherry tomatoes or cucumber and a plate for each child.

BUILD a house by placing a slice of bread on the plate and use crusts to make a roof, a rectangular piece of cheese for a door, two squares of cheese with a slice of tomato for windows and cucumber slices for a path.

(Our suggestion is to do this activity as part of your Zone In time.)

MAKE Oliver's shoebox creations on page 11. If possible, you also need to have some LEGO, DUPLO or other plastic figurines to use in the shoebox rooms. If you don't have enough shoeboxes for each child, they could share by making the accessories for their 'scene' ... e.g. one could make the schoolroom pieces, another could make the hospital pieces etc. and take it in turns to set up their scene with the LEGO pieces.

DO the Spottalottastuff on page 3.


READ the message at the bottom of page 11.


CHAT to the children about LEGO or other types of blocks — e.g. what they like about building with them, what's the best thing they've made, have they ever made a tower taller than themselves etc.


FUNZONE^{kz}

Choose an activity, based on the theme, to do in smaller groups.

GODZONE^{kz}

 **READ** to pages 8 and 9, the LEGO City Adventures Season 2 feature. Ask if anyone has watched the series 1 cartoon. Talk about how it's a fun animation of LEGO City pieces and the characters who live there.

 **READ** through the feature ... and have a chat about it ... who's their favourite character? Do they build skyscrapers or houses like the ones in this show?


 **READ** the message and have a chat about all the different people who make up a city. Explain how it's the same in a church. We call 'church' the building where we go to worship God and take part in all the activities there, but the church is actually made up of people.

 **CHAT** about all the different people who are part of your church and the different jobs they do at church (this theme is continued in FUN ZONE/ZONE IN activity).

 **ASK** who they think the most important person in the church is.

 **READ** Samuel on page 14.

 **PRAY:** Thank Jesus for being the cornerstone in our lives.

 **DO** the Fun Zone activity (refer to Fun Zone section, page 11 in *Kidzone*) and/or spottalotta stuff (page 3) to springboard your discussion of the message at the bottom of page 11.

 **TALK** about some of the gifts God has given people in your church – the worship leaders, the prayer team, the officer/minister, the children's and youth leaders etc.

 **PRAY:** Thank you God that you have given us all different gifts and talents to use to serve you. Amen.

 **HAVE** a family KZ storytime! Make Cheffy's yummy Mexican corn (page 7) to eat while you read Traveller's story (pages 4 and 5) together.

 **DO** Sam's challenges on page 15.

 **DO** you have some great ideas? Read about the Little Big Idea competition on page 10.

 **IS** there someone you can encourage this week with a friendly note or phone call?



ZONEIN^{kz}



Sign up to KZ Club online and the leaders' guide will be delivered to your inbox every week—amazing!

Visit our website for more info (and heaps of fun), www.kidzonemag.com.au/kz-club

 We'd love to see some photos of your *Kidzone* Club members enjoying the activities to include in the *Kidzone* magazine!

Email a picture of your group to cheryl.tinker@salvationarmy.org.au

*Please get permission from parents before sending photos and include a copy of signed parental consent for *Kidzone* to print image.



next week...

THE One and Only
SAVIOUR
of the **WORLD**

WWW.KIDZONEMAG.COM.AU 