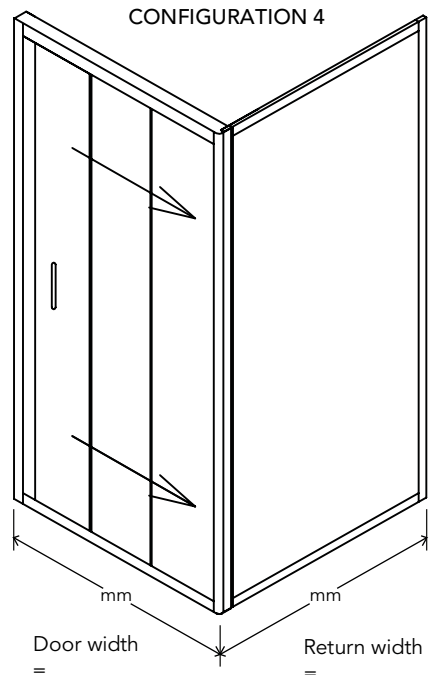

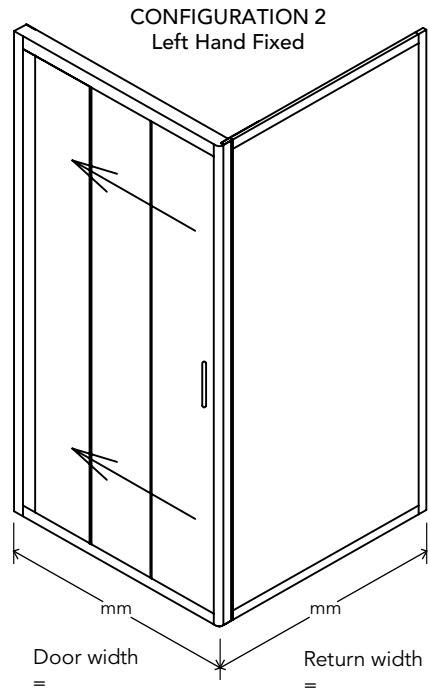
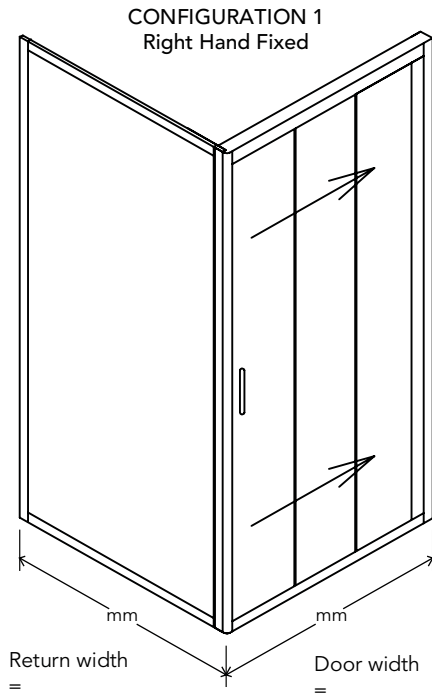


Name		Address			
Phone	Email			Ordering Branch	
Sales Contact		Branch Order #	Date / /		ETA / /
Colour (Available only in White)	Opening Configurations Option (please tick) <input type="radio"/> Left Hand <input type="radio"/> Right Hand			Return Width if Required	

WE RECOMMEND A MINIMUM DOOR WIDTH OF 800mm (will provide opening of 420mm)



NOTE: STANDARD HEIGHTS 1830 or 1950 / Custom heights available

TERMS & CONDITIONS:

We recommend you use a professional tradesman to install your product such as a Trained Shower Installer. This ensures our 5 Year Warranty requirements are met during installation.

I agree information provided are correct specifications (measurements and Opening Door Fixed) for this custom order. I have read and understood the conditions are met to comply for the 5 Year Warranty.

Customer Signature _____