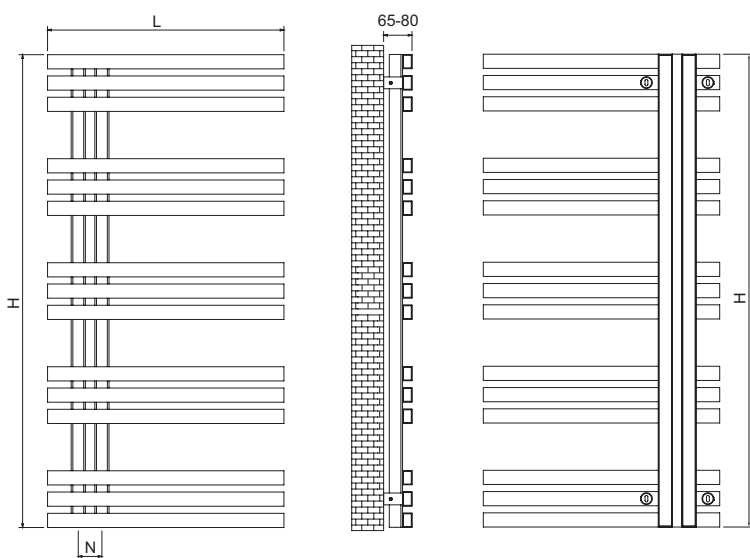


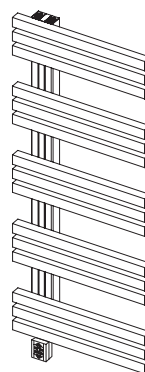
Alias



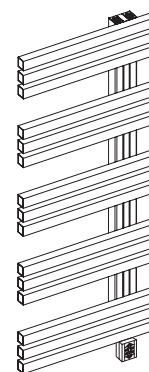
Altezza Height H (mm)	Largh. Width L (mm)	Codice articolo Code	Interas. Con.cent N (mm)	Peso Weight P (Kg)	Conten. d'acqua Capacity (l)	Resa Term. Power En442 $\Delta t=50K$ 75/65/20°C (W)	Resistenza Potenza Electric Power (W)
780	500	82000070050 W0	50	9,20	3,90	422	400
1000	500	82000100050 W0	50	11,50	4,90	530	400



12/15 Tubi/Tubes



Collettore a sinistra
Collector on the left



Collettore a destra
Collector on the right

Nella versione elettrica indicare la posizione del collettore (destra o sinistra)

Esempio di ordinazione: 82000100050 W0 = mod. Alias, altezza 1000 mm x larghezza 500 mm, Inox satinato.

In the electric version indicate the position of the manifold (right or left)

Ordering example: 82000100050 W0 = mod. Alias, height 1000 mm x width 500 mm, Satin stainless steel.



Modello Elettrico
Electric Model