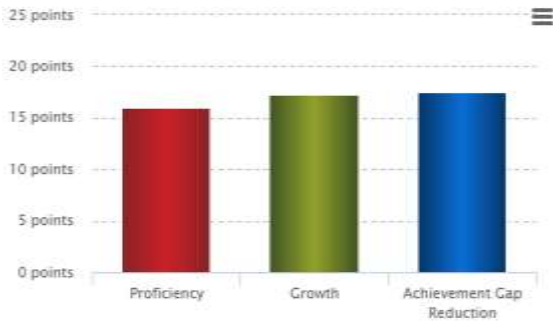
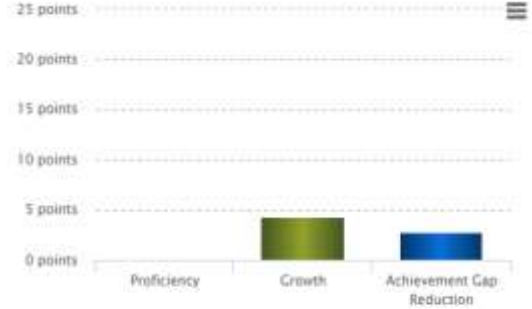


## Bertha-Hewitt Elementary



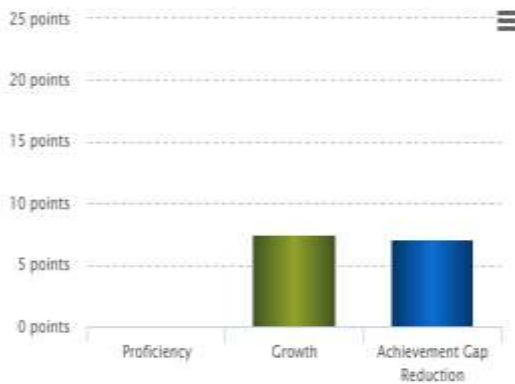
Multiple Measurements Rating (MMR) is 67.54%.

## Eagle Valley Elementary



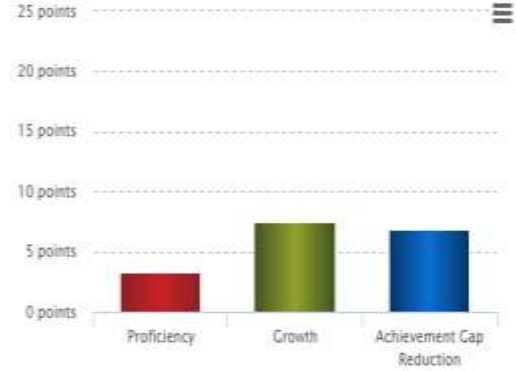
Multiple Measurements Rating (MMR) is 9.41%.

## Verndale Elementary



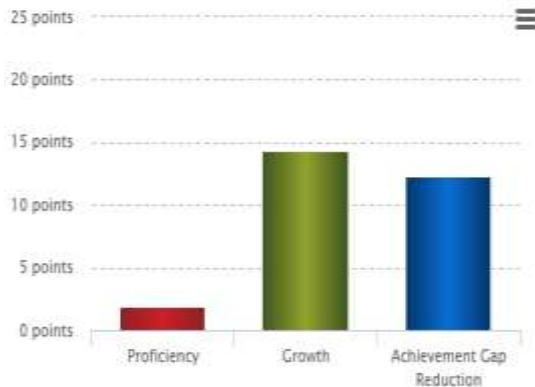
Multiple Measurements Rating (MMR) is 19.44%.

## Henning Elementary



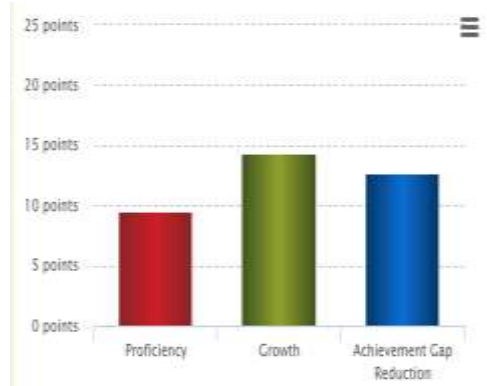
Multiple Measurements Rating (MMR) is 23.59%.

## Browerville Elementary



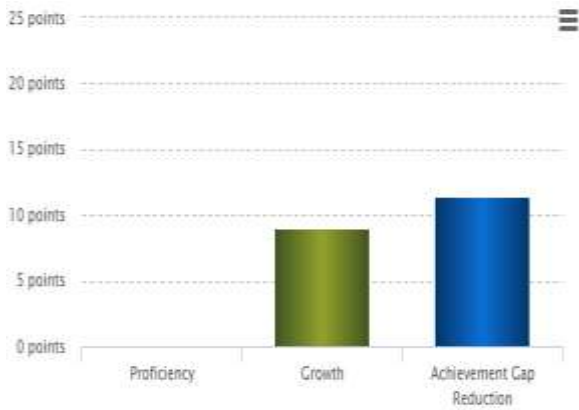
Multiple Measurements Rating (MMR) is 37.99%.

## Wadena Deer Creek Elementary



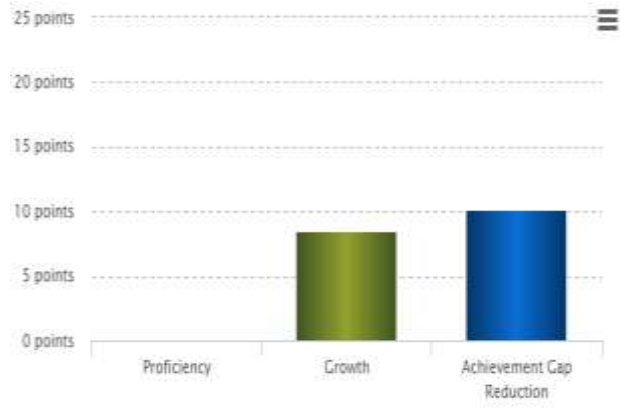
Multiple Measurements Rating (MMR) is 48.69%.

### Long Prairie-Grey Eagle Elementary



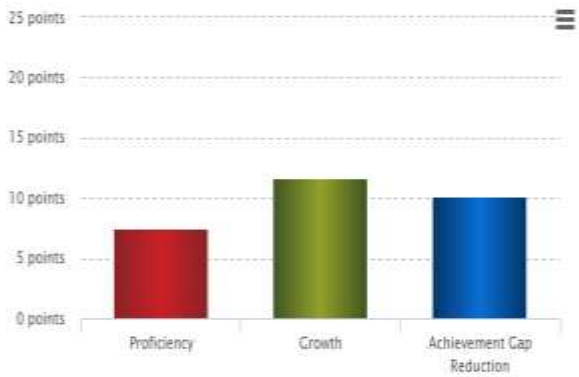
Multiple Measurements Rating (MMR) is 27.27%.

### Staples-Motley Elementary



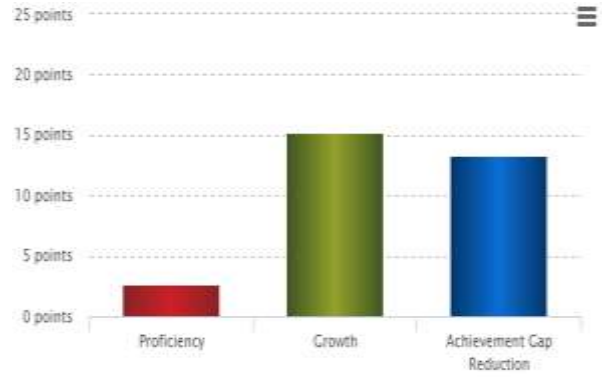
Multiple Measurements Rating (MMR) is 24.98%.

### Sebeka Elementary



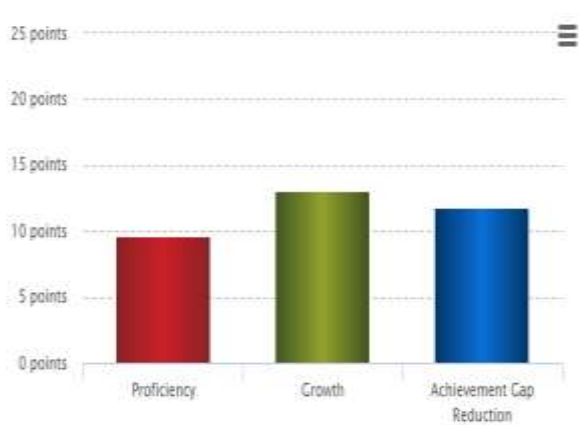
Multiple Measurements Rating (MMR) is 39.13%.

### New York Mills Elementary



Multiple Measurements Rating (MMR) is 41.53%.

### Menagha Elementary



Multiple Measurements Rating (MMR) is 45.91%.

**Proficiency** - score is based on whether proficiency targets are meeting established targets.

**Growth** - score is based whether students are progressing faster than expected according the Department of Education

**Achievement Gap Reduction** - score considers the growth score of student sub-groups within the school and compares that to the same sub-groups statewide