



SuperYak's Adventures at Home

ORIGAMI!

Materials Needed:

- Multiple pieces of square paper (origami paper / paper cut into squares)
- *Optional: pencil / marker to draw eyes or additional details*

SuperYak's Reminders!

- Be kind, be safe, and try your best!

Instructions

1. Follow the directions in the images on the next pages to create your very own origami collection!
 - a. Dog (Face) (6 steps)
 - b. Frog (16 steps)
 - c. Snake (9 steps)
 - d. Pidgeon (9 steps)
 - e. Cat (Face) (10 steps)
 - f. Heart (6 steps)

SuperYak's Extra Challenges

- Create additional copies of your origami crafts to give to someone you live with at home!
- Look up the history of paper folding and origami in China and Japan
- Today there are published origami instructions for many many shapes and figures. Search online with an adult to find additional origami instructions to build your origami repertoire!

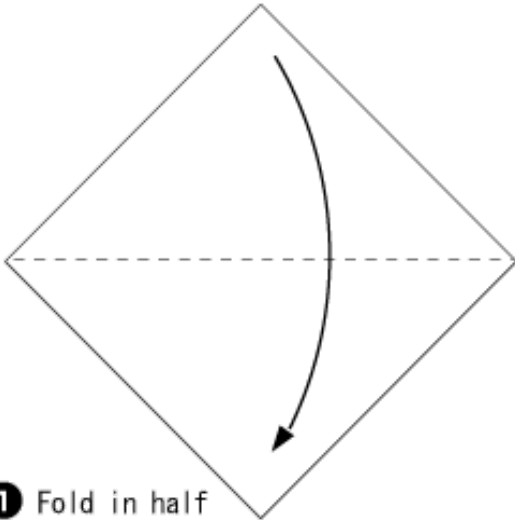
Be sure to record your favorite part(s) of the activity in your SuperYak's Adventures at Home Journal! Parents/Guardians can submit photos to SuperYak's Adventures at Home Blog through CY's website.



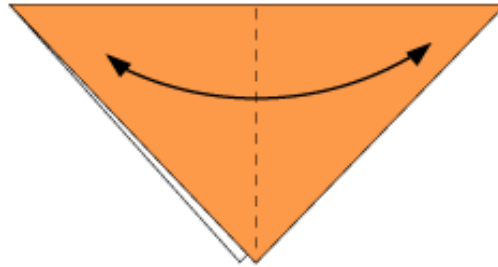
SuperYak's Adventures at Home

ORIGAMI!

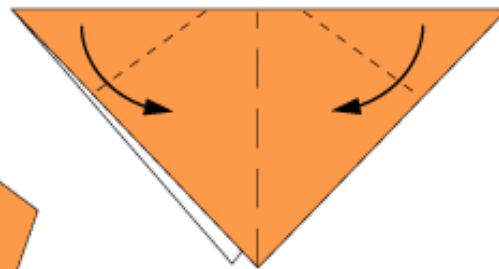
Origami Dog (Face)



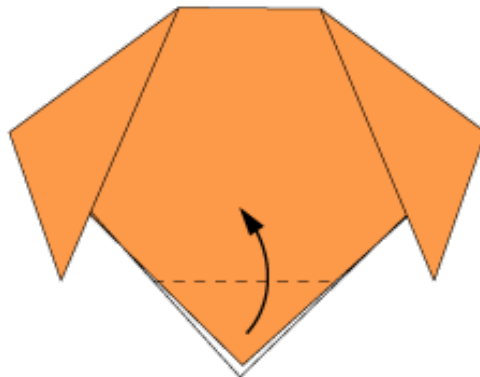
1 Fold in half



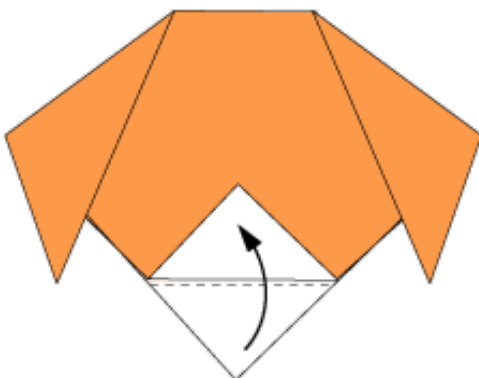
2 Fold in half to make crease



3 Fold in the dotted line

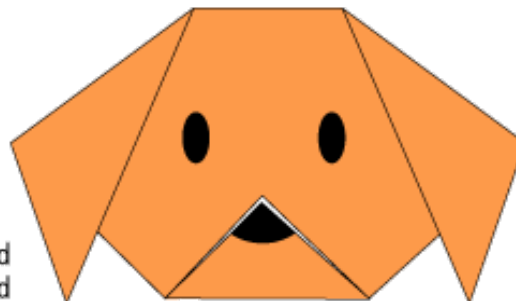


4 Fold in the dotted line



5 Fold in the dotted line

6 Draw a face and finished



<http://origamire.blogspot.com/>


Be sure to record your favorite part(s) of the activity in your SuperYak's Adventures at Home Journal! Parents/Guardians can submit photos to SuperYak's Adventures at Home Blog through CY's website.



SuperYak's Adventures at Home

ORIGAMI!

Origami Frog



www.itsalwaysautumn.com

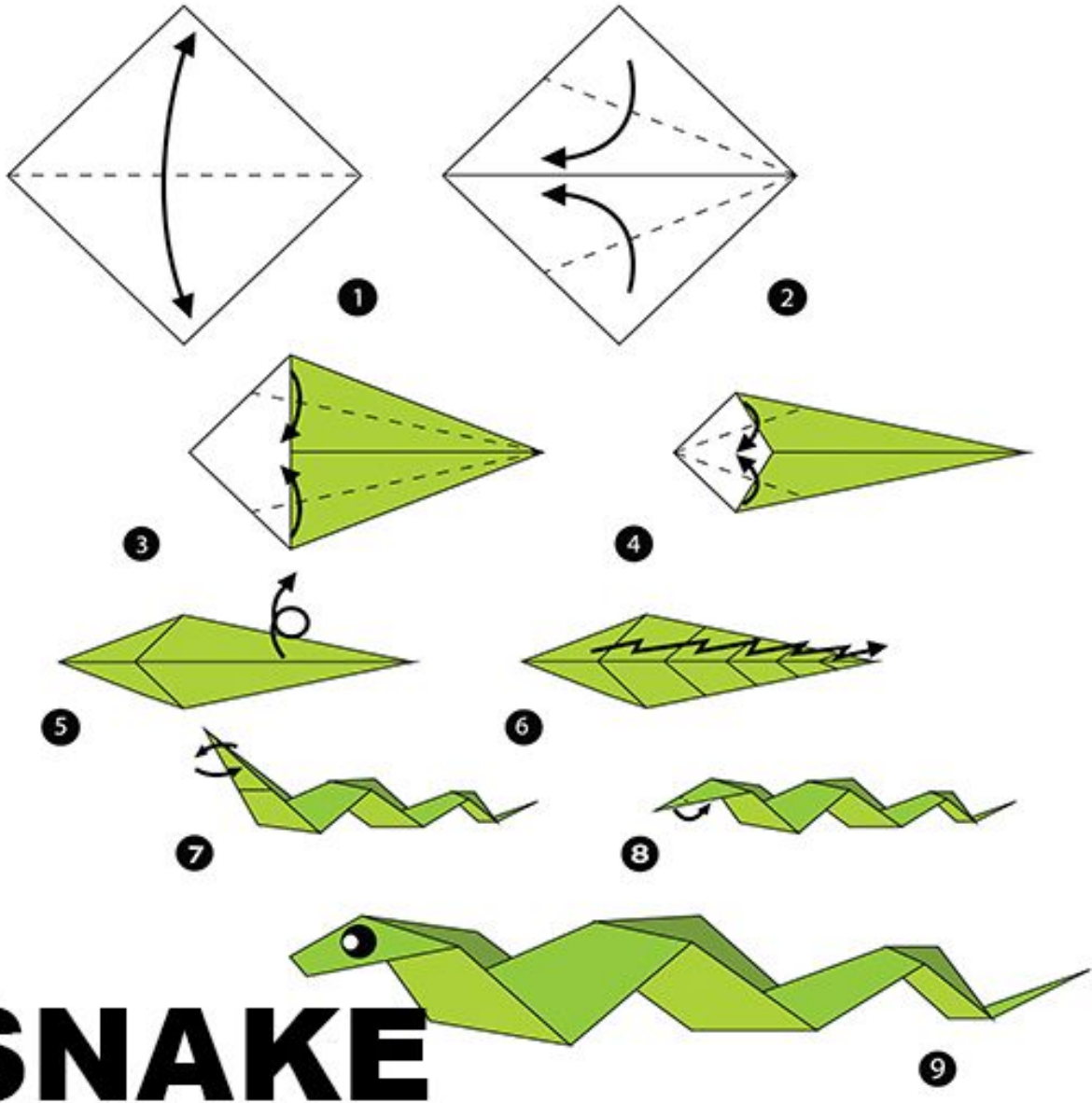
Be sure to record your favorite part(s) of the activity in your SuperYak's Adventures at Home Journal! Parents/Guardians can submit photos to SuperYak's Adventures at Home Blog through CY's website.



SuperYak's Adventures at Home

ORIGAMI!

Origami Snake



SNAKE

<http://www.supercoloring.com/>

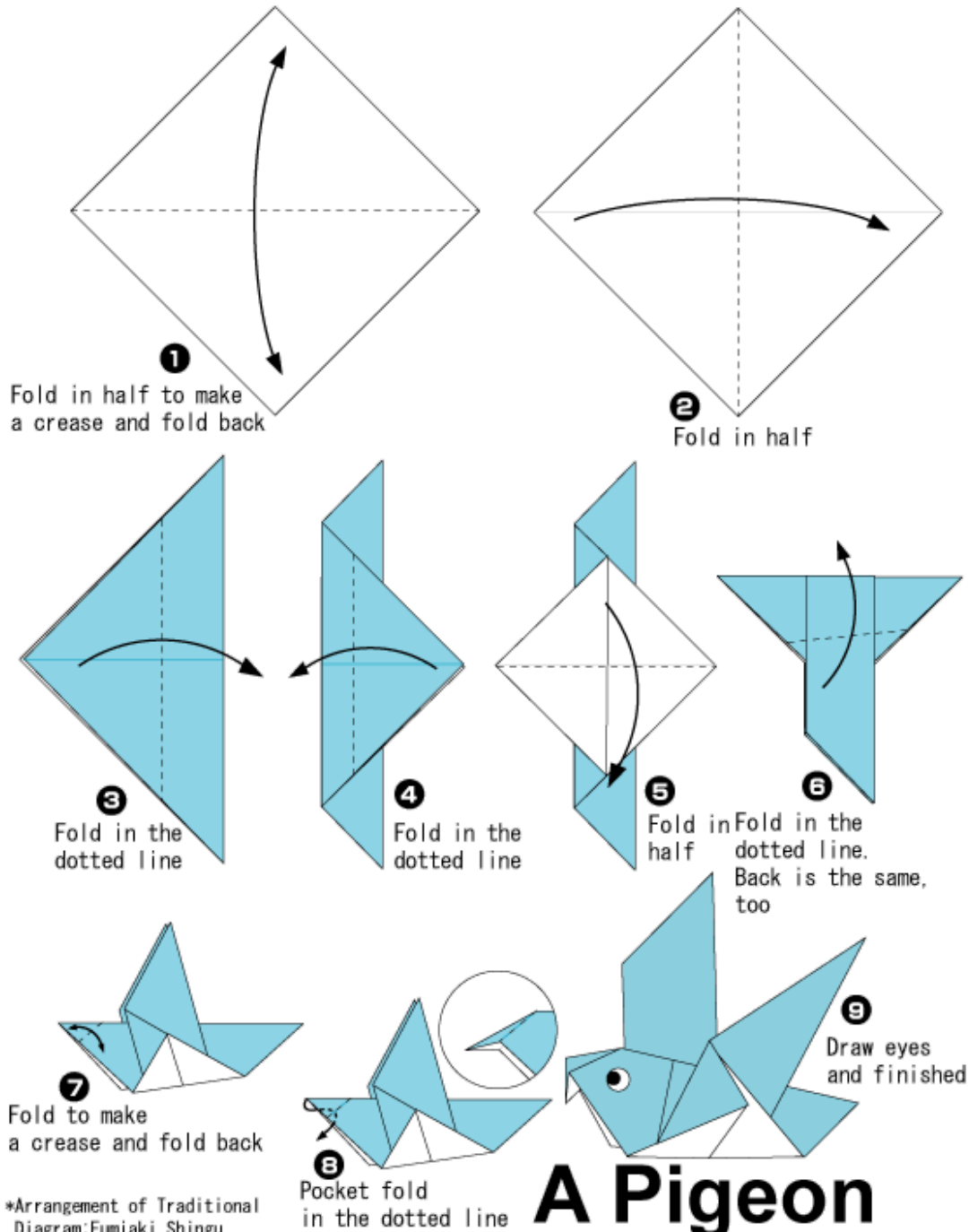
Be sure to record your favorite part(s) of the activity in your SuperYak's Adventures at Home Journal! Parents/Guardians can submit photos to SuperYak's Adventures at Home Blog through CY's website.



SuperYak's Adventures at Home

ORIGAMI!

Origami Pigeon



*Arrangement of Traditional Diagram: Fumiaki Shinzu

en.origami-club.com

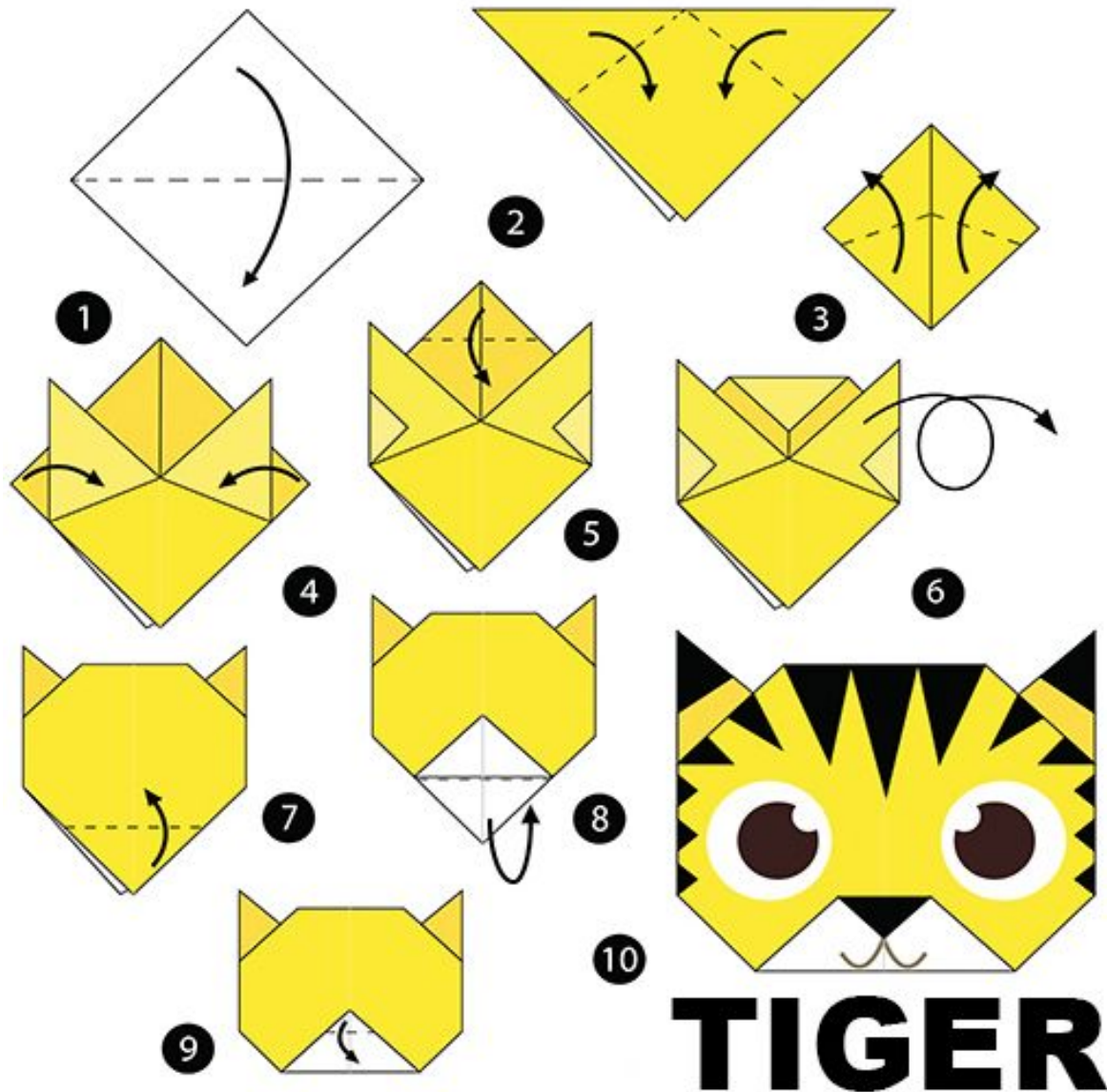
Be sure to record your favorite part(s) of the activity in your SuperYak's Adventures at Home Journal! Parents/Guardians can submit photos to SuperYak's Adventures at Home Blog through CY's website.



SuperYak's Adventures at Home

ORIGAMI!

Origami Cat / Tiger Face



Origami-amazing.blogspot.com

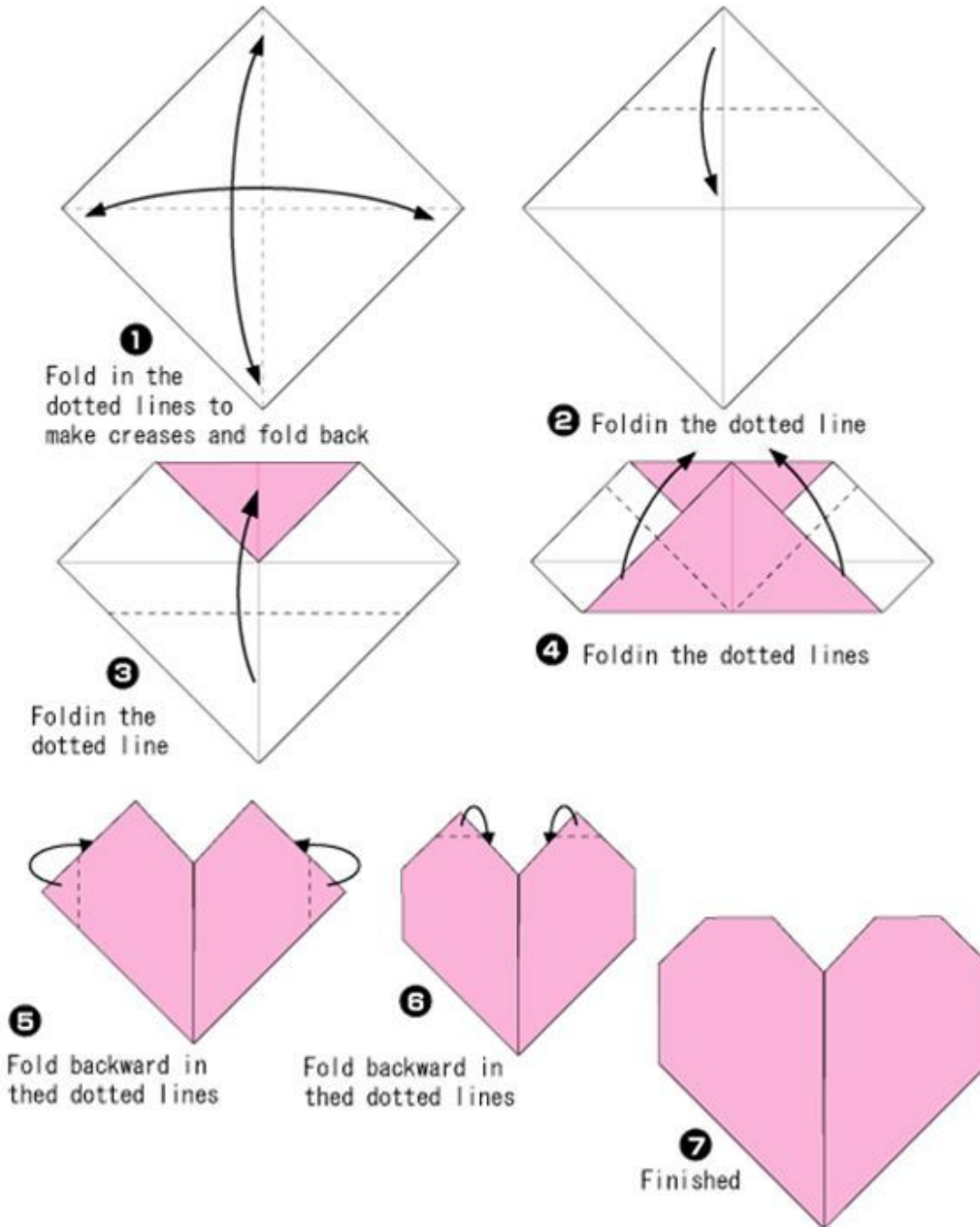
Be sure to record your favorite part(s) of the activity in your SuperYak's Adventures at Home Journal! Parents/Guardians can submit photos to SuperYak's Adventures at Home Blog through CY's website.



SuperYak's Adventures at Home

ORIGAMI!

Origami Heart



<http://easyorigamikids.blogspot.com/>

Be sure to record your favorite part(s) of the activity in your SuperYak's Adventures at Home Journal! Parents/Guardians can submit photos to SuperYak's Adventures at Home Blog through CY's website.