







Math: Number sequence from 1 to 6

Aims: Visual discrimination and pencil control.

Activity: Match each number to its corresponding image.

Instructions: 1st step: Count the dots in each image. 2nd step: Next, connect each image to the corresponding number on the right side of the page, by drawing a line.

Greenwood September 2020



5

4

2

3

6

1