



## Zephyr Wind Piano Playtime Week 9

Thank you for bringing your **Magic Story Box!!!** We had so much fun making up the music stories by picking the objects from the box and playing the piano to hear what the motif of each object sounds like.

This week, we continued to learn the storm position by adding new motif - rain. we also danced and played piano to the 4-bar-phrases....and analyzed the rhythm of "Mary has a little lamb" song.

Remember to bring your story box every week! We will keep adding new music ideas and motifs every lesson.

Here is the **music promise** we made in the class.

You promise to

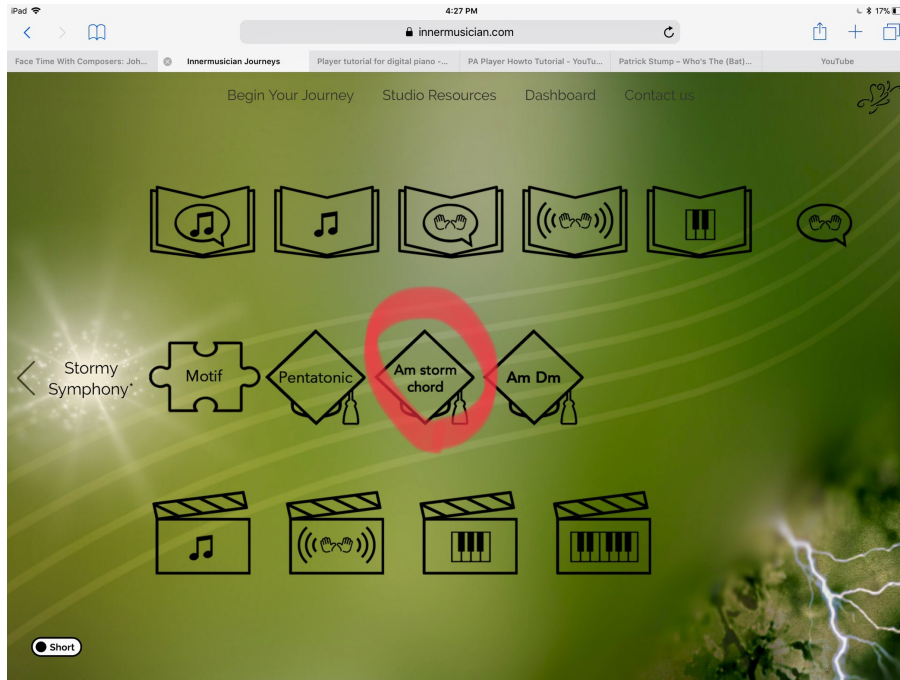
- (New) Play "Stormy Symphony" with **Rain, Ta-da** and **Thunder (Choose Am Chord ONLY)** and watch ALL videos. Learn to make Thunder, Lightning and Rain sound in the new Am storm position. (Log in to Inner Musician website and watch the online videos <https://www.innermusician.com/>)
- Capture **Thunder, Lightning and Rain** to your **Magic Story Box**.
- (New) Review 4-bar-phrases. ( SSL SSL SSSS SSL ) and create your own 4-bar-phrases.
- (New) Sing "Mary has a little Lamb." Can you sing the song and tap the short, long, super long sound on your arm? **(See the last page for Visual Music Score)**
- Technique Drill on "piano arm"
  - **Arpeggio (BMT)**
  - Butterfly drinking chord (**land then drink, drink then land, drink and land at the same time**)
  - seesaw
  - Finger exercise on pencil (new)
  - bug crawl
  - butterfly landing on 2 feet

Bonus:

- Play Mary has a little lamb. Can you find the notes by ear? Here are the beginning notes: E-D-C-D-E-E-E. Place your right hand in the Home leaf C position. Your right hand thumb should be on C. Make sure you have 5 fingers on 5 notes. Then you can play E-D-C-D-E-E-E with right hand fingers 3-2-1-2-3-3-3.



- Continue working on Pink Panther, Circus Music



### Listening:

This week's listening focus is **Arpeggio**. Can you hear the Arpeggio in the music?

- Beethoven Piano Sonata in C minor, Op. 10 No. 1 First Movement  
Can you hear the arpeggio opening?  
<https://www.youtube.com/watch?v=19mokju9ivM>
- James Galway-J.S Bach Orchestral Suite no.2-Badinerie  
[https://www.youtube.com/watch?v=p\\_jjuQfUx5A](https://www.youtube.com/watch?v=p_jjuQfUx5A)
- Chopin Etude Op10 No.1 Valentina Lisitsa - The Ultimate Arpeggio Etude  
[https://www.youtube.com/watch?v=ROVy9PC8\\_8A](https://www.youtube.com/watch?v=ROVy9PC8_8A)

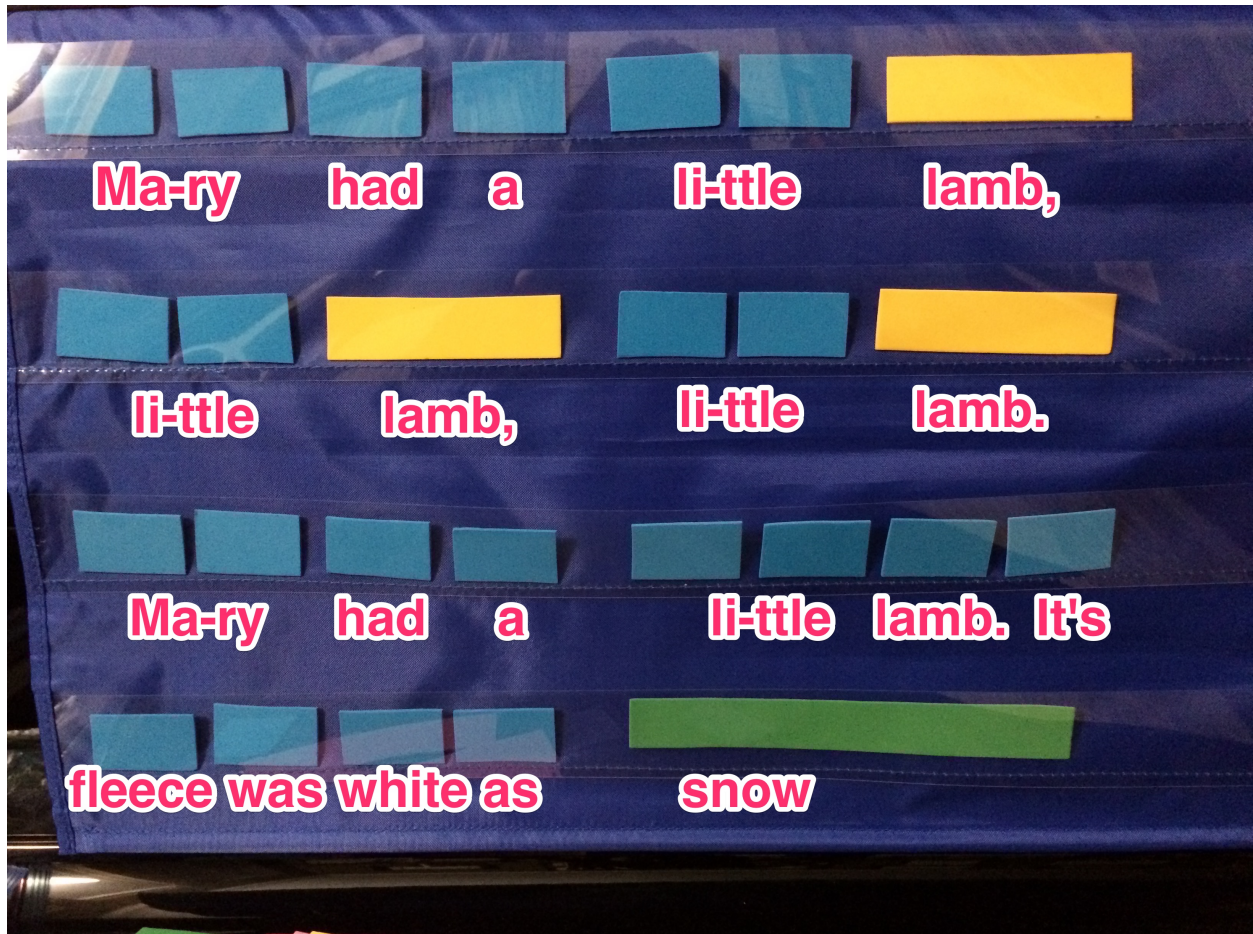
### More Bonus Challenge:

Take the story project as far as you can! Dig deeper!

Bonus Project: Watch the advanced improv and choose 3 elements that you like and incorporate them into your own improv story. Be able to articulate what they are. For parents who also play the piano, see if you can catch on to some of the



advanced improvisations (located on the bottom row of the journey) and teach some more advanced skill to your child. For example, playing the motif hands together same direction, hands together opposite direction or playing at a faster tempo. When you take the motif further, the magic will happen. You will be inspired and everyone else will be inspired, too.




Next page → Short and Long





YOU LOVE PIANO  
at Stone Oak, San Antonio

Karen Lien  
210-508-2839  
[pianistkarenlien@gmail.com](mailto:pianistkarenlien@gmail.com)  
[youlovepiano.com](http://youlovepiano.com)



Tap on the arm and say Short, Long, Super-long

Next page → Note Values





# YOU LOVE PIANO

at Stone Oak, San Antonio

Karen Lien  
210-508-2839  
[pianistkarenlien@gmail.com](mailto:pianistkarenlien@gmail.com)  
[youlovepiano.com](http://youlovepiano.com)



Next Page → Visual Score



# YOU LOVE PIANO

at Stone Oak, San Antonio

Karen Lien  
210-508-2839  
[pianistkarenlien@gmail.com](mailto:pianistkarenlien@gmail.com)  
[youlovepiano.com](http://youlovepiano.com)

