



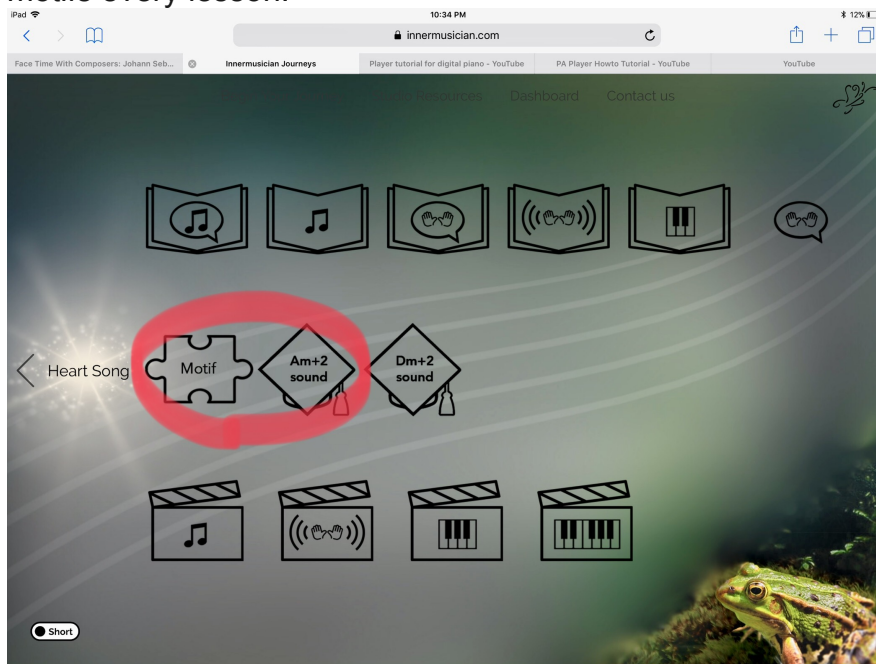
## Zephyr Wind Piano Playtime Week 10

What happened to our butterfly silverwing after the storm?

This week we found Silverwing in the cold and wet swamp and Silverwing met an unexpected friend. We learned how to play the SWAMP motif.

We also composed and played triple meter song on the piano with conductor and analyzed the rhythm of "Row Row Row your Boat" song.

Remember to bring story box every week! We will keep adding new music ideas and motifs every lesson.



Here is the **music promise** we made in the class.

You promise to

- (New) Play "Heart Song" with **3 sequences on A-minor Chord**. (Log in to Inner Musician website and watch the online videos <https://www.innermusician.com/>)

The Swamp Motif: +2 sad sound played by LH Bottom and Top RH fingers 123

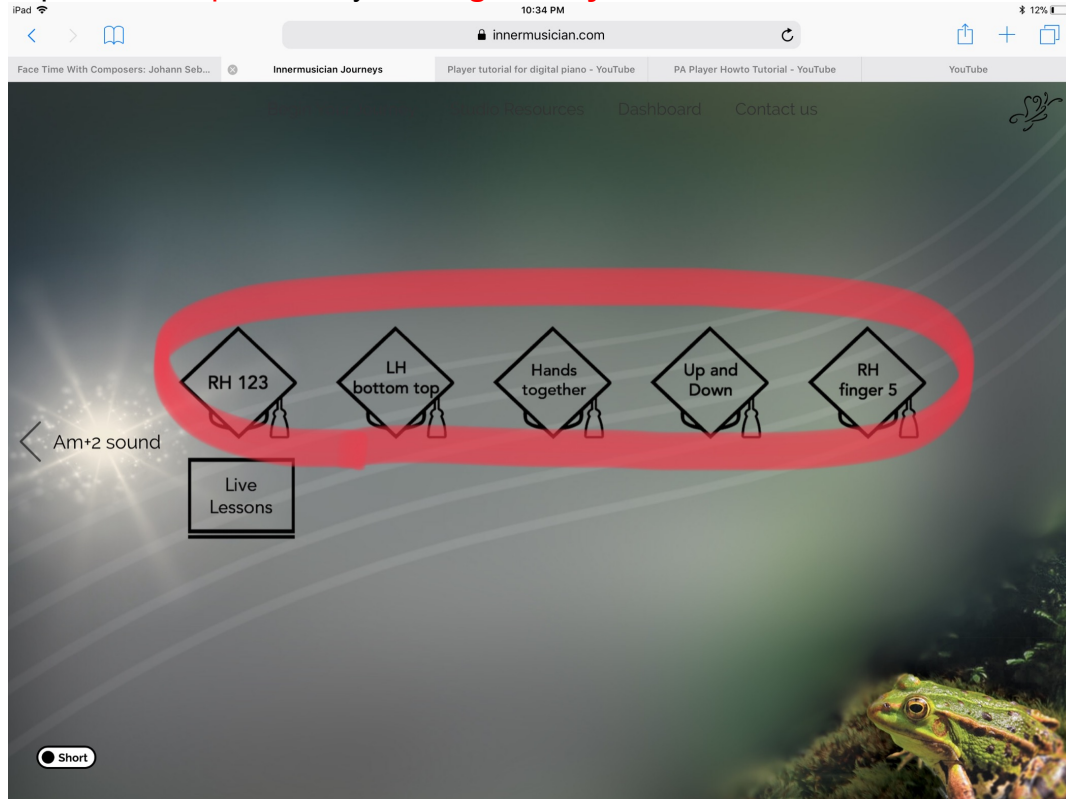
3 Sequences:

- BT 123 (Up only)
- BT 12321 TB (Up and Down)
- BT [1235321](#) TB (Up and Down)

Add a frog: 'ribbit' frog from 'Forest' on black or white



- Capture **Swamp Motif** to your **Magic Story Box**.



- Create your own 4-bar-phrases in **Triple Meter**.
- Technique Drill on “piano arm”
  - **Alberti bass (BTMT)**
  - **Arpeggio (BMT)**
  - Butterfly drinking chord (**land then drink, drink then land, drink and land at the same time**)
  - seesaw
  - Finger exercise on pencil (new)
  - bug crawl
  - butterfly landing on 2 feet
- Sing “Mary has a little Lamb.” Can you sing the song and tap the short, long, super long sound on your arm?

**Bonus: (See page 4)**

- Play **Row Row Row your Boat**. Start your first note on Middle C.
- Tap **Row Row Row your Boat** by saying short, long, super long
- Play Mary has a little lamb. Can you find the notes by ear? Here are the beginning notes: E-D-C-D-E-E-E. Place your right hand in the Home leaf C



position. Your right hand thumb should be on C. Make sure you have 5 fingers on 5 notes. Then you can play E-D-C-D-E-E-E with right hand fingers 3-2-1-2-3-3-3.

### **Listening:**

This week's listening focus is **Songs in Triple Meter**.

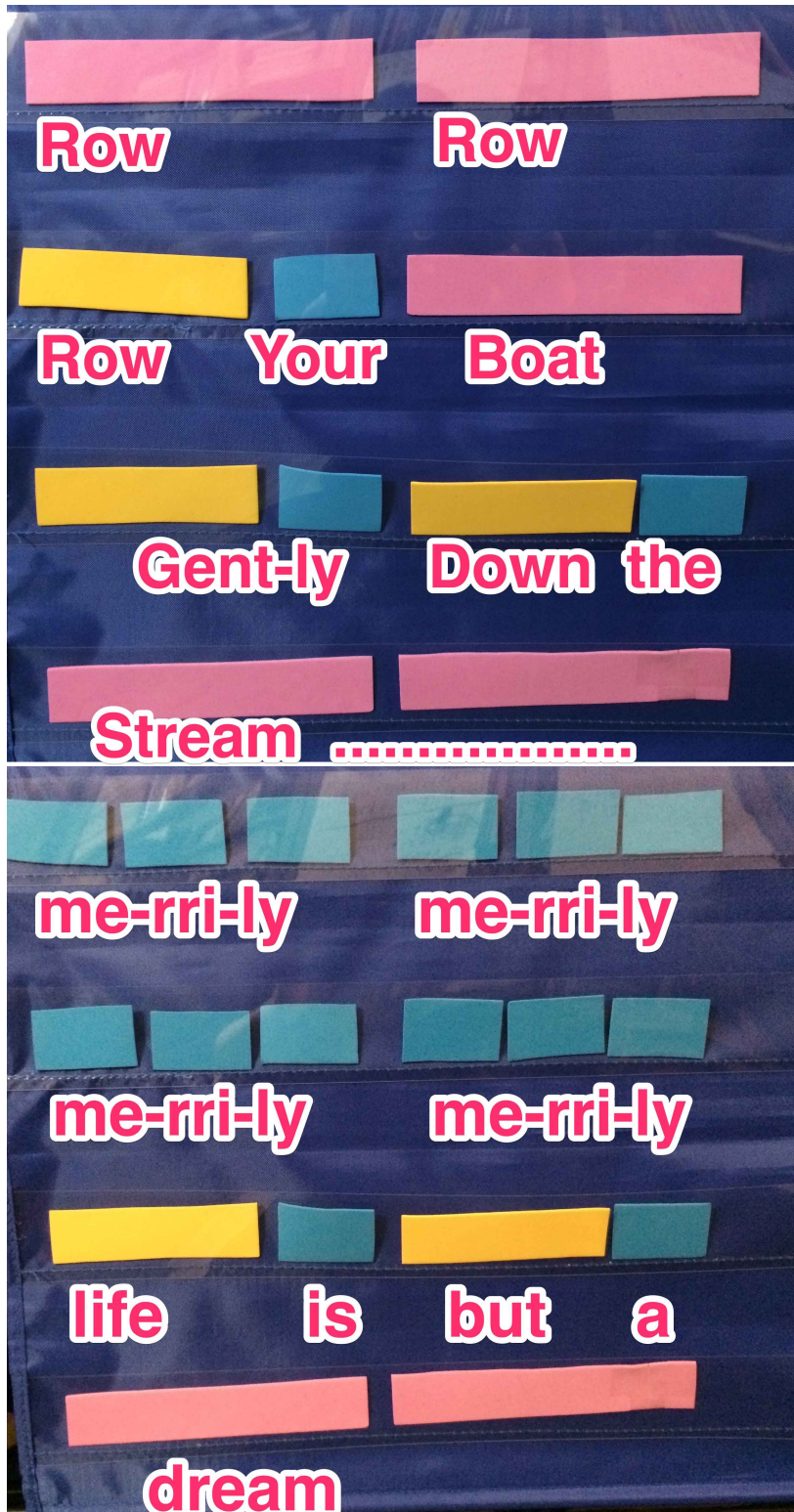

- Row Row Row your Boat  
<https://www.youtube.com/watch?v=aruzEMKRFvs>
- Once Upon a Dream  
<https://www.youtube.com/watch?v=TXbHShUnwxY>
- Composer Highlight - J.S. Bach  
<https://www.classicsforkids.com/shows/shows.php?id=31>

### **More Bonus Challenge:**

Take the story project as far as you can! Dig deeper!

Bonus Project: Watch the advanced improv and choose 3 elements that you like and incorporate them into your own improv story. Be able to articulate what they are. For parents who also play the piano, see if you can catch on to some of the advanced improvisations (located on the bottom row of the journey) and teach some more advanced skill to your child. For example, playing the motif hands together same direction, hands together opposite direction or playing at a faster tempo.

When you take the motif further, the magic will happen. You will be inspired and everyone else will be inspired, too.




Next page → Counting





Tap on the arm and say 1-2-3 or 1-2 or 1



Next page → Note Values



# YOU LOVE PIANO

at Stone Oak, San Antonio

Karen Lien  
210-508-2839  
[pianistkarenlien@gmail.com](mailto:pianistkarenlien@gmail.com)  
[youlovepiano.com](http://youlovepiano.com)

