



W-Test Cable Assemblies are complete line of high precision flexible microwave cable assemblies, specially for stable phase testing. These **WT110 Cable Assemblies** are designed by excellent microwave interconnection technologies and have **good phase and amplitude stability up to 110GHz**. It is claimed to have excellent insertion loss, high phase/amplitude stability in relation to temperature.



Features



- 1. Center Conductor : Silver Plated Copper
- 2. Dielectric core : LD PTFE
- 3. Outer Conductor : Silver Plated Copper Ribbon
- 4. Inner Braiding : SPC
- 5. Jacket : FEP
- 6. Crush Protection Layer
- 7. Braiding
- 8. PTFE Stable Gum.
- 9. Braided Outer Jacket

Specification

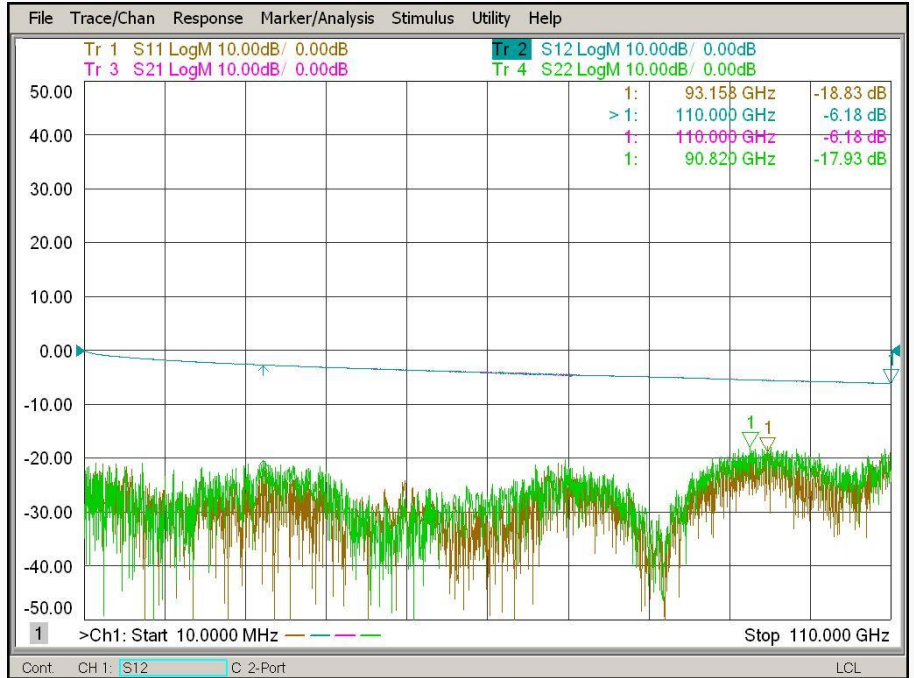
Scope	Specification	WT110 (110 GHz)
Electrical	Impedance(Ohm)	50
	Operation Freq.(GHz)	110
	VSWR(Max)	1.4
	Amplitude stability (dB) *	<+/- 0.2
	Phase stability (degree) *	<+/- 9.5
	Attenuation (dB/M)	10.0 @ 110 GHz
Physical	Velocity of propagation(%)	
	Bending radius(Min)	20 mm
	Connector	1.0 mm
	Cable Diameter(mm)	6.4
Environmental	Operating Temperature (degree)	- 55 to +125

* cable was wrapped 360 degree around Φ 40 mm mandrel

Test Result

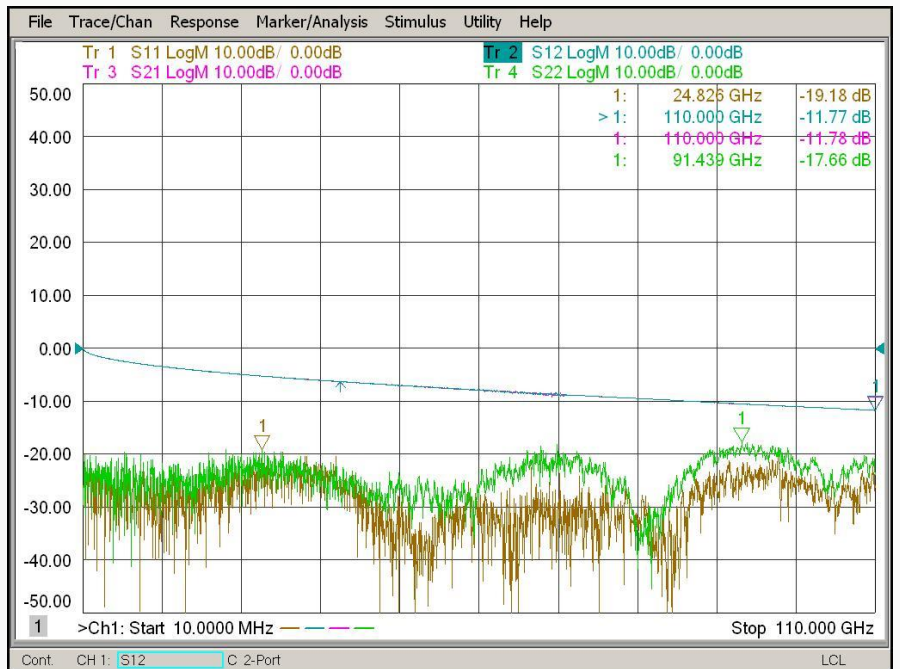
Part No. : WT110-WM1WM1-0.5M

- Frequency : DC to 110 GHz
- Connector : 1.0 mm (Male)
- Cable Length : 0.5 meter



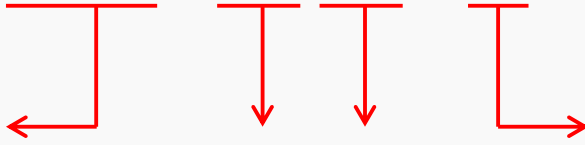
Part No. : WT110-WM1WM1-1M

- Frequency : DC to 110 GHz
- Connector : 1.0 mm (Male)
- Cable Length : 1 meter



■ **Selection Guide**

WT110 – WM1WM1 – 1M



Cable Type


WT110 (110 GHz)

Connector Type

WM1: 1.0 mm Male
WF1 : 1.0 mm Female

Cable Length

Unit : Meter



■ **Revision History**

Revision	Date	Changes
Ver 1.0	2019-10-21	Release New WT110 Cable Assembly (110 GHz)