



Ale's Love
FOR TEACHING

Joc "Flori și insecte"












- ☞ Printați color planșele următoare
- ☞ Plastificați-le, decupați-le și, eventual, lipiți pe spate o bucățică de folie magnetică adezivă
- ☞ Afișați pe tablă florile cu numerele 10-19 sau 20-31 în funcție de segmentul pe care doriți să realizați recapitularea și puneți într-un săculeț/căciulă/bol insectele cu reprezentările numerelor corespunzătoare.
- ☞ Împărțiți elevilor jetoanele cu insecte și cereți-le să ajute albinuța/fluturele să zboare la floarea potrivită.













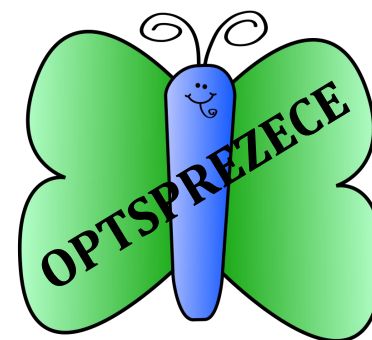







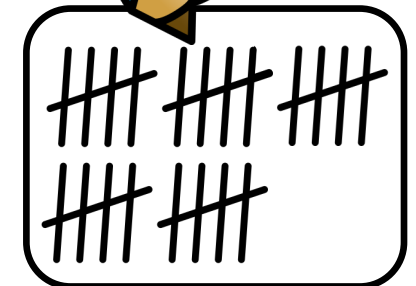













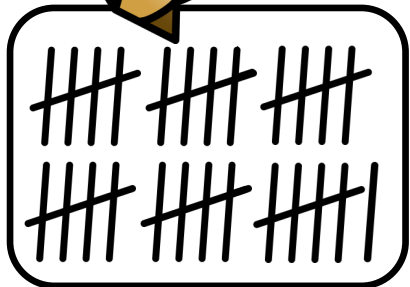




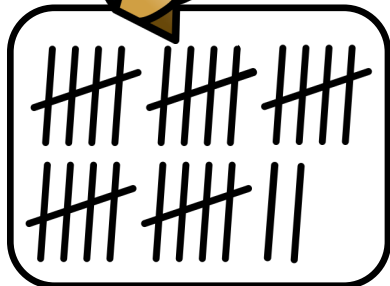
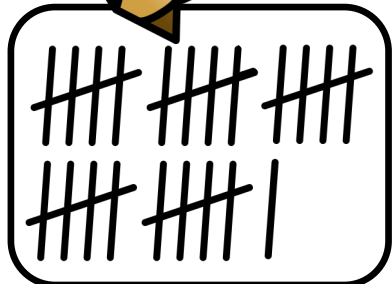






















**DOUAZECI
ȘI TREI**

**DOUAZECI
ȘI PATRU**

**DOUAZECI
ȘI CINCI**

**DOUAZECI
ȘI ȘASE**

**DOUAZECI
ȘI ȘAPTE**

**DOUAZECI
ȘI OPT**

**DOUAZECI
ȘI NOUĂ**

TREIZECI

**TREIZECI
ȘI UNU**