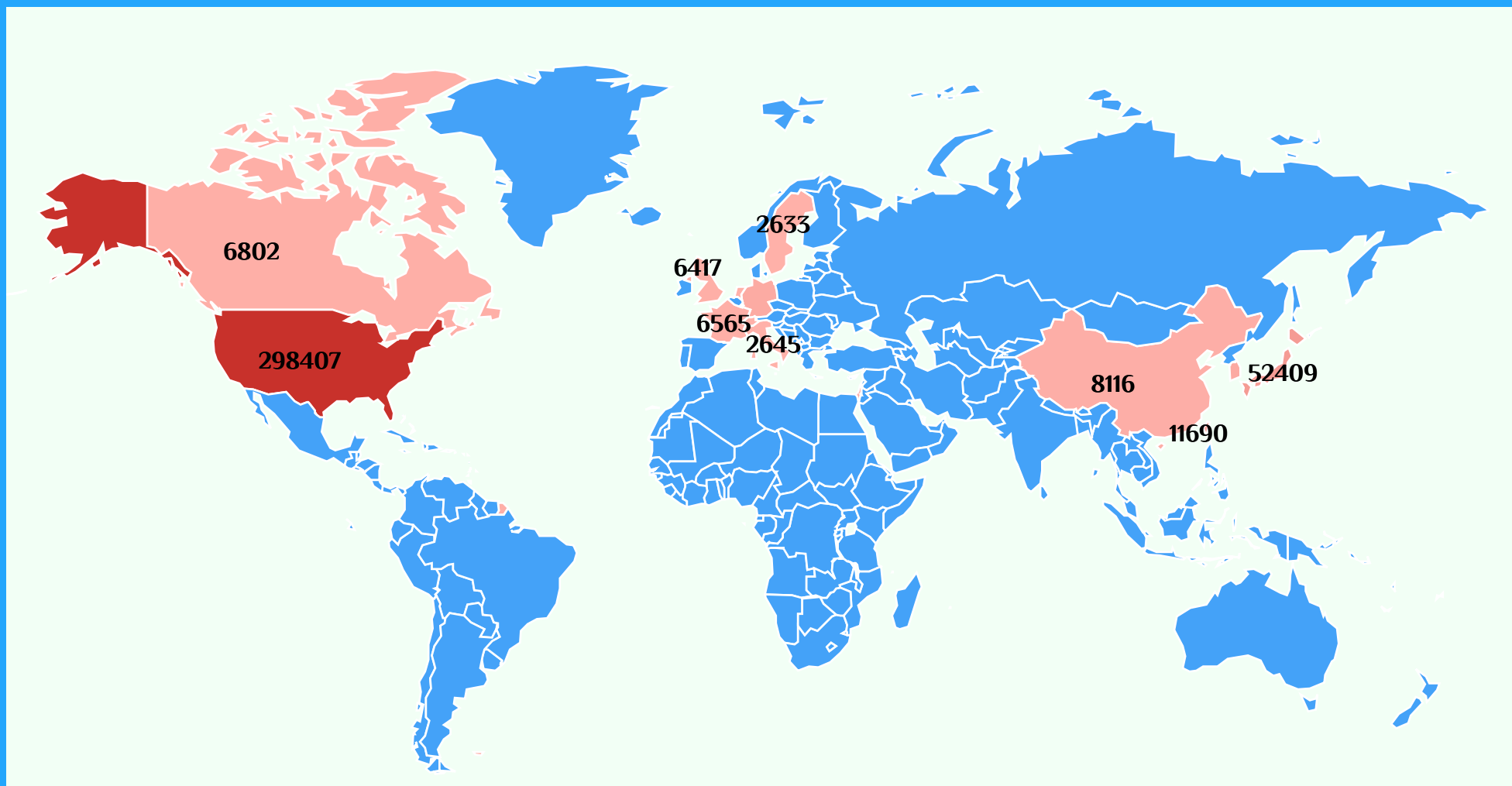



Worldwide Innovation

Granted US Patents 2015




CA TX, PA, NY, IL



The Golden State

In 2016, California had more applicants than the next four states combined.



It's Electric

Since 2000, Electrical Engineering has led in both number of applicants and inventors.




Highly Cited

IBM's US Patent No. 6,226,618 to Electronic Content Delivery System has been referenced by 2,472 patents and applications.



Design Time

Approximately 6% of issued patents were design patents in 2015.



Jersey Strong

7,351 inventors hailed from New Jersey in 2016.



Smarter. Faster.

The waiting period to receive a communication from the USPTO (first action pendency) has steadily decreased from 28 months in 2011 to 16.3 in 2017.

This infographic is merely informational and does not constitute legal advice. Data from www.patentsview.com and <https://www.uspto.gov/sites/default/files/documents/USPTOFY15PAR.pdf#page=187>

Visit www.patentspace.net for more details.



PATENTSPACE

©2017 BY PATENTSPACE. ALL RIGHTS RESERVED.