


ALUMINUM NARROW PROFILE LOUVER

Louver Type	AC155
Material	Aluminum (Alloy 6063-T5)
Stationary Blade	0.056 in. (1.42 mm)
Frame	0.063 in. (1.6 mm)
Louver Depth	1.5 in. (38.1 mm)
Blade Angle	30.5°
Free Area – 4 ft. x 4 ft. Unit	7.35 sq. ft. (0.68 sq m)
Percent Free Area	45.9%
Free Area Velocity at Beginning Point of Water Penetration – 0.01 oz H₂O/sq. ft. Free Area	not rated
Air Volume Flow Rate at Beginning Point of Water Penetration – 4 ft. x 4 ft. Unit	not rated
Pressure Drop at Beginning Point of Water Penetration	not rated



RECOMMENDED SPECIFICATION

GENERAL

Furnish and install where indicated on plans or described in schedules Louver Type AC155 as designed and manufactured by The Aiolite Company LLC, Schofield, Wisconsin. Louvers shall be furnished with bird screen, insect screen, supports, installation hardware and finishes as specified and as required for a complete installation.

PRODUCTS

Louvers shall be architectural blade Louver Type AC155 with visible vertical mullions. Louvers shall be 1-1/2-inches (38.1 mm) deep and assembled entirely from aluminum components. Blades shall be 0.056-inch (1.42 mm) and frames shall be 0.063-inch (1.6 mm) thick aluminum, alloy 6063-T5. Blades shall be stationary, horizontal and spaced 1-7/8-inches (47.6 mm) on center.

STRUCTURAL DESIGN CRITERIA

Maximum single section size for model AC155 is 48 in. W x 60 in. H. Larger openings require field assembly of multiple louver panels to make up the overall opening size. Individual louver panels are designed to withstand a 25 PSF wind-load (please consult Aiolite if the louvers must withstand higher wind-loads). Structural reinforcing members may be required to adequately support and install multiple louver panels within a large opening. Structural reinforcing members along with any associated installation hardware is not provided by Aiolite unless indicated otherwise by Aiolite. Additional information on louver installation may be found in AMCA Publication #501, Louver Application Manual.

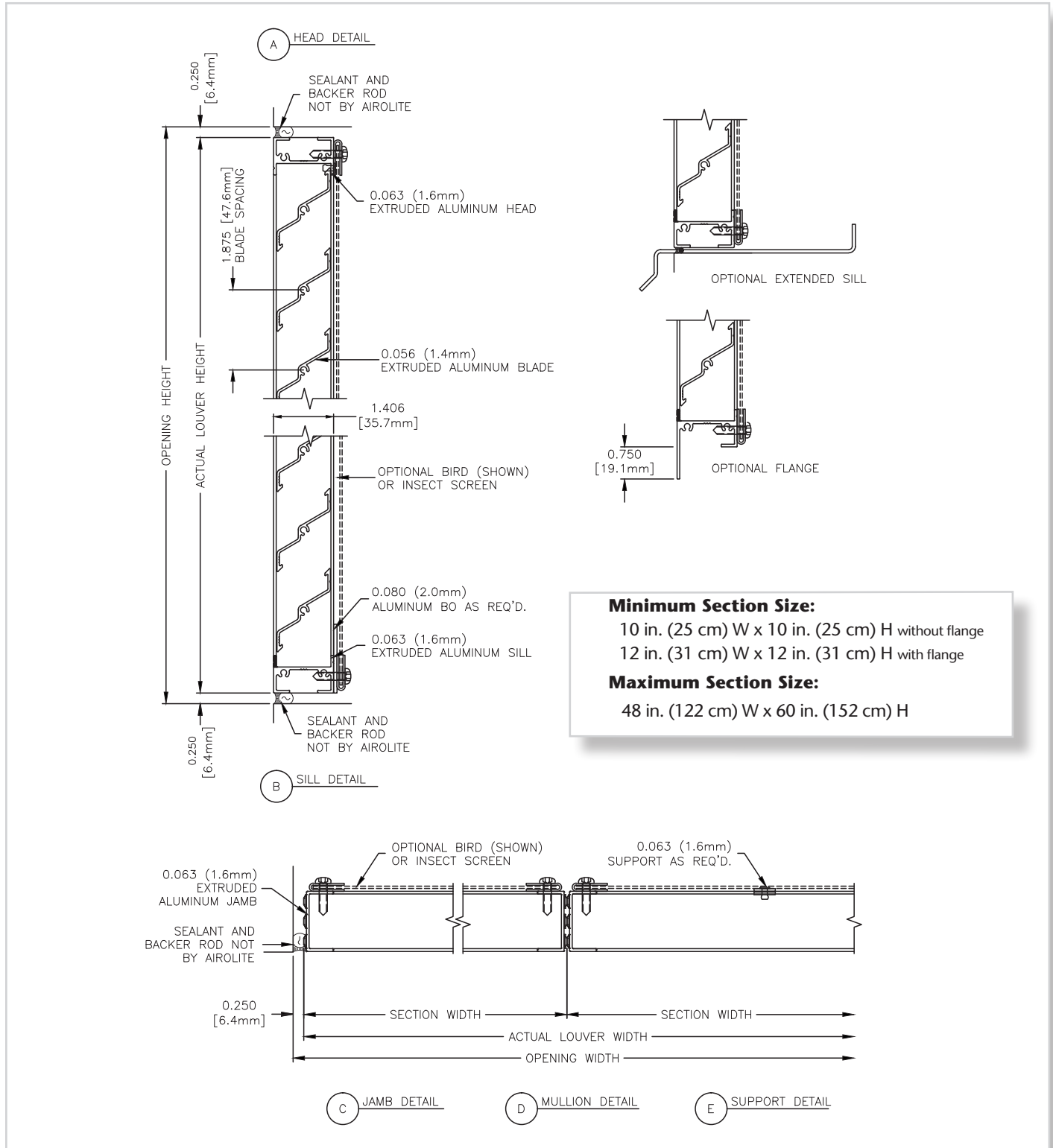
PERFORMANCE RATINGS

FREE AREA:	7.35 Square Feet (0.68 m ²)
MINIMUM FREE AREA VELOCITY at Beginning Point of Water Penetration:	not rated
MINIMUM AIR VOLUME FLOW RATE at Beginning Point of Water Penetration:	not rated
PRESSURE DROP at Beginning Point of Water Penetration:	not rated

See page 4 for complete finish options

LOUVER TYPE AC155 PRODUCT DESCRIPTION & DETAILS

AIROLITE LOUVER TYPE AC155 is a versatile, horizontal blade, 1-1/2-inch (38.1 mm) deep architectural louver suitable for applications with narrow or short openings that require greater free area than a four or six-inch deep louver can provide and weather protection is not a concern. Please contact your local Airlite representative or the factory for assistance with the layout and design of support systems when required.



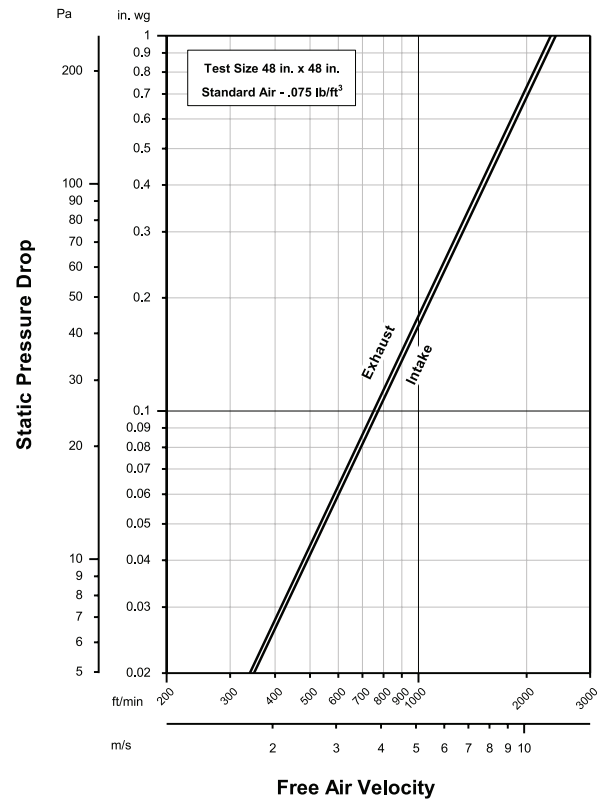
LOUVER TYPE AC155 PERFORMANCE RATINGS

FREE AREA CHART - in square feet

Louver Height Inches	Louver Width in Inches							
	10	12	18	24	30	36	42	48
8	0.16	0.20	0.31	0.42	0.52	0.63	0.74	0.85
10	0.22	0.28	0.43	0.59	0.73	0.88	1.04	1.19
12	0.28	0.35	0.55	0.74	0.93	1.12	1.32	1.52
15	0.36	0.44	0.69	0.94	1.17	1.42	1.67	1.92
18	0.46	0.56	0.88	1.20	1.49	1.80	2.12	2.44
21	0.55	0.68	1.07	1.45	1.80	2.19	2.57	2.96
24	0.63	0.78	1.22	1.66	2.06	2.50	2.94	3.38
27	0.74	0.91	1.43	1.95	2.42	2.94	3.46	3.97
30	0.82	1.01	1.57	2.14	2.66	3.23	3.80	4.37
33	0.91	1.13	1.76	2.40	2.98	3.62	4.26	4.89
36	1.01	1.25	1.95	2.65	3.30	4.00	4.71	5.41
39	1.09	1.34	2.10	2.86	3.56	4.32	5.08	5.84
42	1.20	1.48	2.32	3.15	3.92	4.76	5.59	6.43
45	1.28	1.57	2.46	3.35	4.16	5.05	5.94	6.82
48	1.37	1.69	2.65	3.60	4.48	5.44	6.39	7.35
51	1.47	1.81	2.83	3.86	4.80	5.82	6.84	7.86
54	1.55	1.91	2.99	4.07	5.06	6.14	7.22	8.29
57	1.66	2.05	3.20	4.36	5.42	6.57	7.73	8.88
60	1.73	2.14	3.34	4.55	5.66	6.86	8.07	9.28

AIRFLOW RESISTANCE

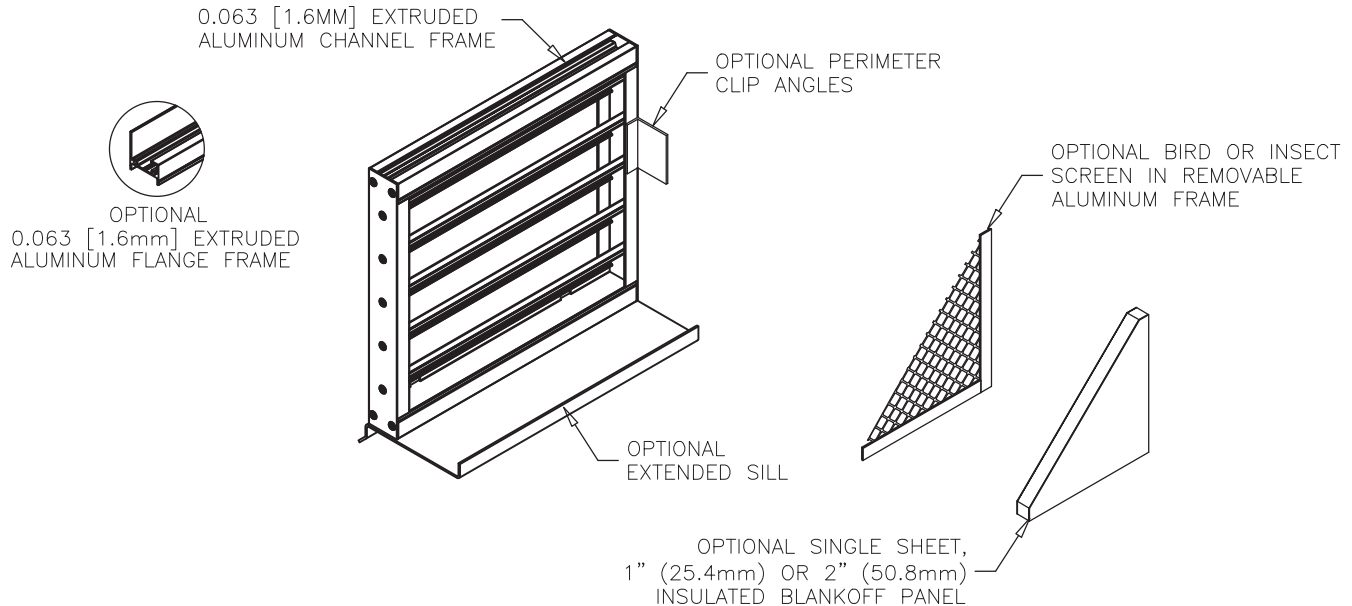
(Standard Air - .075 lb./ft.³)



Louver Type AC155 resistance to airflow (pressure drop) varies depending on louver application (air intake or air exhaust). Free area velocities (shown) are higher than average velocity through the overall louver size.

LOUVER TYPE AC155

METHOD OF INSTALLATION & ACCESSORY OPTIONS



FINISHES (Select one of the following)

ACRYLIC ENAMEL: Louvers shall be cleaned, pretreated and FINISHED-AFTER-ASSEMBLY with an oven-cured thermosetting acrylic enamel finish that meets or exceeds the performance requirements of AAMA 2603, "Voluntary Specification Performance Requirements and Test Procedures for Pigmented Organic Coatings."

2-COAT FLUOROPOLYMER: Louvers shall be cleaned, pretreated and FINISHED-AFTER-ASSEMBLY with an inhibitive primer and oven-cured Kynar 500® / Hylar 5000® resin coating with minimum 1.2 mils dry-film coating thickness that meets or exceeds the performance requirements of AAMA 2605, "Voluntary Specification, Performance Requirements and Test Procedures for Superior Performance Organic Coatings on Aluminum Extrusions and Panels."

3-COAT FLUOROPOLYMER: Louvers shall be cleaned, pretreated and FINISHED-AFTER-ASSEMBLY with an inhibitive primer and oven-cured Kynar 500® / Hylar 5000® resin coating with minimum 2.0 mils dry-film coating thickness that meets or exceeds the performance requirements of AAMA 2605, "Voluntary Specification, Performance Requirements and Test Procedures for Superior Performance Organic Coatings on Aluminum Extrusions and Panels."

CLEAR ANODIZE: Louvers shall be FINISHED-AFTER-ASSEMBLY with a Class I clear anodized coating (AA-M10C22A41) that complies with the performance requirements of AAMA Specification 611-98, "Voluntary Specification for Anodized Architectural Aluminum."

COLOR ANODIZE: Louvers shall be FINISHED-AFTER-ASSEMBLY with a Class I electrolytically color anodized coating (AA-M10C22A42/44) that complies with the performance requirements of AAMA Specification 611-98, "Voluntary Specification for Anodized Architectural Aluminum." Color shall be (select one): Champagne, Light Bronze, Medium Bronze, Dark Bronze, Extra Dark Bronze or Black Anodize.



P.O. Box 410, 525 Western Road, Schofield, WI 54476-0410 USA
715.841.8757 • fax 715.841.8773 • www.airolite.com

Submittal AC155 November 2016
Copyright ©2016 The Airolite Company, LLC

The Airolite Company, LLC reserves the right to make product changes.