

Hey
kids!

BYZI KIDS

Having fun the BYZIKIDS way.

HAPPY BIRTHDAY
TO THE CHURCH!!

Did you realize that the feast of Pentecost is the biggest feast day of the Church next to Pascha?

That means it's even bigger than Christmas! It's the Birthday of the Church!

Because this is such a big

day, it calls for a big celebration, don't you think? When someone we love is celebrating a birthday, we have a party!

LET'S PLAN A BIRTHDAY PARTY FOR THE CHURCH!!

1. Decorations: Green Branches!

When you have a birthday party, decorations make the atmosphere a special one in which to celebrate! We usually decorate according to a theme or in the favorite color of the one we are honoring, and today the guest of honor is the Church! The Church is brand new today, filled with new life, and we show that by surrounding ourselves with the color green! We will see green flowers and branches decorating the Church, and we can decorate our home icon corners with fresh greenery too! Use vases of fresh green branches from outside; make a wreath for your crucifix; make garlands to adorn your icons, use green candles or holders, make everything look fresh and new!



2. Dress Your Best!

On Pentecost you will notice that many people will choose to wear green too! Choose something green to wear today in honor of the birthday of the Church!



3. Party Hats!

When the apostles were anointed with the Holy Spirit, tongues of fire came down and rested upon each of their heads. You can have a tongue of fire upon YOUR head too! Make this party hat to wear. Cut two strips of green construction paper, or cardstock, to about 4 inches wide and staple or tape them end to end to make one long strip. Wrap this around your head to make a crown! Staple or tape it at the diameter where the hat will fit properly. Now take some orange paper and draw the shape of a big flame, then cut it out and set it aside. Make a smaller one using yellow paper, then cut it out and paste it inside the orange one. Now draw a third one, even smaller, on white paper, cut it out and paste it inside the yellow one. Now you have made your own tongue of fire to place upon your head! Paste this onto the front of your green Pentecost crown and you'll have a perfect party hat, complete with your very own tongue of fire!

4. Make a birthday cake!

We always had a birthday cake to celebrate the Birthday of the Church at Pentecost at our house. Your family's favorite recipe will be perfect, but be sure to frost it with...you guessed it, GREEN icing, and 12 birthday candles!!

> article continued on next page

WORKSHEETS ALSO AVAILABLE AT BYZIMOM.COM!

MAY BE PRINTED AND SHARED FOR EDUCATIONAL USE. NOT TO BE USED FOR COMMERCIAL PURPOSES. ALL RIGHTS RESERVED BYZIMOM.COM © 2019

ARTWORK BY LILLIAN BARON (C) 2019

HAPPY BIRTHDAY TO THE CHURCH!

CONT.

5. Praise Jesus in many languages,
just like the Apostles!

When the Holy Spirit came down, he allowed the Apostles to speak in different languages. We can remember this event by learning to say, "Glory to Jesus Christ" in a few different languages.

Here are a few to get you started:

Spanish: *Alabado sea a Jesucristo*

Old Slavonic: *Slava Isusu Christu!*

Arabic: *Almjd liasue almasih*

French: *Gloire soit à Jésus Christ*

Latin: *Jesus Christus sit laus*

Greek: *Dóxa ston Christó tou lisou*

German: *Lob sei Jesus Christus*

Italian: *Gloria a Gesù Cristo*

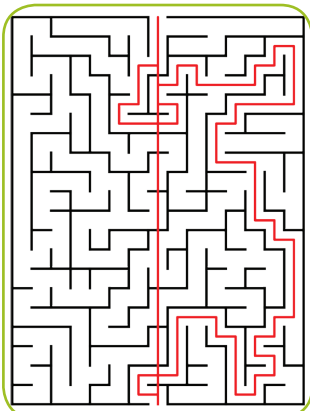
- written By by Lynne Wardach

"O HEAVENLY KING, THE
COMFORTER, THE SPIRIT OF
TRUTH, WHO ART IN ALL PLACES
AND FILLEST ALL THINGS,
TREASURY OF BLESSINGS AND
GIVER OF LIFE:



COME AND DWELL IN US, CLEANSE
US FROM EVERY STAIN, AND SAVE
OUR SOULS, O GRACIOUS LORD."

PRAYER TO THE HOLY SPIRIT



ANSWER KEY
TO PUZZLES

(THESE ARE UPSIDE DOWN)

WORKSHEETS ALSO AVAILABLE AT BYZIMOM.COM!

MAY BE PRINTED AND SHARED FOR EDUCATIONAL USE. NOT TO BE USED FOR COMMERCIAL PURPOSES. ALL RIGHTS RESERVED BYZIMOM.COM © 2019

ARTWORK BY LILLIAN BARON (C) 2019

Heavenly King, Comforter

CARJU NEBESNYJ, UT'ISITEL'U

PENTECOST

Heav - en - ly King, Com - fort - er, Spir - it of Truth, ev - 'ry - where

pres - ent and fill - ing all things, Treas - ur - y of Bles - sings

and Giv - er of Life, come and dwell with - in us, cleanse us

of all stain, and save our souls, O gra - cious One.

*Melody and Slavonic text: liturgical (sticheron of Pentecost, Tone 6 samohlasen)
English translation: from The Divine Liturgies (2006)*

WORKSHEETS ALSO AVAILABLE AT BYZIMOM.COM!

MAY BE PRINTED AND SHARED FOR EDUCATIONAL USE. NOT TO BE USED FOR COMMERCIAL PURPOSES. ALL RIGHTS RESERVED BYZIMOM.COM © 2019

ARTWORK BY LILLIAN BARON (C) 2019

I SPY IN MY LITTLE "I"CON

DESCENT OF THE HOLY SPIRIT: SOME FAQs



This month's coloring page is the icon of [The Descent of the Holy Spirit](#). This is what we celebrate on Pentecost. Our Lord Jesus rose from the dead on Pascha. Forty days later, the apostles saw Him ascend into Heaven. Fifty days after Pascha, the Holy Spirit came down upon the apostles while they were all gathered together with the Theotokos in the upper room. The word "pentecost" comes from the Greek word for 50th. We can read this story in the Bible in the [Acts of the Apostles, Chapter 2](#). Check it out!

WHY IS THERE A SUN AT THE TOP OF THE ICONS? AREN'T THEY ALL INSIDE?

Yes, they are inside, but that is not the sun. It is called a "mandorla," which is a circle of light representing the glory and majesty of God. The Holy Spirit is shown as rays, coming down upon the apostles. We also see the Holy Spirit represented as flames, or tongues of fire, resting on the apostles' heads. In our coloring page, we see a swirl decoration, reminding us of the rushing wind. Once in a while, we may see an icon with the Holy Spirit shown as a dove, but the Holy Spirit did not appear as a dove on Pentecost as He did at Our Lord's Baptism. This time, He appeared as a rushing wind and tongues of fire.

IN SOME ICONS, WE DO NOT SEE OUR LADY THEOTOKOS. INSTEAD WE SEE AN EMPTY SEAT. WHAT'S UP WITH THAT? We see Our Lady in some icons but not in all icons of Pentecost. The Theotokos was present at Pentecost and she is our model in how to love God. In other icons like the one below, we see only an empty space with an empty seat. That empty seat is a place for Our Lord as head of the Church. Since Our Lord has already ascended into heaven, we don't see Him. Instead we see an empty seat. He is the [invisible](#) head of the Church. We see the Church is gathered around him.



Pentacost Icon w/ Cosmos
Unknown found on WIKI

I COUNTED 12 APOSTLES, IS ONE OF THEM JUDAS? One of them is [not](#) Judas. After Judas betrayed Our Lord, the apostles prayed and chose another man to replace Judas. This new apostle was named Matthias. You can read this story in [The Acts of the Apostles, Chapter 1](#). In some icons we can see St. Paul, St. Mark or St. Luke. They were not really there on the day of Pentecost. Remember that icons are not always trying to represent exactly what happened at a certain day or time as in a photograph. Instead, this icon is teaching us about the early church community.

WHY ARE THEY ALL SITTING IN A HALF-CIRCLE? Since they sit together in a half-circle, as you look at the icon it feels like you could be part of the icon. It shows us an icon of the Church. You could actually feel that you could walk right into the icon. After all, you are really and truly part of the God's Holy Church.


WHAT'S WITH THE STRANGE GUY AT THE BOTTOM OF THE ICON? That is Cosmos. He is not a real person, but he represents all the people of the world in darkness and sin. We see him with a crown on his head like a king, showing his authority over the world. We see him in a dark circle which shows us that the world is in darkness without the light of Christ. He is holding a cloth with scrolls in the cloth. These scrolls represent the teachings of the Apostles which bring light to the world.

-Written By Julie Luckey

WORKSHEETS ALSO AVAILABLE AT BYZIMOM.COM!

MAY BE PRINTED AND SHARED FOR EDUCATIONAL USE. NOT TO BE USED FOR COMMERCIAL PURPOSES. ALL RIGHTS RESERVED BYZIMOM.COM © 2019

ARTWORK BY LILLIAN BARON (C) 2019



May be copied and shared for non-commercial use. ByziMom.com and ssjoachimandanna

WORKSHEETS ALSO AVAILABLE AT BYZIMOM.COM!

MAY BE PRINTED AND SHARED FOR EDUCATIONAL USE. NOT TO BE USED FOR COMMERCIAL PURPOSES. ALL RIGHTS RESERVED BYZIMOM.COM © 2019

ARTWORK BY JULIE LUCKEY (C) 2019



Holy Spirit

PENTECOST WINDSOCK

windsock
ARTWORK BY LYNNE WARDACH (C) 2019

Jesus once told his disciples,

"Make a tree good and its fruit will be good, or make a tree bad and its fruit will be bad, for a tree is recognized by its fruit."

Matthew 12:33

So which would you rather be, a good tree or a bad tree? If we want to be good we must bear good fruit, which means we must live in such a way that goodness comes forth from us, just as delicious fruits come forth from a good tree, so we can nourish all those who come our way! But what kind of fruits do we want to bear?

" So I say, walk by the Spirit, ...you are not to do whatever you want. But the fruit of the Spirit is love, joy, peace, forbearance, kindness, goodness, faithfulness, gentleness and self-control...."

Galatians 5: 16-17:22-23

Do you remember the story of how the Holy Spirit came down upon the frightened disciples in order to give them courage so that they could go out and be fruitful? Let's make something to remind us of the fruits of the Holy Spirit, of the tongues of fire that landed upon the heads of the Apostles, of the driving wind and the peaceful dove which are symbols of that same Spirit, both gentle and powerful at the same time!

You will need:

- A photocopy of the following page onto some sturdy card-stock.
- Scissors
- A Hole Punch
- Transparent tape
- Two pieces of string or yarn, (each cut to 24 inches)
- 12 lengths of ribbon or crepe paper, (6 cut to about 12 inches, and 6 cut to about 18 inches)

Directions

Cut along the bold line in the center of the page to make the base of our wind-sock.

Next, you may cut out the 12 tongues of fire. Notice that there is a "fruit" of the Holy Spirit noted on each one to help you remember them!

Then you may cut out the gentle doves, being very careful NOT to cut on the dotted line. Punch a hole on the black dot in the center of the dotted fold-line and then fold it in half so that His image is on both sides.

Run a length of transparent tape along the top and bottom of the base, on the reverse side of the wind sock, to give it some added support. Next, you may punch 5 holes in the top of the base, and 12 holes in the bottom of the base, (through the tape you just put down) each where you see a black dot.

Tape a tongue of fire to the bottom of each of the 12 lengths of ribbon or crepe paper and tie (or tape) them to the base, alternating the longer and shorter lengths of ribbon, where you see one of the dots. You should have a row of these along the bottom of your wind-sock!

Next, bring the sides of your base together to overlap where you see the dotted line, and tape this in place to make a tube. Make sure it is sturdy! You may want to add some staples to be sure.

To hang your windsock, you will take each of the two lengths of string or yarn and tie each end, criss-cross fashion, to the top of your base to form an X across the top. Now, slip each loop of the X into the hole in the base of your dove so that he sits atop the base, tape both sides of the dove together, then tie a knot above his head to make a loop for hanging.

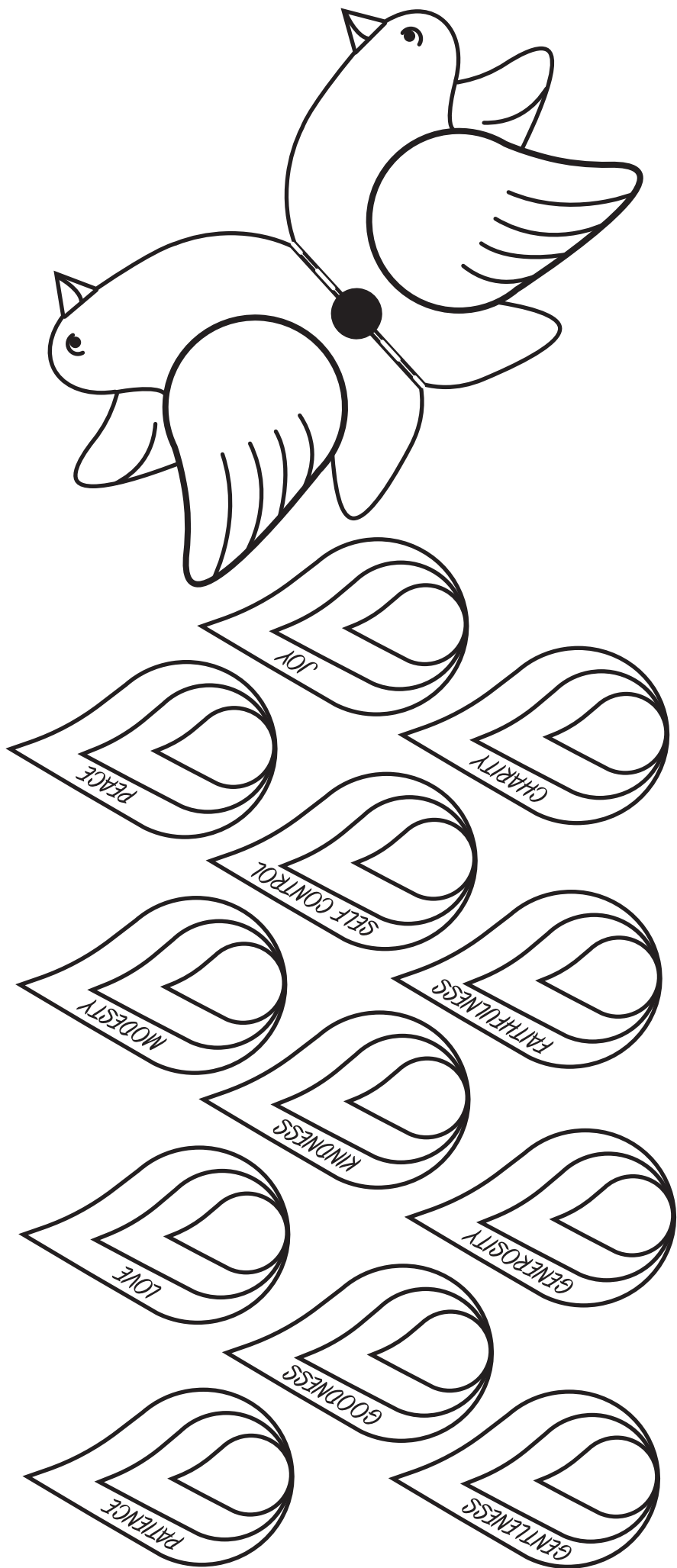
Now you may hang up your Pentecost Wind-Sock and watch what the wind can do!

WORKSHEETS ALSO AVAILABLE AT BYZIMOM.COM!

MAY BE PRINTED AND SHARED FOR EDUCATIONAL USE. NOT TO BE USED FOR COMMERCIAL PURPOSES. ALL RIGHTS RESERVED BYZIMOM.COM © 2019

ARTWORK BY LILLIAN BARON (C) 2019

*Heavenly King, Comforter, Spirit of Truth,
Who art everywhere present and fills all things,
Treasury of blessings and Giver of Life,
Come and dwell within us; Cleanse us of al
stain, and save our souls, O Gracious One!*



Pentecost

WORD SEARCH

F A C T X C P U C Y W I W U I
 L W L J Q O C M J R I Q I O U
 A I E H M U U W O I N B K I U
 M P A S A R P R Z N D Z P L G
 E V N B S A P P Y S C X E I U
 S Z S A B G E A N P B D N F S
 O D I P W E R R D I P O T E Y
 X Z N O H G R A H R C V E L P
 M Q G S A Y O C B A E E C A R
 P A T T V Z O L Y T W C O F O
 Y E R L M S M E P I J J S I P
 J O U E P C J T T O T D T R H
 T A T S W B B E M N B P J E E
 G M H K I G R E E N E R Y M C
 T O N G U E S S A U V Y P L Y

inspiration

cleansing

tongues

fire

pentecost

greenery

apostles

dove

upper room

prophecy

truth

wind

paraclete

courage

flames

life

WORKSHEETS ALSO AVAILABLE AT BYZIMOM.COM!

MAY BE PRINTED AND SHARED FOR EDUCATIONAL USE. NOT TO BE USED FOR COMMERCIAL PURPOSES. ALL RIGHTS RESERVED BYZIMOM.COM © 2019

ARTWORK BY LILLIAN BARON (C) 2019



Our Own Private Little Pentecost

THE MYSTERY OF CHRISMATION



Acts 2:38-39: *Peter replied, "Repent and be baptized, every one of you, in the name of Jesus Christ for the forgiveness of your sins. And you will receive the gift of the Holy Spirit. The promise is for you and your children and for all who are far off—for all whom the Lord our God will call."*

During the mystery of Chrismation the Holy Spirit descends upon each and every one of us just as He descended upon each of the twelve apostles at Pentecost! The priest consecrates every one of the senses of newly baptized Christians to the service of God by anointing them with a special oil known as Holy Chrism, conferring upon them, *"the seal of the gift of the Holy Spirit..."* in order to keep them pure and strong.

Forehead: You can not love what you do not know, but we can come to know God by His Word, through the teachings of His Church, and through prayer. When I taught the high school ECF class I wrote apologetics lessons for my students each week so that they could explore WHY we believe what we believe. I taught them to utilize both SCRIPTURE and the CATECHISM for absolutely each and every question they had about the faith. Everything you need to know can be found there. Get copies of each and begin to use them often so you can begin to know God better. Set up an icon corner in your home to show that God is the MASTER of your household. Icons are teaching tools, so we can look to them, with their unique symbolism, to provide us with the teachings of the Church, even without using written words. Pray there in the morning, in the evening before bed, at every mealtime, in times of distress, or in times of joy. It is important for you to consecrate your mind to the things of God.

Eyes: Luke 11:34: *Scripture tells us that, "The eye is the lamp of your body; when your eye is clear, your whole body also is full of light; but when it is bad, your body also is full of darkness."* In order to consecrate your eyes to the service of God, it goes without saying that you must guard what it is that you allow yourself to see. It's impossible to *"unsee"* something and memories of sights once seen will stay in the mind and can become a torment for us or even lead us to temptation. We need to keep those kinds of sights away and look only at things that will lead us to appreciate the goodness and beauty the world, of the landscape, of the forms and structures found in nature as God has created it so that we can learn to see God in everything and in everyone.

Nose: The nose filters out impurities in the atmosphere around us so that we breathe in pure and clean air. Likewise, we need to discern which elements of our spiritual atmosphere can be allowed to pass into our being to nourish our souls, and which elements must be filtered out as contaminants. This applies to books, movies, magazines, television programming, computer games, conversations, friends, classes, activities, trends and fashions...everything! Become your own filter!

Mouth: The mouth has two functions; it is used for both speaking and eating. Concerning speech: Pray aloud! Sing at Divine Liturgy! Form good speech habits, praise God and support each other by positive and helpful speech. Refuse to engage in profanity, disparagement of others, and crude talk that is unbecoming a Christian. Consecrate all of your speech to God and His work.

>Continued on next page

WORKSHEETS ALSO AVAILABLE AT BYZIMOM.COM!

MAY BE PRINTED AND SHARED FOR EDUCATIONAL USE. NOT TO BE USED FOR COMMERCIAL PURPOSES. ALL RIGHTS RESERVED BYZIMOM.COM © 2019

ARTWORK BY LILLIAN BARON (C) 2019

Our Own Private Little Pentecost

THE MYSTERY OF CHRISMATION CONT.

Concerning Nourishment: We must learn how to participate in all of the feast and fasts of the Church properly, in order to nourish and care for the body that God has provided for us.

Ears: When we consecrate our ears to God's service we learn to listen for the voice of Christ when others speak to us. It is obvious to consider what you do hear, but you must also be aware of how important it is to appreciate the absence of sound. Try often to be still; learn to listen for the small, still voice of God within you, speaking to your heart!

Breast: It's so very important to learn how to love! Love means that we want what is best for the salvation of others, especially those who are not kind to us. Remember that in the Gospel of the Sheep and Goats it tells us that we must learn to love well so we can be among the sheep!

Hands: The love that you cultivate in your hearts should lead you to work and pray for others! Try to work, clean, cook, etc. cheerfully....a good work ethic is so very pleasing to God who loves a **"cheerful giver"**. Develop the habit of giving gifts of service to others; send cards and handmade gifts to loved ones, spiritual fathers and religious too!

Collect pennies for the poor and use them to buy Thanksgiving items for the food drive, or items for a clothing drive. Help your parents to deliver meals to those who are grieving a loss, or welcoming a newborn. Handiwork makes a great gift to others and to God. Create things in imitation of the Father and give them to others as He gives to us! (And parents: remember that children learn by doing, and associate stories with memories of crafting and creating...try the Jesse Tree at advent! Crafts associated with a particular saint or holy day observance will cement those memories in their minds as they work!)

Feet: Our feet are blessed so that we can not only profess to be Christians, but can also "walk the walk". Choose an honorable path and bring the light of Christ to others wherever you may go. Also, GO to Liturgy and participate in everything in it as soon as possible. Stand, sing (even if you do so very loudly and off key!... God loves to hear little voices and so do most parishioners!) Participate in processions, pilgrimages, missions, do prostrations when it is appropriate, make an excellent sign of the cross as a witness to everyone that you are a believer. Boys can serve at the altar when you become old enough and can care for the grounds of the church and cemetery. Girls must learn to care for the body of the Church by washing and mending linens, cleaning, baking altar bread, preparing for coffee hour and gatherings, singing in the choir, etc...all as soon as you are able.


YOU are the next generation of believers and you should not only be welcomed, but encouraged to participate. Remember that the Holy Spirit has sealed all these gifts that God has given to all little believers in your perfection when you were Chrismated. It's up to the whole Church to provide the right conditions and encouragement so that you can have the courage to open these gifts up and share them with the world!

- written By by Lynne Wardach

WORKSHEETS ALSO AVAILABLE AT BYZIMOM.COM!

MAY BE PRINTED AND SHARED FOR EDUCATIONAL USE. NOT TO BE USED FOR COMMERCIAL PURPOSES. ALL RIGHTS RESERVED BYZIMOM.COM © 2019

ARTWORK BY LILLIAN BARON (C) 2019



Copyright © 2019 JGB Service, <http://www.mazegenerator.net/>



WORKSHEETS ALSO AVAILABLE AT BYZIMOM.COM!

MAY BE PRINTED AND SHARED FOR EDUCATIONAL USE. NOT TO BE USED FOR COMMERCIAL PURPOSES. ALL RIGHTS RESERVED BYZIMOM.COM © 2019

ARTWORK BY LILLIAN BARON (C) 2019



The Catechism of The Ukrainian Catholic Church

In our Catechism study so far, we have learned what the Catechism says about some of the major feast days of the Church. We have read about the Nativity of Our Lord and we have read about His Baptism in the Jordan. Last month, we read about the Resurrection of Our Lord, which we celebrated on Pascha and which we have been celebrating throughout this Pascha season. **In this month's lesson, let's study what the Catechism has to say about the great feast of Pentecost.**

We have been finding page numbers for this information in the Table of Contents in **Part One, The Faith of the Church**. By now, we should be pretty good at finding things in the Table of Contents. Notice how the page numbers in the Table of Contents are **roman numerals**. Can you find **page vii**? There you will see that the information about Pentecost is on **pages 91—95**. We read that the Holy Spirit descended on the apostles on Pentecost which is fifty days after Pascha. The Catechism refers us to the Bible, the **Book of The Acts of the Apostles, chapter 2**. This book is in the New Testament, and comes right after the four Gospel books of Matthew, Mark, Luke and John. Find the book of **Acts and read Chapter 2**. Reading the Bible along with our Catechism is the best way to study about our Catholic Faith.

As we begin reading **page 91**, we learn what exactly **"Grace"** is. Grace is necessary for our salvation. We hear that word all the time, but do you know what it actually is? Grace is the gift of **God's life** in our souls. This grace allows us to be drawn into communion with The Blessed Trinity. In this way, God offers Himself to us through Grace and draws us into His life. We learn that all of the many, many gifts God has given us have come to us **from** God the Father, **through** God the Son, **in** God the Holy Spirit. This gift of grace makes us the dwelling place of the Most Holy Trinity. How cool is that!

We learn that Our Lord Jesus told His apostles that after His resurrection, He would ask the Father to send the Holy Spirit to be an advocate for us and to be with us forever. An advocate is someone who defends us supports us and pleads for us. The Holy Spirit is the **Spirit of Truth** because any time anyone speak the truth, it is because of the Holy Spirit.

The Holy Spirit helped the apostles remember everything Our Lord had taught them. By the Holy Spirit, the apostles were able to preach boldly and without fear. They began to tell everyone about Jesus and to build the Church from all people of every nation. On Pentecost, through the power of the Holy Spirit, people each heard the apostles preach in their own language!

On Pentecost, we decorate our homes and our churches with green plants and branches as a sign of life.

Sometimes we call Pentecost the Feast of Greenery or Zelena Sviata in Ukrainian.

All the greenery remind us of life and of God who is the giver of life. Pentecost is also a day when we visit the graves of those who have died. They are part of the Church too. We remember those whom we love who have died and we pray for them.

This Sunday and every Sunday, we will hear Father call down the Holy Spirit during Divine Liturgy. There is a fancy Greek word for this. We call this the **"epiclesis."** Father will call down the Holy Spirit "upon us and these gifts here present." Listen for these amazing words every time you attend Divine Liturgy.

Written By Julie Luckey

WORKSHEETS ALSO AVAILABLE AT BYZIMOM.COM!