

Zone 26 Jamboree

26th and 27th November 2016

Hills Pony Club Gilbert Road, Castle Hill

Gates Open 12.00pm on Friday
Events commence

8.30am on Saturday with the Opening Parade

7.30am on Sunday with E Grade Show Jumping course walk

Program of Events

Saturday

Rider Classes (all clubs)
Pony Club Mount (all clubs)
Whistle Drill (La Perouse)
Skill at Arms/Tent Pegging (Glenorie)
Ben Bar Aft (Vines)
Rider in Action (Woodlands Park)
Square Yard (McDonald Valley)
Beginners Ring (Ring 7) (Jenko)
Beginners Fancy Dress (all Ring Judges)

Sunday

Flagging (Glenorie)
Bending (Glenorie)
Barrel Racing (Vines)
Section 4 Jumping (Jenko)
Team Relay (5 Flag) (Glenorie)
Show Jumping (Hills)
Beginners Sporting (Jenko)
Grand Parade

This is an opportunity for all Pony Club Members to take part in a two-day event covering many disciplines of horsemanship. Riders of all abilities are encouraged to take part, have fun and support your Club.

Zone 26 Jamboree 2016

General Information for Clubs

Entries

Club Secretaries are to submit to the Zone Treasurer, no later than **6th November 2016** a complete list of entries giving competitor's name and age in years as at 26th November (the first day of the Jamboree) and enclose the sum of \$50.00 per competitor for individual riders, or for three or more competitors in one family the fee is \$120.00 per family. **One form per rider** please.

However, those competitors who will be competing in the Beginners Ring 7, ie the led classes, the fee will be \$25.00.

Club Secretaries Please Note

No entries will be accepted for competitors who by 6th November 2016 are not affiliated with the PCA.

It is not necessary to indicate the classes or events the riders intend to enter. The fee will cover all events.

Club Captains

Each Club shall appoint a Captain to be responsible for the conduct of the riders from that Club and to be available (for the entire Jamboree) for liaison with the Camp Master, the Ringmaster and official Scorers.

The Captain will be expected to remain on the grounds right through Saturday night. Captains should make themselves known to the Camp Master, **Katrina Batten**, from HDPC, and be prepared to accept his directions on general camping and parking arrangements that may be necessary for the running of the camp. The Camp Master will have absolute power in matters of behaviour of those competitors and others camping on HDPC grounds.

Disqualification from competition will result from continued breaches of discipline. There will be **no official lunch breaks** and meals etc are the responsibility of individual members. The canteen will be open during the Jamboree.

Care for the Horses

Owners must ensure adequate feed and water for horses. Horses are not to be left unattended at any time unless in a stable or temporary safe enclosure during the day. Horses are not to be tied to fences (including the main arena fence) at any time.

Events

Although the program gives an indication of the likely order of events, it should NOT be taken as final. Competitors are asked to listen to announcements to ascertain when events are about to commence and to present themselves accordingly.

Zone 26 Jamboree 2016

General Information for Clubs

Scoring etc

Details of scoring and trophies awarded at the Jamboree will be posted on the noticeboard at the commencement of the Jamboree.

Trophies presented are to be retained by the Clubs awarded them for one year.

Medallions and sashes will be awarded to individual age champion and reserve champion.

No scores will be posted during the competition.

Individual Champion will be points from: Pony Club Mount, Rider, Bareback Rider, Rider in Action, Show Jumping and two sporting games which will be drawn from a hat Saturday morning and announced.

Club Points: All events counted, however for Skill at Arms/Tent Pegging and Team Relay there will only be one Team per Club per Age Group, where a Team is a composite between Clubs, points will be split across Clubs making up Team.

Disputes Committee

The Disputes Committee will be formed with one Zone representative from each plus the Zone President and the Zone Chief Instructor.

In all matters to do with the conduct of events during the Jamboree queries and concern should firstly be referred to your team manager. Should the team manager decide that a formal dispute or protest is valid he/she should notify the Disputes Committee in writing. The Disputes Committee will be the final authority.

Camping

All competitors are welcome to camp over the weekend. There is **NO** power available
Showers will be locked by 10.00pm on Friday and Saturday evenings. The key to showers will be held by a representative of HDPC.

Horse Yards

Horses that are staying during the camp must stay in steel panel yards or the permanent stables on Hills grounds.

Yards can be supplied at a cost of \$60 if required please add it to your registration form

If you have your own **steel panel yards** you may use those but they need to be erected in the designated horse area. There is **NO** electric fence material to be used as yards.

Program

Zone 26 Jamboree 2016
Saturday 26th November 2016

Commences 8.30am - Gates Open 12.00pm Friday

Ring 1 – Under 9 years (Woodlands Park)			Ring 2 – 9 & Under 11 years (Vines)		
1	Pony Club Mount	Under 8yrs	9	Pony Club Mount	9yrs
2	Pony Club Mount	8 & under 9yrs	10	Pony Club Mount	10yrs
3	Rider	Under 8yrs	11	Rider	9yrs
4	Rider	8 & under 9yrs	12	Rider	10yrs
5	Pair of Riders	Under 9yrs	13	Pair of Riders	9yrs & under 11yrs
6	Team of 4	Under 9yrs	14	Team of 4	9yrs & under 11yrs
7	Rider without stirrups	Under 8yrs	15	Bareback Rider	9yrs
8	Bareback Rider	8 & under 9yrs	16	Bareback Rider	10 yrs

Ring 3 – 11 & Under 13 years (Glenorie)			Ring 4 – 13 & Under 15years (Jenکو)		
17	Pony Club Mount	11yrs	25	Pony Club Mount	13yrs
18	Pony Club Mount	12yrs	26	Pony Club Mount	14yrs
19	Rider	11yrs	27	Rider	13yrs
20	Rider	12yrs	28	Rider	14yrs
21	Pair of Riders	11 & under 13yrs	29	Pair of Riders	13 & under 15yrs
22	Team of 4	11 & under 13yrs	30	Team of 4	13 & under 15yrs
23	Bareback Rider	11yrs	31	Bareback Rider	13yrs
24	Bareback Rider	12yrs	32	Bareback Rider	14yrs

Ring 5 – 15 & Under 17 years (La Perouse)			Ring 6 – 17 & Under 25 years (Hills)		
33	Pony Club Mount	15yrs	41	Pony Club Mount	17 & under 20yrs
34	Pony Club Mount	16 yrs	42	Pony Club Mount	20 & under 25yrs
35	Rider	15yrs	43	Rider	17 & under 20yrs
36	Rider	16yrs	44	Rider	20 & under 25yrs
37	Pair of Riders	15 & under 17yrs	45	Pair of Riders	17 & under 25yrs
38	Team of 4	15 & under 17yrs	46	Team of 4	17 & under 25yrs
39	Bareback Rider	15yrs	47	Bareback Rider	17 & under 20yrs
40	Bareback Rider	16yrs	48	Bareback Rider	20 & under 25yrs
			49	Hunter Class (not in point score)	Riders must be graded C or above

Pony Club Mount – Workout - see page 10

NOTE: Hunter class does not count in Point Score

Zone 26 Jamboree 2016
Saturday 26th November 2016
 continued
Commences 8.30am

(Please note this is a non-competitive ring and does not count towards the overall club point score)

Ring 7 - Beginner/ Novice - (Walk and Trot only) (Jenko)					
50	Best Presented	Under 7yrs	61	Beginner Mount	Led/Assisted
51	Best Presented	7yrs and Under 10yrs	62	Beginner Mount	Under 7yrs
52	Best Presented	10yrs and Over	63	Beginner Mount	7yrs and Under 10yrs
53	Led Handler	Led/Assisted	64	Beginner Mount	10yrs and Over
54	Led Handler	Under 7yrs	65	Pair of Riders	Under 7yrs
55	Led Handler	7yrs and Under 10yrs	66	Pair of Riders	7yrs and Under 10yrs
56	Led Handler	10yrs and Over	67	Pair of Riders	10yrs and Over
57	Best Position	Led/Assisted	68	Rider without stirrups	Led/Assisted
58	Best Rider	Under 7yrs	69	Rider without stirrups	Under 7yrs
59	Best Rider	7yrs and Under 10yrs	70	Rider without stirrups	7yrs and Under 10yrs
60	Best Rider	10yrs and Over	71	Rider without stirrups	10yrs and Over
FANCY DRESS to commence after ring events					

Fancy Dress : (Beginner Ring riders only) This will be held whilst the Open Hunter Class is being run.
 This will be held in front of clubhouse, to be judged by all ring judges

Note: Ages may be reviewed after finalisation of entries
 Best Presented and Led Handler events 50-56 are with the **saddle on**.

Events 50 – 71 are restricted to riders who will be **not be participating in any other events**

Children and families can camp overnight and be involved in the night activities
Please Note : there is no power for campers

Zone 26 Jamboree 2016
Saturday 26th November 2016
continued

Rider in Action – see page 12

Rider In Action - commences from 11.00am till 3.00pm on Saturday	
72	Competitors simply report at any time and compete. It is their responsibility to ensure they have completed the event before the close of activities on Saturday. There will be one run per competitor

Teams Events

In Team events competitors are required to “team up” with other members of their own club in their age group, prior to forming a composite team with other clubs in the same age group only. “One Team, One Rider”.

Whistle Drill – see page 10

Whistle Drill - commences from 1.00pm on Saturday					
73	Team under 9	To be at a trot	76	Team 13 & under 15yrs	To be at a canter
74	Team 9 & under 11yrs	To be at a trot	77	Team 15 & under 17yrs	To be at a canter
75	Team 11 & under 13yrs	To be at a trot	78	Team Associate	To be at a canter

Skill at Arms / Tent Pegging (Restricted Event) – see page 10

Skill at Arms - commences at end of hacking			Tent Pegging - commences at end of hacking		
79	Team Associate	To be at a gallop	82	Team 11 & under 13yrs	To be at a trot
80	Team 15 & under 17	To be at a canter	83	Team 9 & under 11yrs	To be at a trot
81	Team 13 & under 15yrs	To be at a canter	84	Team under 9yrs	To be at a trot

Ben Bar Aft – see page 11

Ben Bar Aft - commences from 12noon on Saturday	
85	Competitors simply report at any time and compete. It is their responsibility to ensure they have completed the event before the close of activities on Saturday. There will be one run per competitor

Square Yard – see page 13

Square Yard - commences from 12noon on Saturday	
86	Competitors simply report at any time and compete. It is their responsibility to ensure they have completed the event before the close of activities on Saturday. There will be one run per competitor

Zone 26 Jamboree 2016

Sunday 27th November 2016

Show Jumping – see page 13

Show Jumping - commences 8.00am on Sunday, course walk from 7.30am				
100	E Grade	Rider under 17	103	C Grade
101	D Grade	Rider Under 17yrs (will be split according to numbers on the day)	104	C Grade - Associates
			105	B Grade
102	D Grade	Associates	106	A Grade

Flagging and Bending – see page 14

Flagging - commences 8.30am on Sunday		Bending - commences 8.30am on Sunday	
107	Rider 13 & under 15yrs	108	Rider 13 & under 15yrs
109	Associates	110	Associates
111	Rider 15 & under 17yrs	112	Rider 15 & under 17yrs
113	Rider under 9yrs	114	Rider under 9yrs
115	Rider 9 & under 11yrs	116	Rider 9 & under 11yrs
117	Rider 11 & under 13yrs	118	Rider 11 & under 13yrs

Barrel Racing – see page 14

Barrel Racing - commences 9.00am on Sunday	
119	Competitors simply report at any time and compete. It is their responsibility to ensure they have completed the event before the close of activities on Sunday . There will be one run per competitor

Section 4 Jumping – see page 14

Section 4 Jumping - commences 9.00am on Sunday			
120	Rider 15 & under 17yrs	123	Rider under 9yrs
121	Rider 11 & under 13yrs	124	Associates
122	Rider 13 & under 15yrs	125	Rider 9 & under 11yrs

Team Relay – 5 Flag (Restricted Event – one team only per club) – see page 14

Team Relay – 5 Flag - at conclusion of flagging & bending on Sunday			
126	Rider under 9yrs	129	Rider 13 & under 15yrs
127	Rider 9 and under 11yrs	130	Rider 15 & under 17yrs
128	Rider 11 and under 13yrs	131	Rider Associate

Zone 26 Jamboree 2016
Sunday 27th November 2016
continued

BEGINNERS SPORTING

Commences 9.30am

Beginner Sporting to be conducted on the SAND ARENA near the front gate.

Rider In Action see page 12 - commences from 9.30am on Sunday	
BS1	There will be one run per competitor

Flagging see page 14	
BS2	There will be one run per competitor

Bending see page 14	
BS3	There will be one run per competitor

3 Mug refer to PCA for sporting rules	
BS4	There will be one run per competitor

Mini Barrels see page 14	
BS5	There will be one run per competitor

Team Event – Old Sock Race	
BS6	There will be one run per team (4 riders, riders may be assisted to remount)
	<p>3 m behind the change-over line there will be four old socks sewn into balls about the size of a fist, for each team placed within a ring marked on the ground (for visibility). Across the centre will be a row of buckets, one for each team.</p> <p>On the signal to start, No 1, carrying a sock will ride to his team's bucket and drop the sock into it. He will then continue to the far end, dismount, pick up a sock, remount and return to the start to hand it to No 2.</p> <p>No's 2, 3 and 4 will complete the course in the same way in succession, with No 4 dropping the last sock into the bucket on his way back.</p> <p>The winning team will be the one whose No 4 is first over the finish line.</p> <p>EQUIPMENT PER LANE — one plastic bucket, the household 10ltr type approximately 13.5 litres capacity. Five socks, sewn together in pairs, finished in size approximately 7.6 cm in diameter.</p>

Activities on both days must end by 2.00pm

GRAND PARADE

(Parade to be Mounted in club uniform unless announced otherwise)

Rules for Zone 26 Jamboree 2016

In order to make this event a safe and enjoyable one for all we have consolidated all the rules into one section of this program

It is very important that you read and understand them all. If you have any queries please contact your Club Secretary, the Zone President (Bob Gribbin) or the Zone Chief Instructor (Sarah Johnston).

General Rules

The following rules are important to the safety and enjoyment of all riders at the event, please take the time to read them:

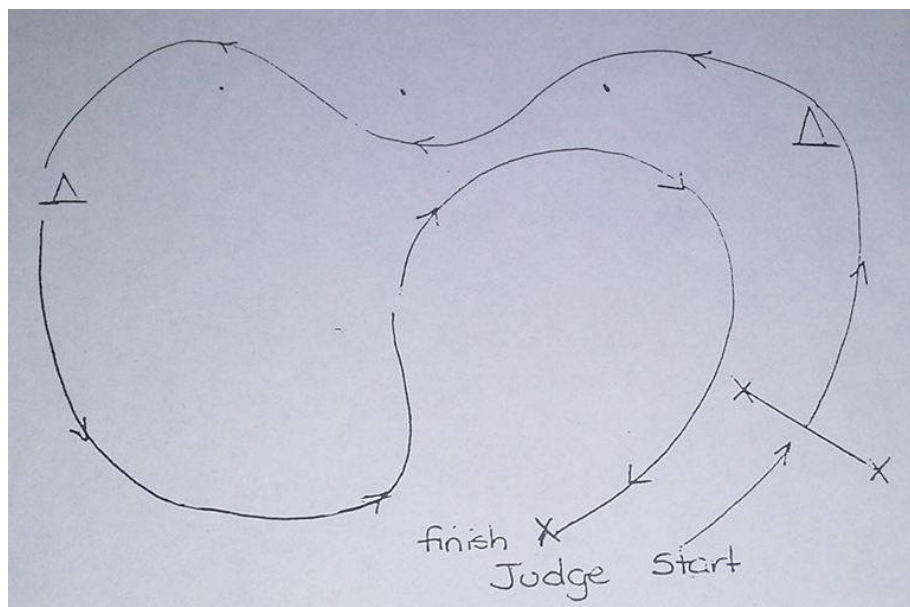
- Pony Club uniform is to be worn in all events (shirt, tie, jumper etc.), except that T-shirts may be worn during events on Sunday provided all competing members from the same club wear them. For the Grand Parade and trophy presentations at the end of the day on Sunday, Pony Club uniform must be worn. Moleskins **CANNOT** be worn at any time during the competition. Riders under 17 are not permitted to wear gaiters in the hacking classes.
- There will be gear check during the Opening Parade, and before other selected events. Any competitor with faulty gear will not be allowed to compete unless corrected. On Sunday the club Senior Instructors are to ensure safety gear check of all riders from their club.
- For the entire event all current rules of the PCA will apply, including 'one horse/one rider, one rider/one horse'.
- Under no circumstances is any competitor permitted to leave the grounds during the competition period without the permission of the Club's Captain and the Ringmaster. Clubs must also accept that the Jamboree is a two day event and competitors are encouraged to compete on both days.
- Any scratching's must be notified to the Scorer before 11.00am on the first day of the event, Saturday.
- All competitors must compete in their own age group.
- Competitors must compete in their own Club team in preference to forming a composite team. Where a club has the required number of entries in any age group to form a Club team/teams they must do so before moving to a composite team, unless one of the Club's riders is not capable of competing in team events because of mount.
- **No** competitor may canter, gallop or jump cross country jumps on the HDPC grounds at the penalty of disqualification.
- The front gate at the entry to Hills District Pony Club grounds, **must** remain closed during the entire Jamboree.
- Double bridles will be permitted in ridden classes in Rings 1 to 6 only.
- If you have a problem horse and require stabling/yarding, please provide details on the entry form so that consideration can be given to the allocation of stables/yards.
- **Alcohol must not be consumed during the progress of the event. Any rider who appears to be under the influence of alcohol will be asked to dismount and take no further part in the competition – as per PCA alcohol policy.**
- **NO DOGS SHOULD BE ON THE GROUNDS AT ANY TIME DURING THE JAMBOREE.**

Pony Club Mount

Judges will complete a score sheet which will be totalled and places given by Steward (judge may require 2nd Steward). **Presentation** is also part of the overall score.

Must be ridden in a Pony Club approved bit.

- Presentation of Horse & Rider
- Trot over jump
- At Witches hat lengthen rein
- Trot through bending poles on a long rein
- At Witches hat re-take rein and canter on left lead
- Canter loop simple through the trot, change.
- Canter right circle back to judge and trot, walk and halt



Whistle Drill

- Under 9, 9 and under 11, and 11 and under 13 years to be ridden at a **TROT**
- All other age groups at **CANTER**
- Calling is only allowed for the under 9 team for change of direction whistle
- Change direction on sound of whistle – one for left – two for right
- On long whistle come together in front of the judge, halt and salute

Skill at Arms/Tent Pegging

Maximum of 1 team of 4 riders per age group per club.

Additional riders may be allowed to compete non comp at the judge's discretion, depending on numbers.

TENT PEGGING

- Riders under 13yrs will compete in Tent Pegging.
- The pace will be **TROT**
- The tent pegging will consist of one run in single file by each member of the team and one run as a team of four abreast.

Skill at Arms/Tent Pegging continued

SKILL AT ARMS

- Riders 13yrs and over will compete at Skill at Arms
- The pace will be **CANTER** for riders under 17yrs & **GALLOP** for Associates.
- Breastplates **must** be worn for Skill at Arms.
- Each team will run as two pairs. Each pair will make one run with a pistol in single file, over three jumps, bursting their balloon at each jump. The rider will then place the pistol on a barrel and take a lance from a holder. They will then take one ring from each of two gallows, then a tent peg from the ground.
- The first rider must engage the balloon closest to the jump. The first rider must engage the ring at the end of the gallows, ie furthest from the gallows frame. The first rider must engage the first tent peg.

Common faults/errors.

- No points are awarded for taking the incorrect balloon, ring or peg.
- No points are awarded if the rider is not at pace when they take the target.
- Riders may slow to a walk or halt to place pistol on the bin.

Other rules may be found in Section 13 PCA NSW Blue Book, or ask Wayne Pernice.

Ben Bar Aft

Course: 4 bending poles spaced at a maximum of 8.2m between each. Beyond the poles is a barrel and parallel to them are two diamond flag stands.

The rider bends the poles (refer to diagram) turns right around the barrel, takes the flag from the first bucket and exchanges it for the flag in the second bucket (the flag must be left standing in the sand) and carries the flag across the finishing line.

Competitors are eliminated who:

1. Knock over a peg, the barrel or a bucket.
2. Drop a flag.

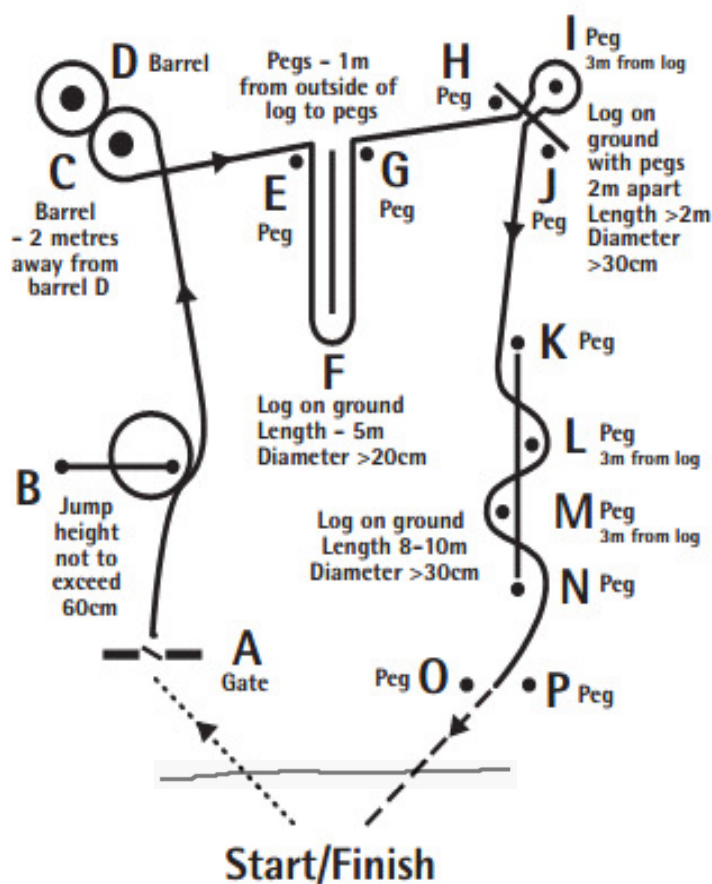
Any deviation from the course i.e. step back or circling of the drum one or more times is penalized only by the time taken and will not incur elimination.

NOTE: At State Championships the following dimensions will apply:

- 8m between start and first peg
- 6m between pegs
- 8m between last peg and drum



Pattern Time Trial 4 TT4



Course

1. Commence course between the start/finish pegs at a Walk. Walk to gate at A. Once the rider's hand touches the gate, the horse may continue the course at any pace to O & P pegs
2. Open the gate, pass through and close the gate – the gate latch must be securely fastened
3. Continue past the jump at B, leaving the jump on the near side of the horse. Turn and jump the jump, continue to circle around the end of the jump to the barrel at C
4. Leave barrel C on the near side of the horse, circle anti-clockwise half a circle around barrel C, circle barrel D clockwise a full circle and then circle C anti-clockwise half a circle to complete figure of eight (Note: two meter distance between the edges of Barrel C and D). Continue to Peg E
5. Leave the peg E on the off side of the horse, complete a 90° turn to the right and continue along the length of log F
6. At the end of log F, turn 180° around the end of the log and continue along the other side of log F towards Peg G. Leaving Peg G on the off side of the horse, turn 90° and continue towards log between Pegs H & J
7. At Peg H, jump the log between the pegs, then around peg I on the off side of the horse and jump back over log at J and continue towards Peg K
8. Jump log between pegs K and N three (3) times in a serpentine

motion, starting with peg K on left and going around pegs L and M with final jump having peg N on right. Come back to trot between O and P

9. Continue to O, reducing the pace of the horse to a Trot prior to crossing a line between the Pegs O and P. (Note: 1 meter distance between the O and P pegs).
10. Then continue at a Trot to start/finish pegs. Horse must Trot between the start/finish pegs to complete the course.

Rules

1. The time commences and terminates when the horse's nose crosses the line between the start/finish pegs
2. A one (1) second penalty will be incurred for each stride that is broken in the Walk and Trot sections
3. A three (3) second penalty will be incurred if the Gate, Jumps, Barrels at C & D; the logs at F, H or K or any peg from E through P is dislodged
4. When jumping the log at H and K, the horse's four feet must touch the ground on the other side of the obstacle before returning over the log. Failure to do so will result in elimination.
5. A horse will be eliminated for not completely and correctly negotiating any section of the course
6. Head restraints are not permitted
7. The Walk section must be a four beat pace Walk.
8. A one (1) second penalty will be incurred for each hoof which crosses the log at F.
9. Penalties will be added to the time and the time will become the score for this section.
10. The horse with the lowest score will be determined as the winner.

Safety

1. For safety, if logs of less than the designated diameters are not available, the logs MUST be securely pinned to the ground in order to prevent all movement.

Notes

In their age group under 13 years of age must open the gate but do not have to close it.

Horse Name and Number

Square Yard Race

Course:

The Rider enters through the start/finish and can take either direction.

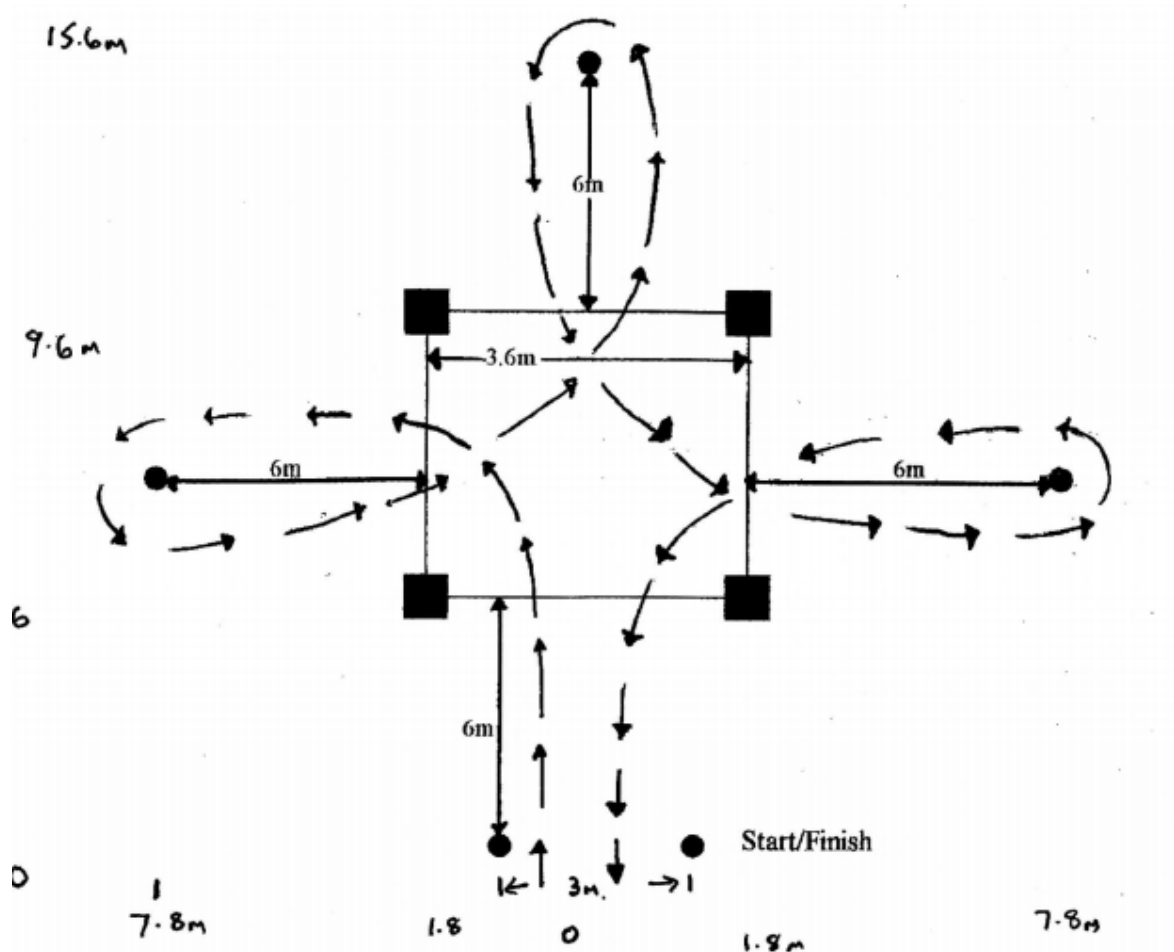
Rider jumps over each pole and around the right side of each bending pole (making a cloverleaf). Then over the pole at start/finish.

Competitors are eliminated for:

1. Error of Course
2. Knocking down jump pole

FIVE second penalty:

Knocking over bending pole



Show Jumping

Walk the course for E Grade starts at 7:30am.

Jumping to commence at 8:00am.

AM7 E & D Grade will be run to optimum time and not against the clock. Speed will be 325m per minute. In the first round where a competitor is + or - Optimum time by more than 10 seconds, time penalties will apply. C, B and A grades are against the clock.

Flagging and Bending

- Heats will be run on the basis that riders within each age group will be timed individually as they compete.
- Finals will be run on the basis that the fastest 5 competitors will commence from a standing start with place getters determined on a first past the post basis, 6th place is awarded to sixth fastest time but doesn't ride in the final.

Barrels

- Riders may ride to the right or left of the first barrel but must make one left turn and two right turns or one right and two left turns
- There is a 5 second penalty for each barrel knocked over or touched with a hand
- A flying start is allowed

Section Four Jumping

Under 9, 9 and under 11, and 11 and under 13 years to be ridden at a **TROT**, rider over 13yrs at **CANTER**

- The ring is set with four sets of 4 half barrels laid short sides touching – at equal intervals
- The Team elects a caller and then commences at single file with approximately 1 to 2 horse lengths between them
- The Team carries out the following movements
- From the right to the left single file walk march around the inside of the hay bales on the left rein
- At hay bale 2 Team proceeds into working trot
- At hay bale 3 Team proceeds into working canter
- When the first rider reaches hay bale 1 they will jump the bale and the other riders will follow consecutively
- Between jump 4 and 1 riders 2 and 4 ride up to join riders 1 & 3 and form half sections
- They then jump all jumps again in half sections and between jumps 4 & 1 riders 3 & 4 ride up on the inside of riders 1 & 2 to form full section.
- They then jump all jumps
- After jump 4 the Team left wheel into the centre of the circle and perform a downwards transition and halt before the judges
- Riders under 9 should have barrels split and they ride through them

Team Relay - Five Flag Race

3m behind the changeover line and also across the centre line will be placed a row of flag holders, one for each team in each row. Each Team will have five flags on canes about 1.22m long. Four of these will be in the Teams holder on the centre line and one will be carried by the no. 1 rider at the start.

On the signal to start No 1 will ride to the other end of the arena and place the flag he/she is carrying in their teams holder. He/she will ride back picking a flag out of his/her Teams holder on the centre line and hand this flag to the No 2 rider behind the start line. No's 2, 3, and 4 will complete the course in the same way up and down the arena in succession so that at the end the Team will have placed four flags in the holder at the far end of the arena and No 4 finishes over the start line, mounted and carrying the fifth flag. Should the flag holder be knocked over, the rider must put it up again replacing any flags that may have been in it. Should a rider take more than one flag from the holder, he/she must replace the surplus, he/she may dismount to do these things.

If the flag should come off the cane, the stick may be used to complete the race, on windy days, rubber bands can be used to keep the flags furled and prevent them blowing together.

Zone 26 Jamboree

26th and 27th November 2016

Entry Form

(One form per Competitor)

Riders Name	DOB	Age	Horses Name	Jumping Yes/No	Jumping Grade	Hunter Yes/No
Camping:	Yes / No		Hire Yards: Yes / No	Own Yards: Yes / No		
Contact No.			Email:			
Signature: Parent/Guardian/Rider over 18yrs						

To compete in Hunter Class rider must be graded C or above.

Club	Club Secretary's Signature	Club Senior Instructor's Signature (confirming current jumping grade)

I agree to abide by the PCA rules regarding no consumption of alcohol on the Pony Club Grounds during the progress of the event. Don't forget to bring your grading card with you.

STABLES/YARDS:

Stables/Yards will be available at a cost of \$60 per stable/Yard Non-Refundable including event cancellation or postponement. If you have your own steel panel yards you may use those. There is NO electric fence material to be used as yards. Yards to be put in horse designated area.

ENTRY FEES:

Individual Competitor	- \$50.00	= \$.....	
Family of 3 or more	- \$120.00	= \$.....	
Ring 7 Competitor (<i>Beg/Novice only</i>)	- \$25.00	= \$.....	
Stables/Yards per horse	- \$60.00 non-refundable	= \$.....	
TOTAL FEE ENCLOSED:		\$.....	

Club Secretaries : Please send completed Forms to Zone 26 –Treasurer (Lynda Pernice)
12 Neich Road, Glenorie 2157, Mobile : 0417 243 052,
Email : pernice1@bigpond.com

NB: If you are completing more than one entry form and paying the family rate please include fee on one form only – thank you.....