



## POINT IN TIME RESULTS 2011

### Report Contents:

<i>Homeless Population Estimates and History</i>	<b>2</b>
<i>Reasons Became &amp; Remain Homeless</i>	<b>3</b>
<i>Chronic vs. Episodic</i>	<b>4</b>
<i>Education and Employment</i>	<b>4</b>
<i>Treatments and Institutional Stays</i>	<b>4</b>
<i>Community Needs</i>	<b>4</b>
<i>Special Thanks</i>	<b>5</b>
<i>How you can Help</i>	<b>5</b>

### BOWIE COUNTY

The Texas Homeless Network annually coordinates a Point-in-Time homeless survey for communities in the Texas Balance of State Continuum of Care during the last week in January. The "known location" methodology is used with volunteers surveying everyone found at sites identified by the community where persons suffering from homelessness are known to congregate. The resulting survey sample is represented by people in homeless situations and persons



who are at risk of becoming homeless. The number of survey responses does not represent the total population suffering from homelessness, so estimates are provided in this report. This information is used by local communities in the development of short and long-term strategies to alleviate homelessness.

### BASIC DEMOGRAPHICS QUICK REFERENCE OF 162 SURVEYS RECORDED

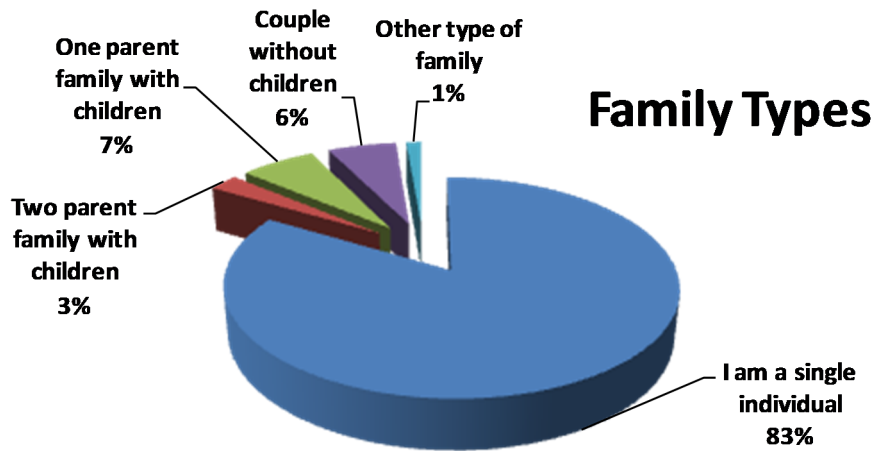
Average age of all respondents is 27.4

The gender breakdown is 63.75% male and 36.25% female.

51.3% of those surveyed reported their race as white African American and 48.1% White

2% stated their ethnicity was Hispanic/Latino.

This survey represents up to 205 people. 175 Adults and 30 Children.



56.5% of respondents fit HUD's definition of homeless.

The median age of the adult respondents from Bowie County was 49.7.

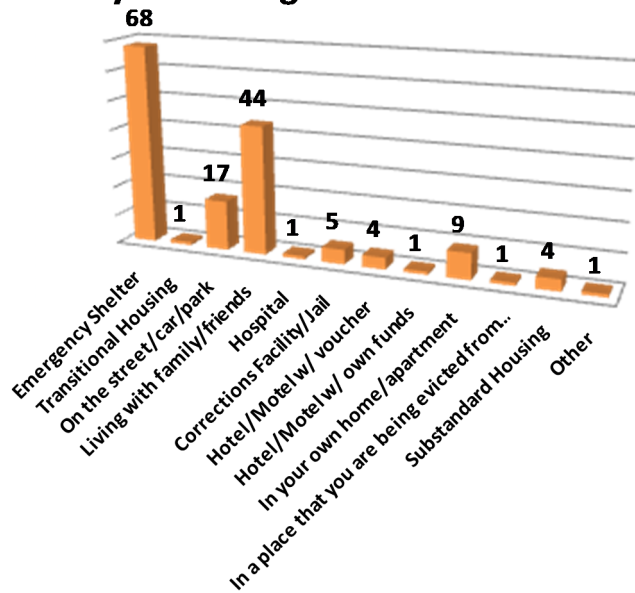
9.2% of people surveyed are heads of households with children.

30 children were accounted for in the survey with a median age of 5.

Veterans make up 21.2% of the population surveyed. Same as last year.

## POPULATION ESTIMATES AND HISTORY

### Where Stayed Last Night

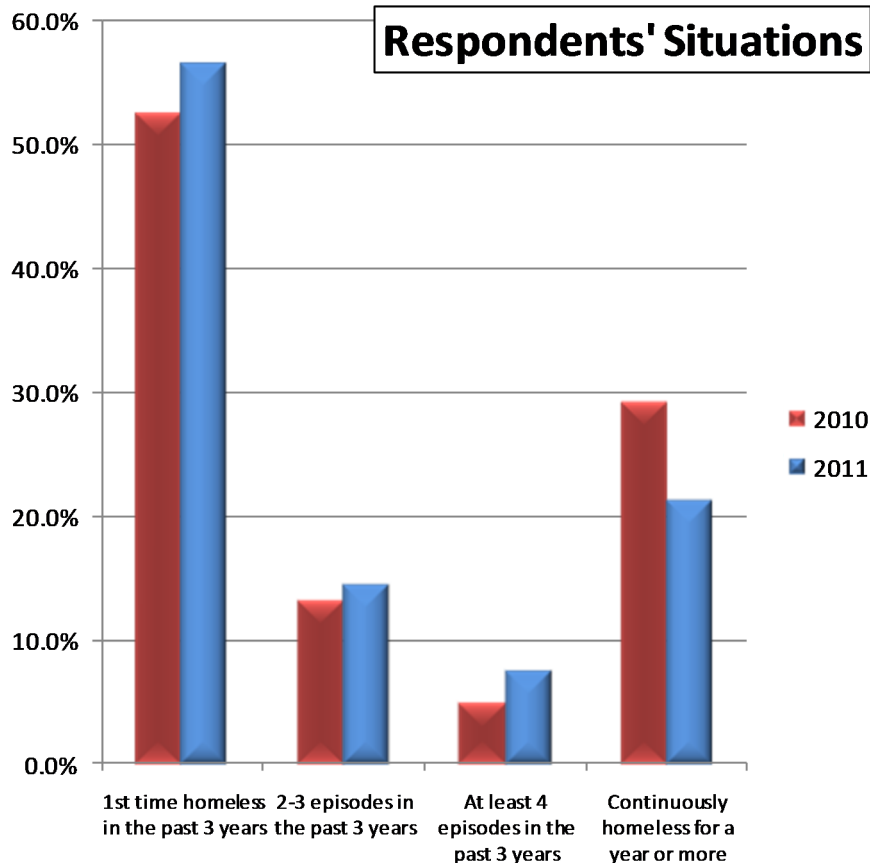


PIT Homeless estimate for Bowie County: 150

Annualized homeless population estimates for Bowie County: 284



### Respondents' Situations



#### Length of Stay

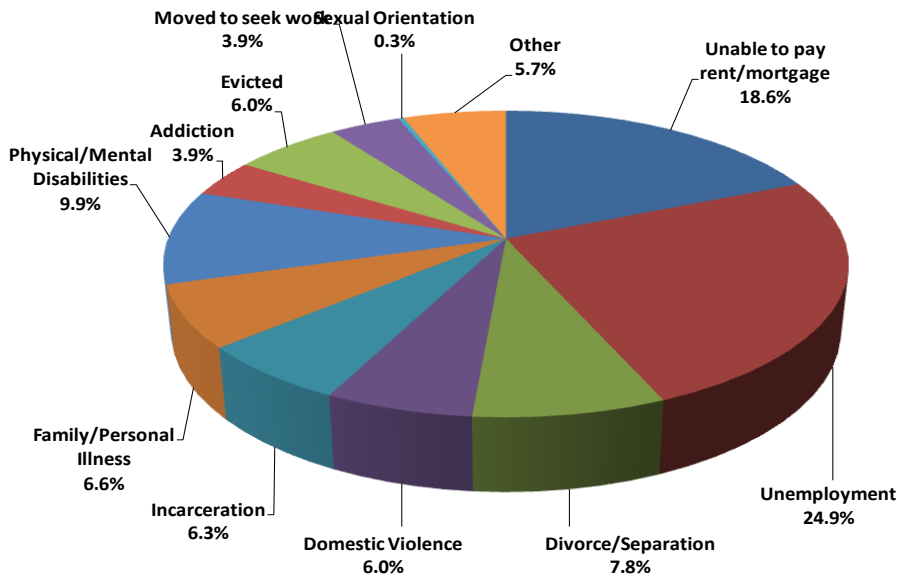
- 56.6% described their situation as the first time homeless in three years
- 33.6% reported not having a separate episode of homelessness in the last 12 months
- For those not born in Bowie County the average year they moved to Bowie County was 2003.

The median age respondents became homeless for the first time is 40.

With the range of homelessness from one day to 30 years, the median length of homelessness was 11 months, which rose from last year's median of 9 months.

<sup>1</sup> §11302. General definition of homeless individual: (a) In general For purposes of this chapter, the term "homeless" or "homeless individual or homeless person" includes- 1. an individual who lacks a fixed, regular, and adequate nighttime residence; and 2. an individual who has a primary nighttime residence that is - A. a supervised publicly or privately operated shelter designed to provide temporary living accommodations (including welfare hotels, congregate shelters, and transitional housing for the mentally ill); B. an institution that provides a temporary residence for individuals intended to be institutionalized; or C. a public or private place not designed for, or ordinarily used as, a regular sleeping accommodation for human beings.

## Reasons for Becoming Homeless



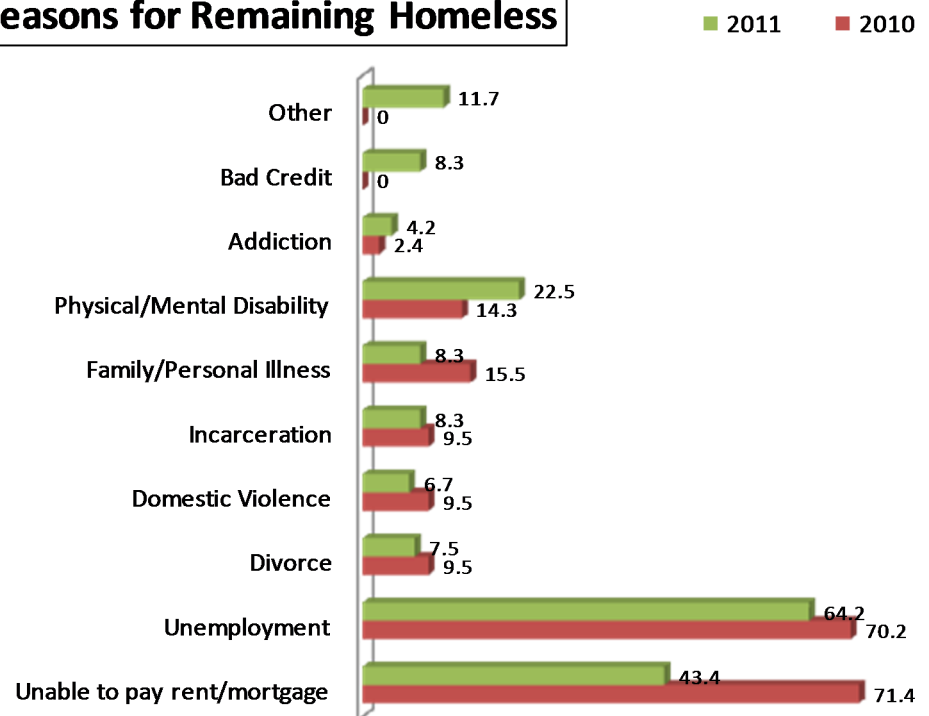
***\*\*The two most cited reasons for becoming and remaining homeless in Comal County were unemployment and the inability to pay rent/mortgage\*\****

*The unifying condition for virtually all of Texas' homeless population is extreme poverty.*

*Furthermore, many people who are homeless also experience some type of personal vulnerability that places them at risk, such as:*

- *Family Violence*
- *Physical disability or chronic medical problems*
- *Mental Illness*
- *Substance Abuse*
- *Developmental disability or brain injury*
- *Criminal background*

## Reasons for Remaining Homeless

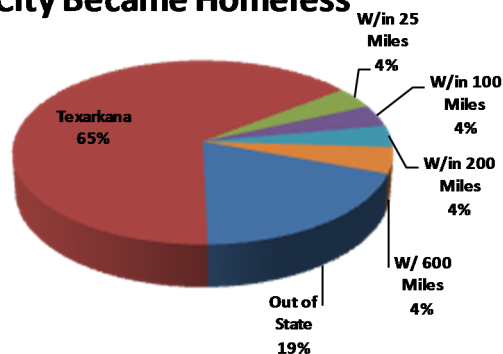


## CHRONIC VS. EPISODIC



37.6% of respondents were born in Bowie County.

## City Became Homeless

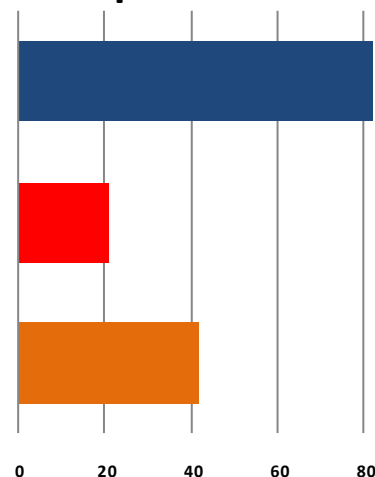


## Chronic Vs. Episodic

1st time homeless in the past 3 years

Episodically Homeless

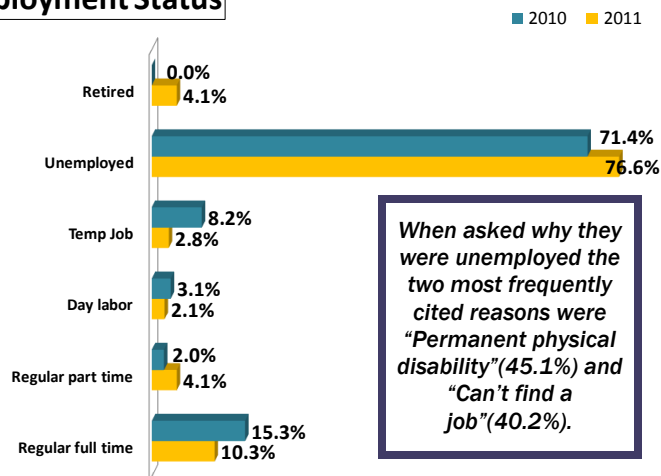
Chronically Homeless



A chronically homeless person is an unaccompanied disabled individual who has been continuously homeless for over one year.

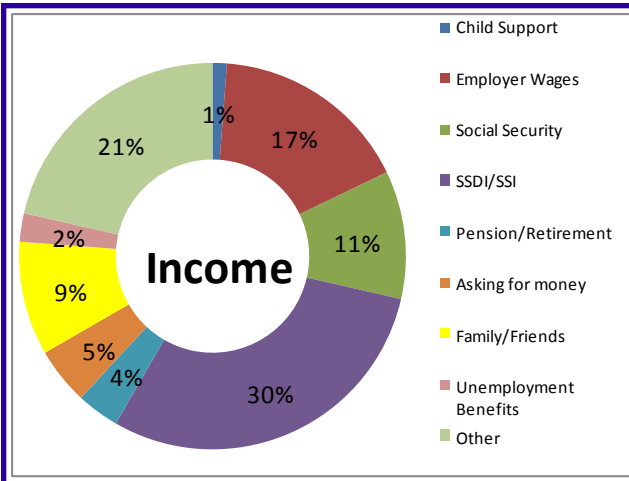
## EDUCATION &amp; EMPLOYMENT

## Employment Status



When asked why they were unemployed the two most frequently cited reasons were "Permanent physical disability" (45.1%) and "Can't find a job" (40.2%).

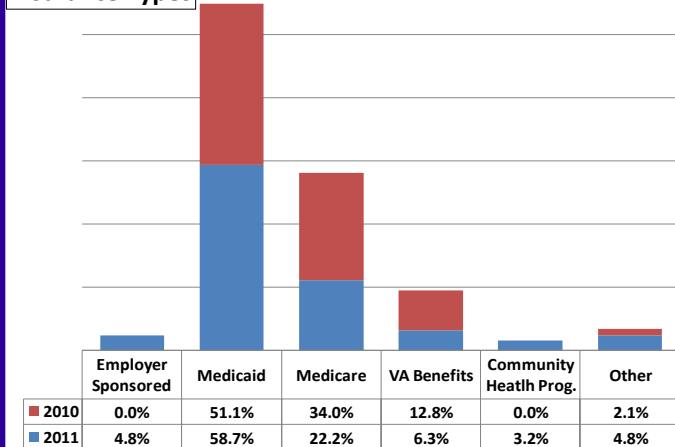
## Income



- **64.4%** of respondents report attaining a high school diploma or higher degree in this sample.
- **35.6%** did not graduate high school and **8.2%** of those did not pass 8<sup>th</sup> grade.
- **57.4%** of respondents indicated that they were able to work and **19.3%** are working (**10.3%** full time).
- Those that work average **30.5** hours per week and their median monthly income was **\$592.50**.
- However, **76.6%** are unemployed and the median length of unemployment is **ten months**; which fell from last year's median of 24 months..
- When asked where they get income the top four responses in order were: **SSDI/SSI, Other sources, Employer wages, and Social Security.**

## TREATMENTS AND INSTITUTIONAL STAYS

### Insurance Types



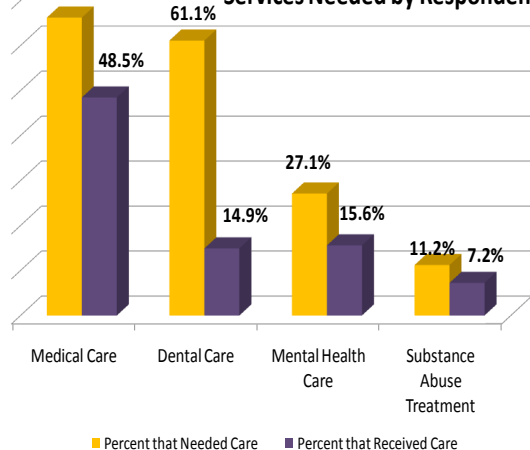
Prior to entering institution, 40.7% of respondents were homeless.

Following release only 53.8% percent of those had some shelter to return to.

### Conditions respondents are receiving treatment

Mental Illness	51.5%
Drug Abuse	22.1%
Other physical condition	48.5%
Alcohol Abuse	17.6%

### Services Needed by Respondents



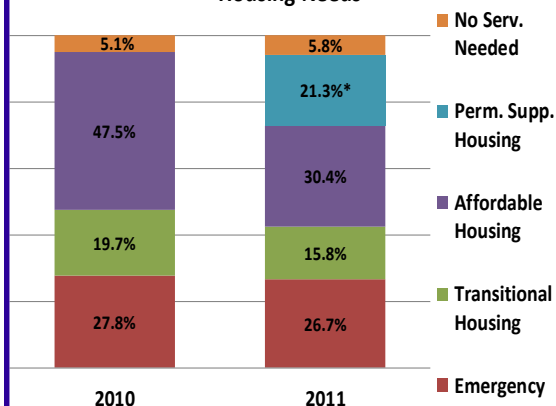
### Institutions respondents have been in:

Drug or Alcohol Abuse Treatment	33.3%
State Hospital/long term care facility	19%
Jail/Prison	81%
Foster Care	10.7%
Other	1.2%

## COMMUNITY NEEDS

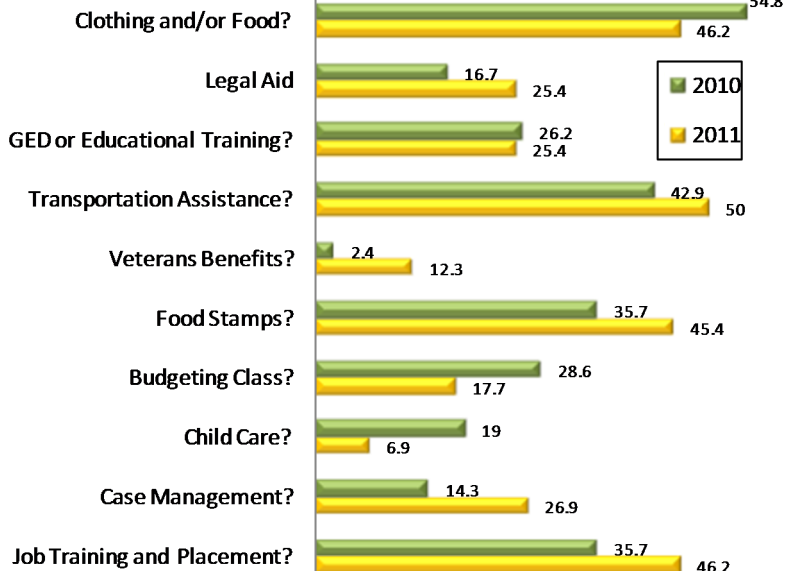


### Housing Needs



\*Permanent Supportive Housing was not an option for respondents in the 2010 Survey

Do not need any services



For questions relating to children's needs respondents reported:

- 66.7% require Children's Health Care
- 33.3% need Child Support
- 50% require TANF
- 50% need WIC
- 33.3% require Tutoring

# Texas Homeless Network



1713 Fortview Road  
Austin TX, 78704  
Phone: 512-482-8270  
Fax: 512-478-9077

Find us on Facebook  
&  
Follow us on Twitter:  
@TXHomeNet

[WWW.THN.ORG](http://WWW.THN.ORG)