
















Macroinvertebrate Identification Key

GROUP 1





















DO NOT TOLERATE POLLUTION

<p>Stonefly nymph</p>  <p>5-35mm</p>	<p>Caddisfly larva</p>  <p>2-40mm</p>	<p>Mayfly nymph</p>  <p>3-10mm</p>	<p>Alderfly nymph</p>  <p>10-25mm</p>	<p>Fishfly larva</p>  <p>5-16mm</p>
<p>Stonefly adult</p>  <p>10-40mm</p>	<p>Caddisfly adult</p>  <p>14-25mm</p>	<p>Mayfly adult</p>  <p>5-25mm</p>	<p>Alderfly adult</p>  <p>24-50mm</p>	<p>Water penny</p>  <p>4-6mm</p>
<p>Hellgrammite (dobsonfly larva)</p>  <p>25-90mm</p>	<p>Freshwater mussel</p>  <p>2-250mm</p>	<p>Pouch snail Gilled Snail Opens on right 2-70mm</p> 	<p>Ramshorn snail</p>  <p>2-70mm</p>	<p>Snipe fly larva</p>  <p>12-18mm</p>

Macroinvertebrate Identification Key

GROUP 2

TOLERATE SOME POLLUTION

<p>Dragonfly larva</p>  <p>15-50mm</p>	<p>Damselfly larva</p>  <p>10-50mm</p>	<p>Water beetle larva</p>  <p>2-6mm</p>	<p>Whirligig beetle</p>  <p>3-15mm</p>	<p>Riffle beetle adult</p>  <p>2-4mm</p>
<p>Dragonfly nymph</p>  <p>30-50mm</p>	<p>Damselfly nymph</p>  <p>10-50mm</p>	<p>Water beetle</p>  <p>3-40mm</p>	<p>Whirligig beetle larva</p>  <p>3-12mm</p>	<p>Water strider</p>  <p>10-25mm</p>
<p>Dragonfly adult</p>  <p>17-200mm</p>	<p>Damselfly adult</p>  <p>25-55mm</p>	<p>Backswimmer</p>  <p>5-16mm</p>	<p>Waterboatman</p>  <p>5-16mm</p>	<p>Cranefly larva</p>  <p>10-25mm</p>
<p>Scud (amphipod)</p>  <p>5-21mm</p>	<p>Crayfish</p>  <p>10-150mm</p>	<p>Water scorpion</p>  <p>20-43mm</p>	<p>Sowbug</p>  <p>5-22mm</p>	<p>Freshwater clam</p>  <p>30-270mm</p>

Macroinvertebrate Identification Key

GROUP 3

TOLERATE POLLUTION











<p>Blackfly larvae</p>  <p>3-12mm</p>	<p>Midge larva</p>  <p>2-15mm</p>	<p>Mosquito larva</p>  <p>1-6mm</p>	<p>Flatworm (planaria)</p>  <p>1-6mm</p>	<p>Freshwater worm</p>  <p>1-30mm</p>
<p>Blackfly adult</p>  <p>2-5mm</p>	<p>Midge adult</p>  <p>3-4mm</p>	<p>Mosquito adult</p>  <p>6-13mm</p>	<p>Leech</p>  <p>5-40mm</p>	<p>Water snail</p>  <p>2-70mm</p>

PHOTO CREDITS

Water penny, Mayfly nymph, Hellgrammite: Ohio Department of Natural Resources

Freshwater clam: Center for Biodiversity, Illinois Department of Natural Resources

Freshwater mussel: Illinois Natural History Survey

Caddisfly larva: © 1999 McKensie

Alderfly adult: © 1999 Thomas Ames Jr.

Fishfly larva: © 2000 Wellfleet Bay Wildlife Sanctuary

Riffle beetle adult, Crayfish, Leech, Water snail: © Jones & Bartlett Publishers

Stonefly nymph, Alderfly nymph, Pouch snail: Illinois Department of Natural Resources

Stonefly adult, Water strider, Waterboatman, Mosquito larva: Bastiaan Drees, Extension Entomology, Texas A&M University

Mayfly adult: Extension Entomology, Texas A&M University Caddisfly adult: © 1996 Blair Nikula, Extension Entomology, Texas A&M University

Scud: museum Victoria

Backswimmer: Peter J. Bryant

Dragonfly adult: Bruno Manunza

Dragonfly larva: © 1997 Forrest Mitchell, The Texas Agricultural Experiment Station

Damselfly nymph: © 2001 D.J. Hollingworth, Department of Animal and Plant Sciences, The University of Sheffield

Water beetle larva: Gerard Visser

Water beetle: © 2000 Cedar Creek Natural History Area, University of Minnesota

Crane fly larva: Jim Rathert

Midge larva, Sowbug: Cliff White

Blackfly larvae: University of Alberta, Department of Biological Sciences

Blackfly adult: Robert Burns, Texas Agricultural Extension Service

Mosquito adult: US Navy Disease Vector Ecology and Control Center

Whirligig beetle: © 2000 Singapore Zoological Gardens Docents

Whirligig beetle larva: Illinois River Watch