


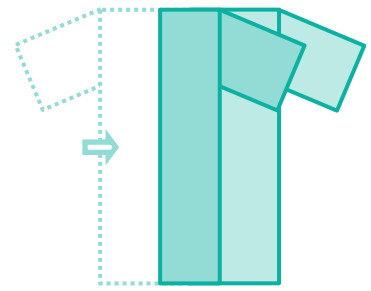
FILING CLOTHES



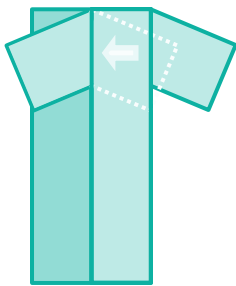
How to fold a T-shirt



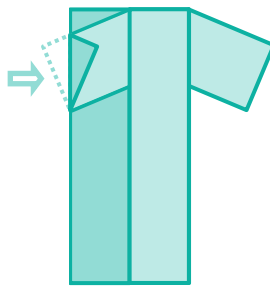
Lay your T-shirt down flat



Fold one third into the middle



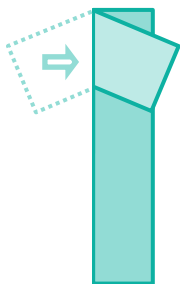
Fold the sleeve back across



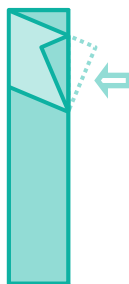
Tuck any leftover sleeve back in



Fold the other third into the middle



Fold the sleeve back across



Tuck any leftover sleeve back in



Fold the rectangle almost in half



Now fold one third up



Then fold the next third up



And you're done! The little parcel should be able to stand upright, ready to file.

LORNA LEIGH LANE



~ For more tips, tricks and free printables, go to www.lornaleighlane.com.au ~