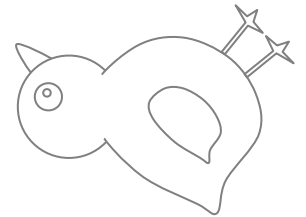






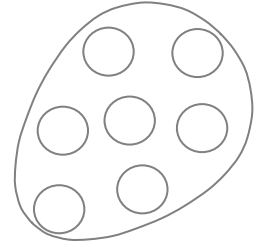

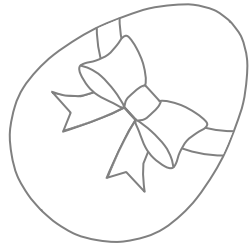
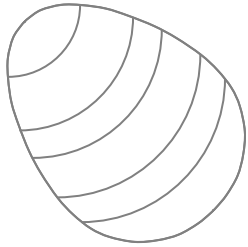


HAPPY·EASTER·HAPPY
EASTER·HAPPY·EASTER



HAPPY·EASTER·HAPPY
EASTER·HAPPY·EASTER

✂ LORNA LEIGH LANE *Easter Paper Chain Craft* ✂

Print as many of these pages as you like and get the kids colouring in. When they're done, cut out each strip and staple, glue or tape each link to the other, creating a paper chain. Then drape all around the house to embrace the Easter festivities!