



Milky Bubble



Molang Valentine

©FEELBUG,yoon,yomzeo

Cross Stitch Pattern

For this freebie, I decided to go with a Valentine theme.

This pattern is fairly easy for any beginner and features once again Molang holding a box of chocolates for a special sweetie!

I hope you enjoy this pattern!



Milky Bubble

Blank Valentine

©FEELBUG.yoon.yomzeo

Cross Stitch Pattern

The size of the finished product may vary depending on what count your aida cloth is.

In the sample photo, I used a 14 count cloth with three strands of floss.

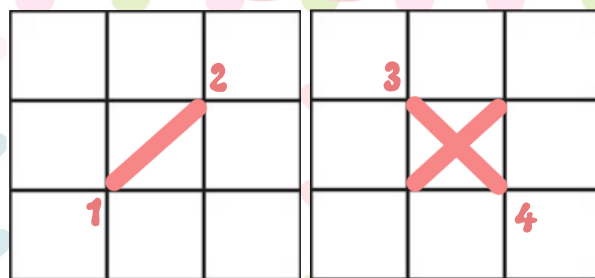
Supplies

Scissors
Embroidery Floss
Aida Cloth
Embroidery or Tapestry Needle
Embroidery Ring

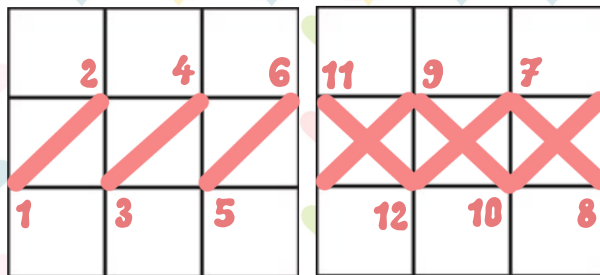
For this pattern we are only using Cross Stitch:

You can use any color you like, I just placed the color chart in this pattern for reference.

Single Square



Stitching in Rows



Milky Bubble



Blank Valentine

©FEELBUG.yoon.yomzeo


Cross Stitch Pattern

Stitch Count: 74w x 52h
Finished Size: 5.87 cm x 4.12 cm (64 ct./inch)
Cloth: Aida
Cloth's Color: Light Pink
of colors: 5 Colors

Color Table (DMC)

Cross Stitch

| | | |
|--|------|----------|
| | 666 | (58 ct) |
| | 938 | (388 ct) |
| | 973 | (43 ct) |
| | 3733 | (73 ct) |
| | 3865 | (387 ct) |





Milky Bubble




Molang Valentine

©FEELBUG.yoon.yomzeo

Cross Stitch Pattern

Notes



Molang ©Feelbug.yoon.yomzeo

Molang Valentine Cross Stitch Pattern

©2017 Christina A./Milky Bubble

**This work is licensed under a Creative Commons
Attribution-NonCommercial
4.0 International License.**

**You may use or modify this pattern for personal projects,
but you cannot sell these patterns
or any works produced from it.
If you repost or share these patterns,
you must give credit to Milky Bubble and link back to this page.**

Also!

**If you share your work on social media,
feel free to tag @milky_bubble on instagram.
I'd love to see your creations!**