

Newbourne Range

Wood Burning and Multifuel
Stoves for the home

Direct air and standard stoves



Warming your world

NEWBOURNE RANGE

Bring your living room to life with a wood burning or multifuel stove

The Newbourne Wood Burning and Multifuel Range offers a collection of British-designed stoves featuring both freestanding and inset models, with heat outputs up to 8kW.

This superb collection has been designed not only as attractive appliances for the home but also as high performance stoves, able to meet the environmental requirements of today and tomorrow and approved for use in smoke control areas throughout the UK. The Newbourne Range offers contemporary and sleek designs with the latest technology in primary air control plus a secondary air wash which effectively keeps the fire window clean, and tertiary air to ensure a clean burn high-efficiency performance, whether burning wood or smokeless fuel.

This year the standard Newbourne 35FS and 40FS fireboxes have been upgraded to exceed the latest Ecodesign standards and for highly insulated homes, the brand new Direct Air Newbourne 35FS and 40FS are available allowing connection to an outside air supply.

There is nothing quite like a living flame fire to make a room warm and cosy, where you can appreciate and enjoy the mesmerising dancing flames and wonderful heat that these stoves can produce. But not only will a Newbourne Multifuel stove give superb performance and a long, trouble-free life, they are supported by a **5-year manufacturer's guarantee***, so you know in choosing a Newbourne model from Pevex, you will always have peace of mind.

*Terms and conditions apply

CONTENTS

FREESTANDING STOVES

- 4. NEWBOURNE 35FS **NEW**
- 6. NEWBOURNE 40FS **NEW** /50FS/60FS RANGE
- 8. NEWBOURNE 40FS/50FS/60FS PANORAMA RANGE
- 10. NEWBOURNE 35FS DIRECT AIR **NEW**
- 12. NEWBOURNE 40FS DIRECT AIR **NEW**
- 14. NEWBOURNE 40i INSET MULTIFUEL
- 14. OPTIONAL EXTRAS



NEWBOURNE 40FS DIRECT AIR SHOWN IN DEBENHAM SURROUND

NEWBOURNE 35FS ECODESIGN 2-5kW



Small in size, but big in performance, the 35FS offers excellent output of 4.6kW nominal heat

The smallest multifuel stove in the Newbourne Range, making it ideal for installation into small fireplaces and today's smaller homes.

Although small in size, it is big in features with an impressive 82.6% efficiency, stylish good looks and excellent heat output. A full size curved door and large viewing window gives an impressive view of the fire burning beautifully yet efficiently in the fire chamber. With a portrait design, the stove is ideal for installation in canal boats, townhouses or country cottages, and fits a minimum fireplace opening of 18" x 26" height, whether installed into a fireplace or a free-standing situation, to warm your home and heart.

Newbourne 35FS available with a 200mm or 400mm high logstore option (illustrated to the right).

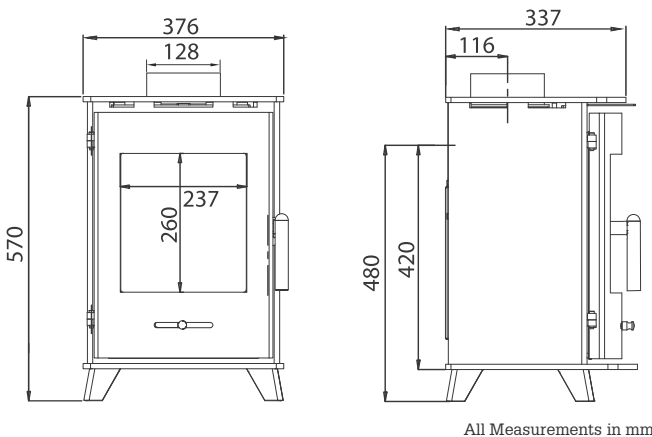
Options

- Available with 110mm and 160mm leg lengths
- Optional rear heat shield to reduce clearance to combustibles to 150mm
- Available with 200mm or 400mm high logstore

Features

- OUTPUT RANGE OF 2-5KW
- NOMINAL OUTPUT: 4.6KW
- 82.6% EFFICIENCY
- DESIGNED FOR MULTIFUEL USE
- COOL TOUCH CHROME HANDLE
- 260MM LOG LENGTH
- PEVEX CLEAN BURN TECHNOLOGY
- CONVECTION TOP PLATE
- SUITABLE FOR USE IN SMOKE CONTROL AREAS
- ECODESIGN READY
- A+ ENERGY EFFICIENCY

Newbourne 35FS Dimensions



MULTIFUEL, FREESTANDING STOVES

NEWBOURNE 40FS ECODESIGN 3-6kW NEW
NEWBOURNE 50FS 4-7kW
NEWBOURNE 60FS 4-9kW

Clean burn performance available in 3 outputs, with up to an impressive 82.7% efficiency

Stylishly designed in the UK and beautifully made, these stoves will look fabulous in your fireplace with its wonderfully curved door offering a remarkable large picture window of the fire burning lazily in the fire chamber.

With simple to operate air slider controls and built-in tertiary air, the Newbourne stove offers clean burn performance with efficiencies up to 82.7% whilst producing a lovely warming radiant and convection heat, leaving you delighted and entirely satisfied.

The range includes 200mm and 400mm high logstore options (illustrated below).

Options

- Available with 110mm and 160mm leg lengths
- Optional rear heat shield to reduce clearance to combustibles to 180mm
- Available with 200mm or 400mm high logstore

Features

- OUTPUT RANGE OF 3-9KW
- NOMINAL OUTPUT: 40FS 5KW; 50FS 5.5KW; 60FS 7KW
- CLEAN BURN WITH EFFICIENCIES UP TO 82.7%
- DESIGNED FOR MULTIFUEL USE
- HEAVY-DUTY CONSTRUCTION
- EN13240 AND SEA APPROVED
- COOL TOUCH CHROME HANDLE
- CONVECTOR TOP PLATE
- BUILT-IN AIRWASH
- SUITABLE FOR USE IN SMOKE CONTROL AREAS
- 40FS: ECODESIGN READY

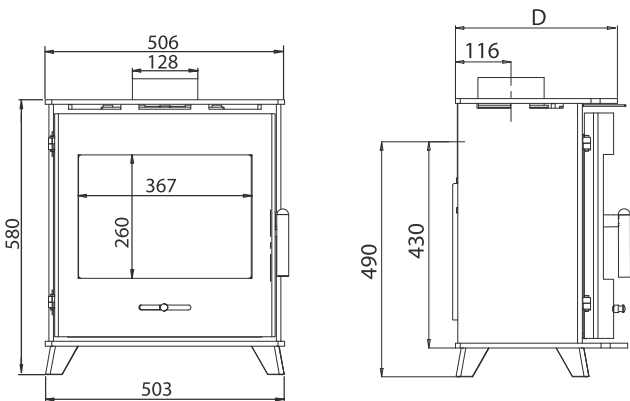


NEWBOURNE 40FS ECODESIGN

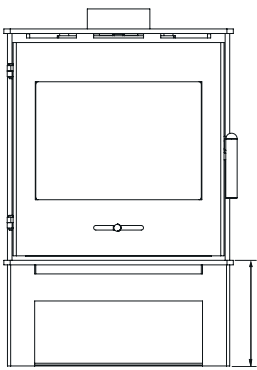


NEWBOURNE 40FS ECODESIGN ON 400MM HIGH LOGSTORE STAND

Newbourne 40FS, 50FS & 60FS Dimensions



40FS D = 338mm 50FS D = 377mm 60FS D = 434mm
All Measurements in mm



200mm & 400mm high logstore stand available



NEWBOURNE 40FS ECODESIGN ON STANDARD 60MM LEGS



NEWBOURNE 40FS ECODESIGN ON 200MM HIGH LOGSTORE

MULTIFUEL, FREESTANDING STOVES

NEWBOURNE 40FS PANORAMA 3-6kW
NEWBOURNE 50FS PANORAMA 4-7kW
NEWBOURNE 60FS PANORAMA 4-9kW



Enjoy your fire from any angle with the large panoramic front and side windows

Featuring large panoramic front and side windows, the Newbourne Panorama Range has been designed to be a stunning addition to any room.

The Newbourne Panorama is an ideal choice for a freestanding installation or in larger open fireplaces where the fire in the fire chamber can be seen and enjoyed through the front and side windows. Available with high-performance nominal output of up to 7kW. You will be mesmerised and enchanted by viewing the dancing flames from each direction, making this a stunning addition to your room and home.

200mm or 400mm high logstores are available to order (illustrated below).

Options

- Available with 110mm and 160mm leg lengths
- Optional rear heat shield to reduce clearance to combustibles to 180mm
- Available with 200mm or 400mm high logstore

Features

- OUTPUT RANGE OF 4-8KW
- NOMINAL OUTPUT: 40FS 5KW; 50FS 5.5KW; 60FS 7KW
- CLEAN BURN WITH EFFICIENCIES UP TO 80%
- DESIGNED FOR MULTIFUEL USE
- HEAVY-DUTY CONSTRUCTION
- COOL TOUCH CHROME HANDLE
- CONVECTOR TOP PLATE
- STAY-CLEAN SIDE WINDOWS
- BUILT-IN AIRWASH
- EN13240 AND SEA APPROVED

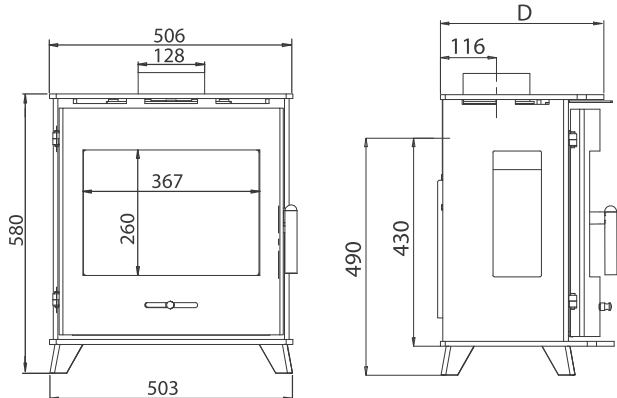


NEWBOURNE 50FS PANORAMA

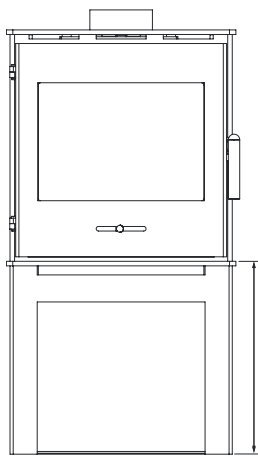


NEWBOURNE 40FS PANORAMA ON 400MM HIGH LOGSTORE STAND

Newbourne 40FS, 50FS & 60FS Dimensions



40FS D = 338mm 50FS D = 377mm 60FS D = 434mm
All Measurements in mm



200mm & 400mm high logstore stand available

200mm & 400mm high optional logstore available



NEWBOURNE 40FS PANORAMA ON 160MM LEGS



NEWBOURNE 40FS PANORAMA ON 200MM HIGH LOGSTORE

NEWBOURNE 35FS DIRECT AIR 2-6kW



The New Newbourne 35FS wood-burning stove with its portrait design can be fitted into narrower fireplaces but still provides a very useful 4.5kW of heat output.

A fresh air connection can be made to an external air supply for modern highly insulated houses if required.

A very pretty small modern stove with its gently curving door and large window allowing wonderful views of the dancing swirling flames.

An efficiency of 80.7% and suitable for use in smokeless zones as well as exceeding Ecodesign requirements, this stove is designed for now and the future.

Optional logstores, 3 different leg lengths and stainless steel and wooden handles allows customisable flexibility.

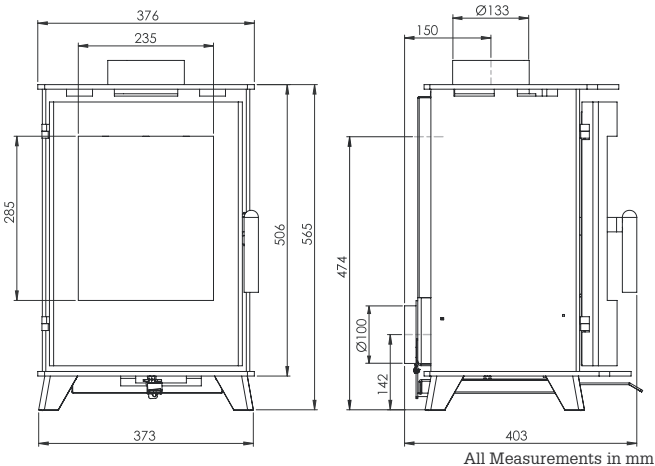
Options

- Available with 110mm and 160mm leg lengths
- Available with 200mm or 400mm high logstore

Features

- OUTPUT RANGE OF 3-6KW
- NOMINAL OUTPUT: 4.6KW
- 80.7% EFFICIENCY
- COOL TOUCH CHROME HANDLE
- 260MM LOG LENGTH
- CONVECTION TOP PLATE
- PEVEX CLEAN BURN TECHNOLOGY
- SUITABLE FOR USE IN SMOKE CONTROL AREAS
- ECODSIGN READY
- A+ ENERGY EFFICIENCY

Newbourne 35FS Direct Air Dimensions



NEWBOURNE 35FS DIRECT AIR SHOWN IN 54" LANGHAM HONED GRANITE SURROUND



FREESTANDING STOVES

NEWBOURNE 40FS DIRECT AIR 3-7kW



The Newbourne 40FS Direct Air (5kW) is the latest addition to our range allowing installation to an outside air supply.

A fantastic improved larger window allows uninterrupted picture views of the lazy twirling flames burning in the efficient firebox. With an efficiency exceeding 80% and achieving Ecodesign requirements, this stove offers attractive, modern and a stylish addition to any living room.

Options include 3 different leg lengths, 2 sizes of log stores and stainless steel and wooden handles.

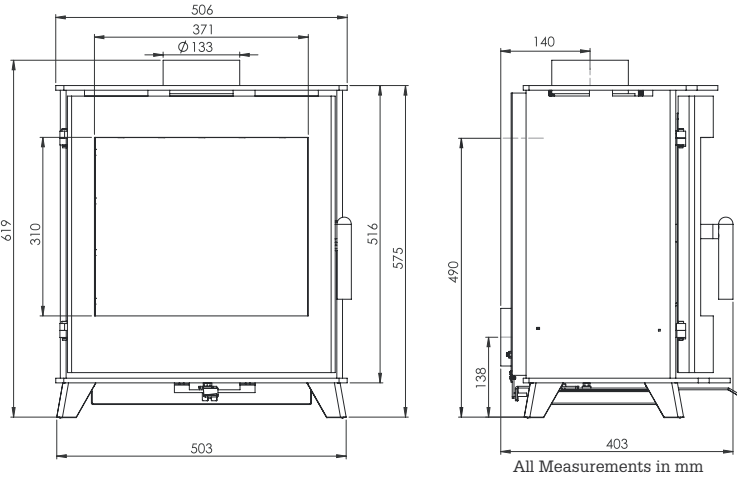
Options

- Available with 110mm and 160mm leg lengths
- Available with 200mm or 400mm high logstore

Features

- | | |
|----------------------------|---|
| ▪ OUTPUT RANGE OF 3-7KW | ▪ CONVECTOR TOP PLATE |
| ▪ NOMINAL OUTPUT: 5KW | ▪ BUILT-IN AIRWASH |
| ▪ 80.5% EFFICIENCY | ▪ SUITABLE FOR USE IN SMOKE CONTROL AREAS |
| ▪ HEAVY-DUTY CONSTRUCTION | ▪ ECODESIGN APPROVED |
| ▪ EN13240 AND SEA APPROVED | ▪ A ENERGY EFFICIENCY |
| ▪ COOL TOUCH CHROME HANDLE | |

Newbourne 40FS Direct Air Dimensions



NEWBOURNE 40FS DIRECT AIR SHOWN IN 54" DEBENHAM LIMESTONE SURROUND

MULTIFUEL, INSET STOVE

NEWBOURNE 40i INSET 3-6kW



A striking inset stove featuring simple operation

Offering an impressive 4.5kW nominal output of clean burn performance, with a built-in air wash to ensure that the fire window remains clean throughout the stove's use.

The Newbourne 40i Inset offers the same strikingly good looks and simple operation as the Newbourne freestanding range but with the advantage that it is designed to fit directly into an existing 16" x 22" British fireplace opening and will instantly improve the look and efficiency compared with the existing open fire*.

The Newbourne 40i Inset offers 4.5kW output, a large picture window, multifuel use, convection side legs and top plate, clean burn performance with built-in tertiary air and easy to use air controls.

Easy installation, and can be installed with or without a flue liner.

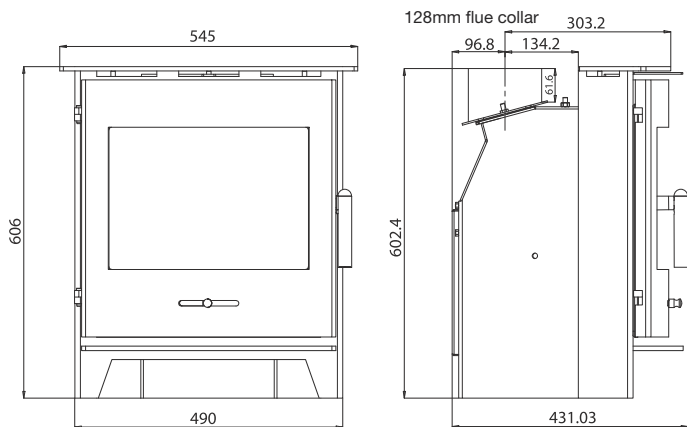
*Existing fireplace must be suitable for solid fuel use.

Options

- Optional offset flue adaptor available



Newbourne 40i Dimensions



Features

- OUTPUT RANGE OF 3-6KW
- NOMINAL OUTPUT: 4.5KW
- CLEAN BURN WITH EFFICIENCIES UP TO 80%
- DESIGNED FOR MULTIFUEL USE
- COOL TOUCH CHROME HANDLE
- BUILT-IN AIRWASH
- CONVECTION SIDES AND TOP PLATE
- EN 13229 AND SEA APPROVED
- SUITABLE FOR USE IN SMOKE CONTROL AREAS



NEWBOURNE 40i INSET

NEWBOURNE OPTIONAL EXTRAS

Optional extras are available on all models, from stove stands designed to elevate the stove for easier loading and storage of logs, to a choice of black or brushed steel handles and knobs.




Handle and air controls

All Newbourne Stoves are fitted with chrome cool-to-touch door handle and matching air controls as standard. These are available to order in black, brushed steel or wooden handle options.



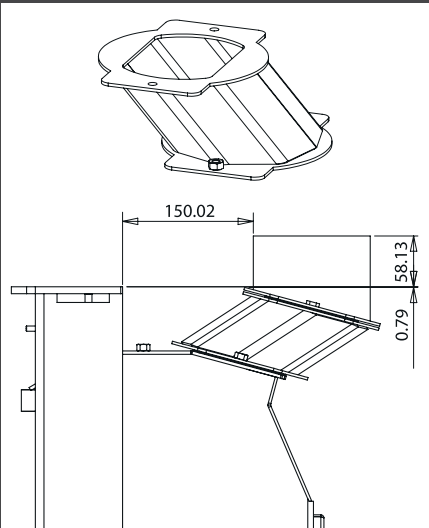
Logstore Stands

Freestanding Newbourne Stoves are available with a stand. This optional stand allows for easier access and loading and is available in 200mm and 400mm heights.



Optional leg heights

Three different leg heights can be specified to elevate your stove – 60mm standard height with options of 110mm and 160mm available.



40i Flue Collar Offset Extension Adapter

Allows the flue collar to be set back 150mm behind the stove.

Pevex Stoves are one of the leading innovators in the design and manufacture of wood burning and solid smokeless fuel stoves in the UK.

Pevex Multifuel Stoves are designed as attractive, heating appliances for both traditional and contemporary homes. They are able to meet the environmental requirements of today and tomorrow with the Newbourne range suitable for use in smoke control areas.

With a wide choice of outputs of freestanding, stoves and an inset model, there is sure to be a stove that will suit your preference, allowing you to just sit back, relax and enjoy the wonderful warming heat and mesmerising flames through the stoves large glass windows.

And just to show you how confident we are of our product's quality, every stove carries a **5-year guarantee** (Terms and conditions apply).



DESIGNED
IN THE UK



Your PEVEX dealer is:



Warming your world



facebook.com/pevexstoves