

The American Driving Society
PRELIMINARY LEVEL TEST 1 (1994)

ENTRY NUMBER: _____

[Presentation on the Move]

FOR USE BY SCRIBE ONLY:

GAITS AND MOVEMENTS

Working walk and trot
 Lengthened walk
 Lengthened trot
 Halt from walk or trot
 20m. half circle
 Rein back

Color of horse _____

Distinguishing markings _____

INSTRUCTIONS

Horse must show correct longitudinal and lateral bend and increased activity of haunches. Transitions may be made through the walk.

MOVEMENT	TEST	DIRECTIVE IDEAS	MAX PTS	POINTS	REMARKS
1	A X	Enter working trot Halt, salute	Straightness on centerline, transition, quality of halt	10	
2	X C	Proceed working trot Track left	Transition, quality of trot and turns at C & H	10	
3	K	Half circle left 20m returning to track at H	Quality of trot & figure, consistent rhythm, suppleness	10	
4	HMF	Working trot	Quality of trot, consistent rhythm	10	
5	F MCH	Half circle right at 20m returning to track at M Working trot	Quality of trot, consistent rhythm, suppleness	10	
6	HXF F	Lengthened trot Working trot	Straightness, balance in transitions, lengthening of frame & stride, consistent rhythm	10	
7	KXM M	Lengthened trot Working trot	Straightness, balance in transitions, lengthening of frame & stride, consistent rhythm	10	
8	C to H H to B B	Working walk Lengthened walk Working walk	Balance in transitions, lengthening of frame and stride	10 x 2	
9	Bet. B & F FAX	Develop working trot Working trot	Balance in transition, quality of trot	10	
10	X	Halt 3 to 5 sec.	Quality of halt, obedience & balance	10	
11	X	Rein back 3 to 4 steps Proceed at working walk	Willingness & acceptance of aids, straightness	10	
12	X to G G	Working walk Halt, salute	Quality of walk & halt	10	

LEAVE ARENA AT WORKING TROT

COLLECTIVE REMARKS

GAITS	Freedom and regularity. If team or pair: maintenance of even pace and equality of work.	10 x 2		
IMPULSION	Desire to move forward. Elasticity of steps. Relaxation of back. Engagement of hindquarters.	10 x 2		
SUBMISSION	Acceptance of the bit. Correctness in lateral bend. Attention and confidence. Calmness, lightness and ease of movements.	10 x 2		
DRIVER	Use of aids, handling of reins, whip and voice. Driver's position.	10 x 2		
PRESENTATION	Appearance of driver and grooms: cleanliness, fitness, matching, and condition of horses, harness and vehicle	10		

- Points
- 10 Excellent
 - 9 Very Good
 - 8 Good
 - 7 Fairly Good
 - 6 Satisfactory
 - 5 Marginal
 - 4 Insufficient
 - 3 Fairly Bad
 - 2 Bad
 - 1 Very Bad
 - 0 Not Executed

- Errors
- Error in course or groom dismounting:
- 1st incident = 5 points
 - 2nd incident = 10 points
 - 3rd incident = Elimination
- Disobedience:
- 1st incident = 5 points
 - 2nd incident = 10 points
 - 3rd incident = Elimination

Maximum Points: 220

Total points given: _____

Factor: x 0.727 _____

Factored points: 160 minus _____ =

Penalties

+ _____ Errors

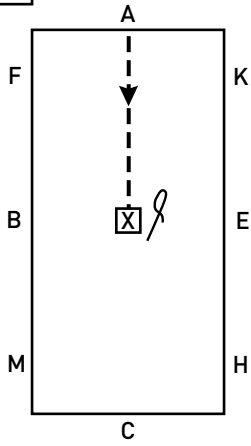
Judge's Signature: _____

Position: _____

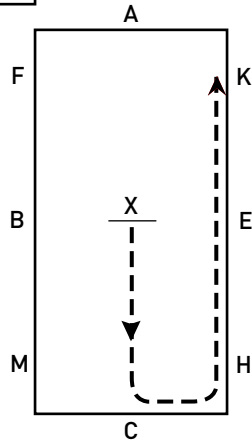
The American Driving Society
PRELIMINARY LEVEL TEST 1 (1994)

Name of Competition _____

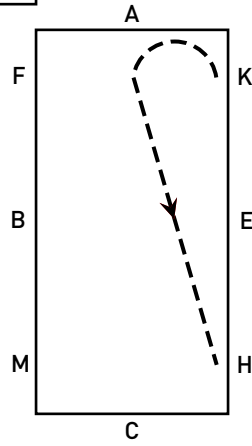
1



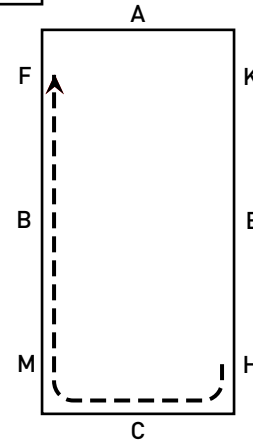
2



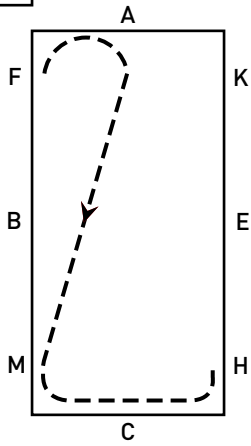
3



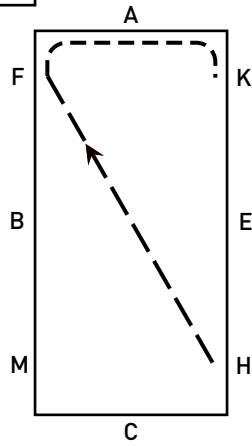
4



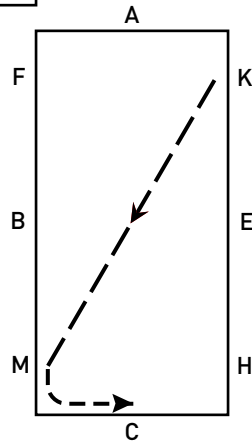
5



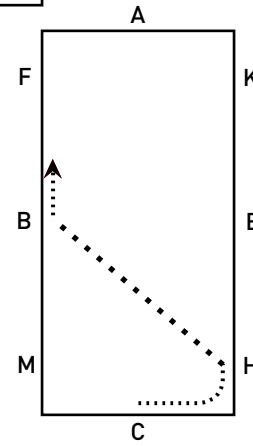
6



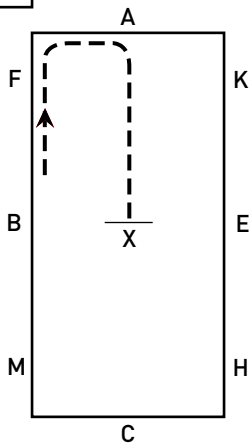
7



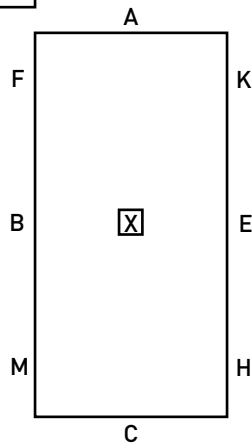
8



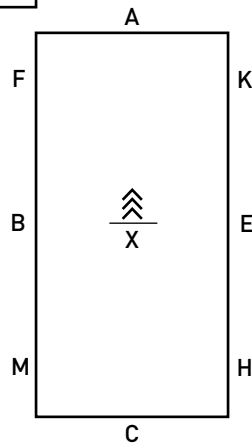
9



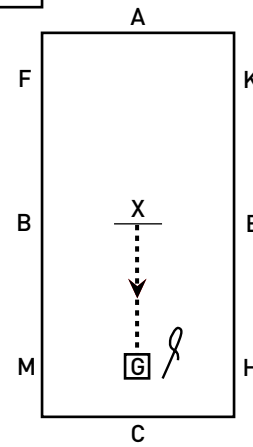
10



11



12



PURPOSE

To establish that the horse has acquired a greater degree of balance and suppleness in addition to the rhythmical, free forward movement expected at the Training Level. While consistently working towards the bit, the horse exhibits more activity of the haunches in his movement. To be demonstrated in: lengthened walk and lengthened trot. The rein back should show a greater degree of submission than expected at Training Level.

CONDITIONS

40 x 80 meter arena (exception Tandems and Four-in-Hands)
 Average driving time: 6 minutes

FOR JUDGING PURPOSES ONLY

If not clearly defined, each movement ends at the beginning of the next movement.

GAITS AND MOVEMENTS

- Working walk and trot
- Lengthened walk
- Lengthened trot
- Halt from walk or trot
- Rein back
- 30m circle
- 20m circle
- Serpentine of 3 loops

PRELIMINARY LEVEL TEST 2 (1994)

[Presentation on the Move]

FOR USE BY SCRIBE ONLY:

Color of horse _____

Distinguishing markings _____

INSTRUCTIONS

Horse must show correct longitudinal and lateral bend and increased activity of haunches. Transitions may be made through the walk.

MOVEMENT	TEST	DIRECTIVE IDEAS	MAX PTS	POINTS	REMARKS
1	A X	Enter working trot Halt, salute	Straightness on centerline, transition, quality of halt	10	
2	X C	Proceed working trot Track right	Transition, quality of trot and turns at C & M	10	
3	B	Circle right 30m.	Quality of trot & figure, consistent rhythm, suppleness	10	
4	B	Half circle right 20m. returning to track at M	Quality of trot & figure, consistent rhythm, suppleness	10	
5	M to E	Working trot	Rhythm & quality of trot	10	
6	E	Circle left 30m.	Quality of trot & figure	10	
7	E	Half circle left 20m. returning to track at H	Quality of trot & figure, consistent rhythm, suppleness	10	
8	C M to E E	Working walk Lengthened walk Working walk	Balance in transitions, lengthening of frame and stride, elasticity	10 x 2	
9	Bet. E & K K to A	Develop working trot Working trot	Balance in transition, quality of trot	10	
10	A to C	Serpentine of 3 loops	Quality of trot & figure, suppleness, rhythm	10	
11	HXF F	Lengthened trot Working trot	Straightness & balance of transitions, lengthening of frame & stride, consistent rhythm	10	
12	A X	Down centerline Halt 3 to 5 sec.	Quality of trot & halt	10	
13	X	Rein back 3 to 4 steps Walk forward	Willingness & acceptance of aids, straightness	10	
14	X to G G	Working walk Halt, Salute	Quality of walk & halt	10	

LEAVE ARENA AT WORKING TROT

COLLECTIVE REMARKS

GAITS	Freedom and regularity. If team or pair: maintenance of even pace and equality of work.	10 x 2		
IMPULSION	Desire to move forward. Elasticity of steps. Relaxation of back. Engagement of hindquarters.	10 x 2		
SUBMISSION	Acceptance of the bit. Correctness in lateral bend. Attention and confidence. Calmness, lightness and ease of movements.	10 x 2		
DRIVER	Use of aids, handling of reins, whip and voice. Driver's position.	10 x 2		
PRESENTATION	Appearance of driver and grooms: cleanliness, fitness, matching, and condition of horses, harness and vehicle	10		

- Points
- 10 Excellent
 - 9 Very Good
 - 8 Good
 - 7 Fairly Good
 - 6 Satisfactory
 - 5 Marginal
 - 4 Insufficient
 - 3 Fairly Bad
 - 2 Bad
 - 1 Very Bad
 - 0 Not Executed

- Errors
- Error in course or groom dismounting:
- 1st incident = 5 points
 - 2nd incident = 10 points
 - 3rd incident = Elimination
- Disobedience:
- 1st incident = 5 points
 - 2nd incident = 10 points
 - 3rd incident = Elimination

Maximum Points: 240

Total points given: _____

Factor: x 0.667 _____

Factored points: 160 minus _____ = _____ Penalties

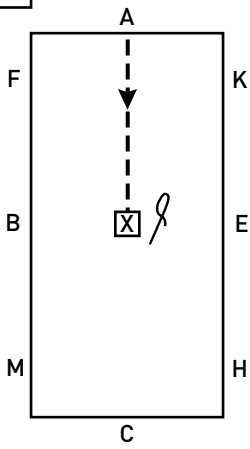
+ _____ Errors

Judge's Signature: _____ Position: _____

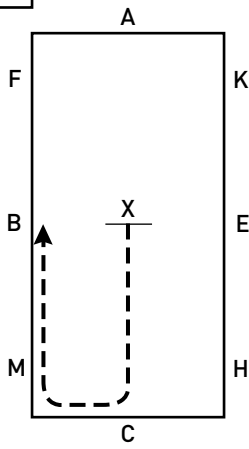
The American Driving Society
PRELIMINARY LEVEL TEST 2 (1994)

Name of Competition _____

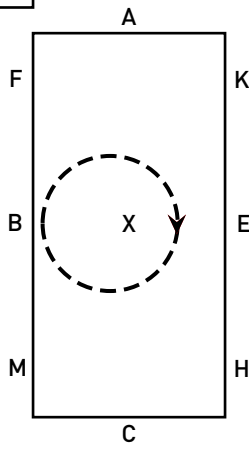
1



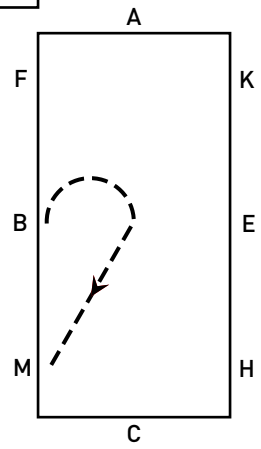
2



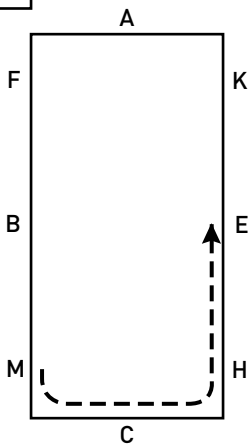
3



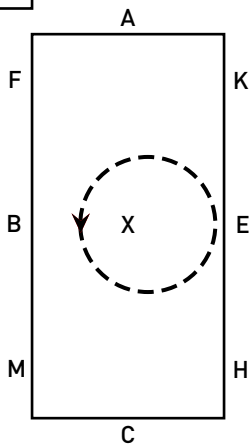
4



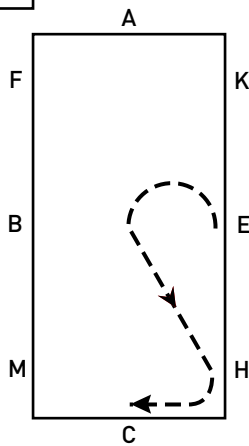
5



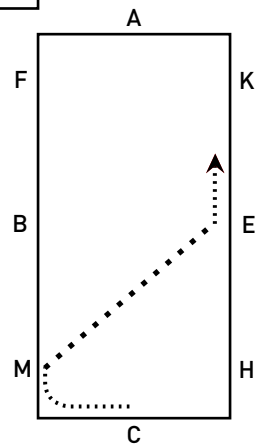
6



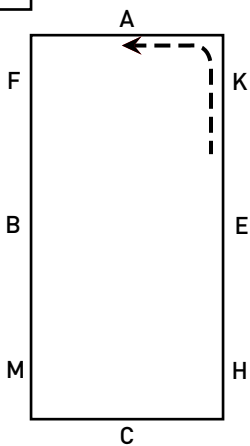
7



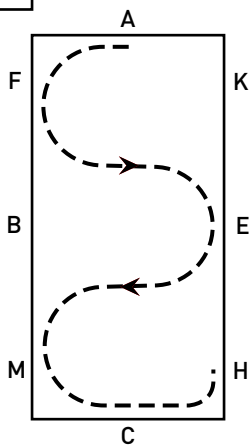
8



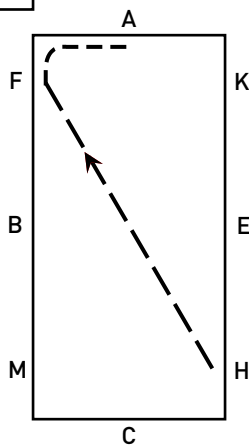
9



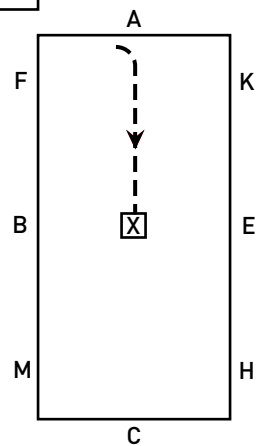
10



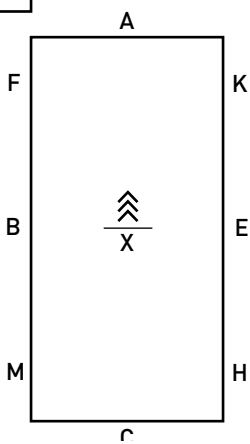
11



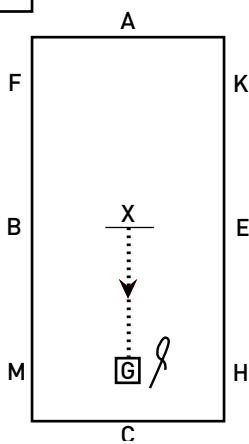
12



13



14



PURPOSE

To establish that the horse has acquired a greater degree of balance and suppleness in addition to the rhythmical, free forward movement expected at the Training Level. While consistently working towards the bit, the horse exhibits more activity of the haunches in his movement. To be demonstrated in: lengthened walk and lengthened trot. The rein back should show a greater degree of submission than expected at Training Level.

CONDITIONS

40 x 80 meter arena (exception Tandems and Four-in-Hands)
 Average driving time: 6 1/2 minutes

FOR JUDGING PURPOSES ONLY

If not clearly defined, each movement ends at the beginning of the next movement.

BRITISH CARRIAGEDRIVING



Novice Dressage Test 100 (2013)

Arena size: 100 x 40 metres

Novice Dressage Test 80 (2013)

Arena size 80 x 40 metres

The dressage test sheet is identical for both Test 100 and Test 80.
The movement diagrams vary slightly, because of the different proportions of the arenas.

This document contains:

Dressage test sheet (applicable for Test 100 and Test 80)

Test 80 movement diagram from C (2 pages)

Test 100 movement diagram form C (2 pages)

Test 80 movement diagram from A (2 pages)

Test 100 movement diagram from A (2 pages)

**PLEASE CONSIDER THE ENVIRONMENT
ONLY PRINT THE PAGES YOU ACTUALLY NEED**

This Dressage Test is Copyright © British Carriagedriving

This test and its associated diagrams is for personal use by British Carriagedriving members.
It may not be copied, reproduced or sold in any form without permission from
British Carriage Driving Ltd.

Please contact email@britishcarriagedriving.co.uk or telephone +44 (0)845 643 2116

British Carriagedriving DRESSAGE TEST NOVICE 80/100 (2013)

Arena size: 80x40m and 100x40m

Scheduling interval: 10 minutes

The scale of Marks is as follows:	
10 Excellent	4 Insufficient
9 Very good	3 Fairly bad
8 Good	2 Bad
7 Fairly good	1 Very bad
6 Satisfactory	0 Not performed
5 Sufficient	

Penalties:
Errors of Course, Disobedience and Dismounting of Grooms are penalised as follows:
1st incident - 5 penalty points
2nd incident - 10 penalty points
3rd incident - Elimination

COMPETITOR NUMBER

MOVEMENT		TO BE JUDGED	MARK	REMARKS
1	A X G	Enter at Working Trot Halt Salute Proceed at Working Trot		
2	GCMR RXV VK	Working Trot Progressive transition to Extended Trot Working Trot		
3	KADX X	Working Trot Circle left 20m diameter		
4	X XIG	Working Trot. Circle right 20m diameter Working Trot		
5	GCHS SXP PF	Working Trot Progressive transition to Extended Trot Working Trot		
6	FAK	Walk		
7	KV VES S	Working Trot Working Trot. Reins in one hand Reins at will		
8	SHC C CMR	Working Trot 20m circle right in Collected Trot Working Trot		
9	RXV	Walk		
10	VKA A AF	Working Trot 20m circle left in Collected Trot Working Trot		
11	FP PBR R	Working Trot Working Trot. Reins in one hand. Reins at will.		
12	RMC HSEX	Working Trot		
13	X	Halt 8 seconds, followed by Rein Back 4 steps		
14	XBP FAD	Working Trot		
15	DXG G	Progressive transition to Extended Trot Progressive transition to Halt. Salute. Leave arena at working trot		
16		Paces		
17		Impulsion		
18		Obedience, lightness		
19		Driver		
20		Presentation		

Maximum Points: 200

Coefficient = 0.8

TOTAL

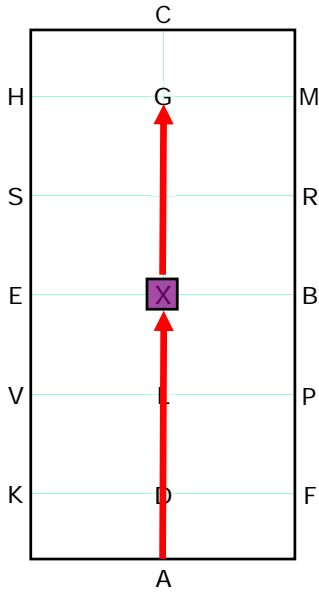
Errors of Course, Disobedience and Dismounting of Grooms
To be marked on the President of the Jury's sheet only

Signature of Judge at

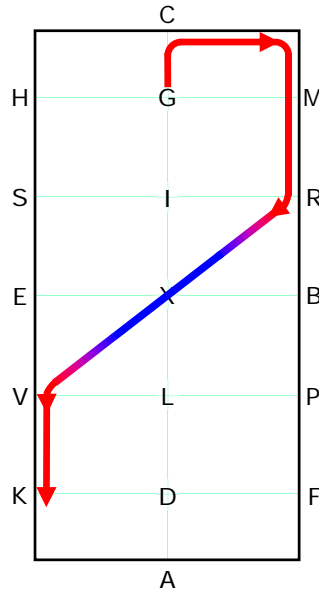
TOTAL

.....
Signature of President of Jury

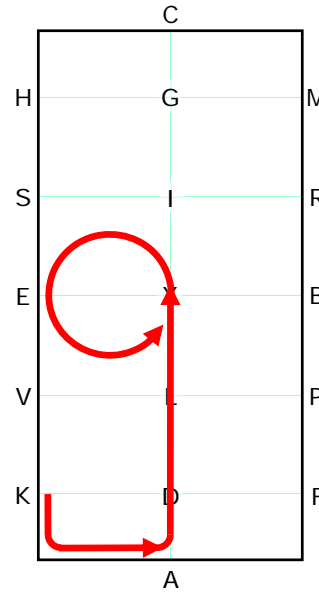
1



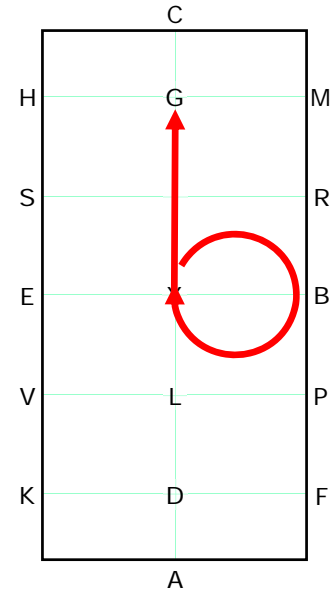
2



3



4



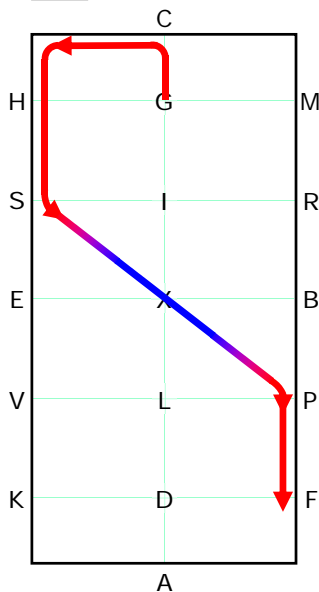
- A Enter at working trot
- X Halt. Salute.
- XG Proceed at working trot

- GCMR Working trot
- RXV Progressive transition to extended trot
- VK Working trot

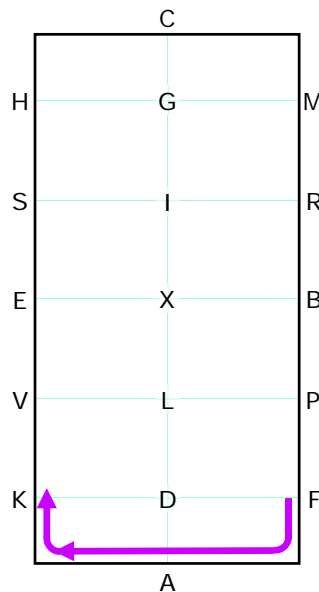
- KADX Working trot
- X Circle left 20m diameter

- X Working trot
- Circle right 20m diameter
- XIG Working trot

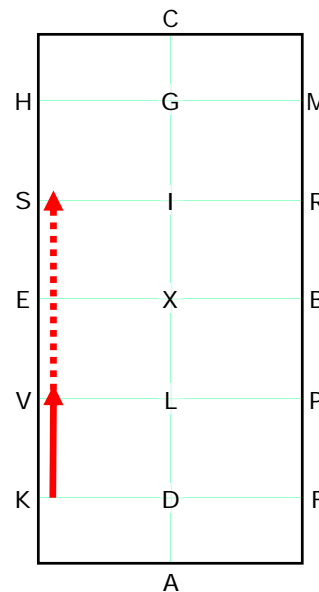
5



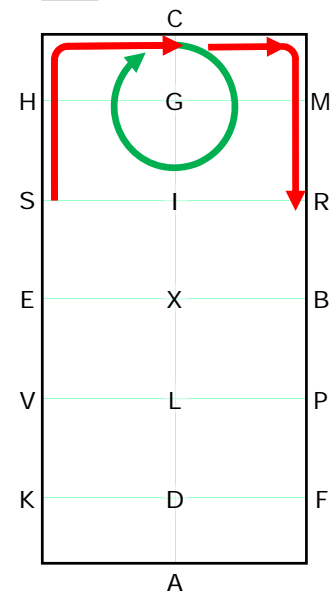
6



7



8

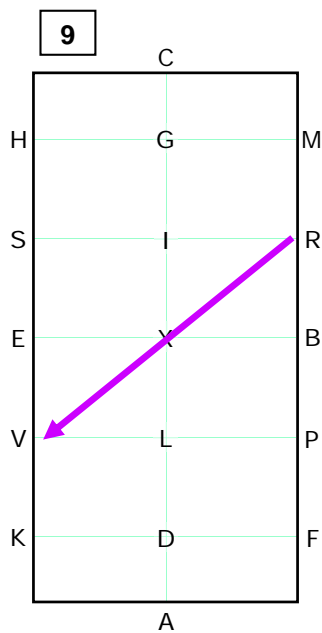


- GCHS Working trot
- SXP Progressive transition to extended trot
- PF Working trot

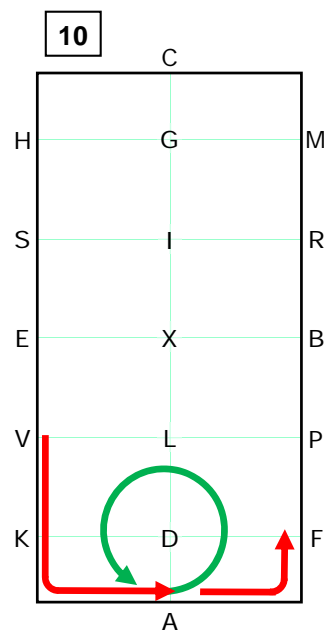
- FAK Walk

- KV Working trot
- VES Reins in one hand
- S Reins at will

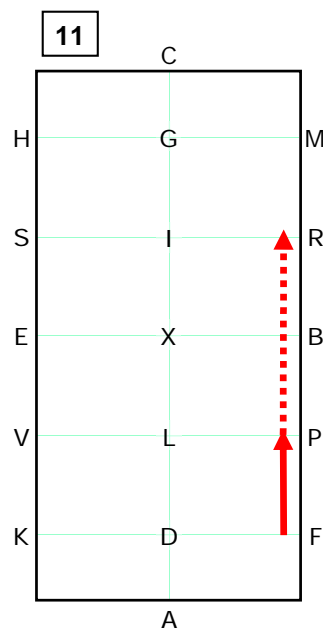
- SHC Working trot
- C 20m circle right collected trot
- CMR Working trot



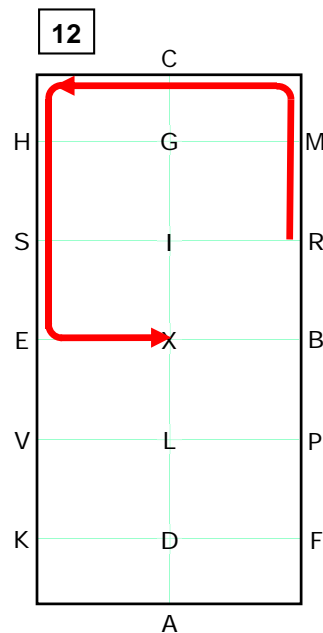
RXV Walk



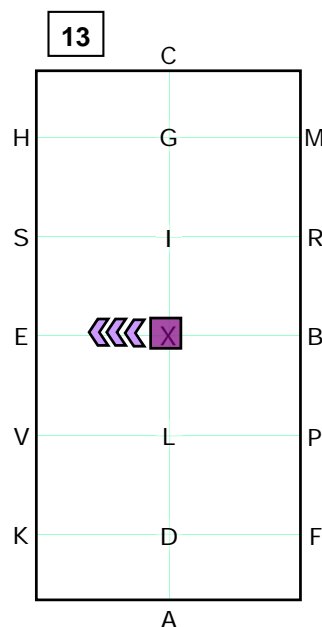
VKA Working trot
A 20m circle left
Collected trot
AF Working trot



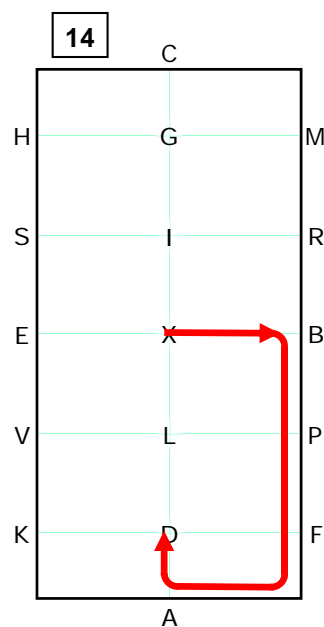
FP Working trot
PBR Reins in one hand
R Reins at will



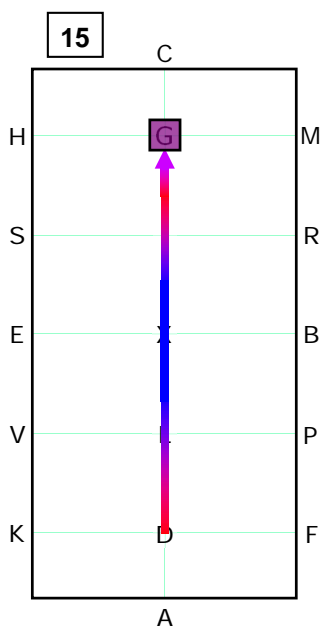
RMC Working trot
HSEX



X Halt 8 seconds
Rein back 4 steps



XBP Working trot
FAD

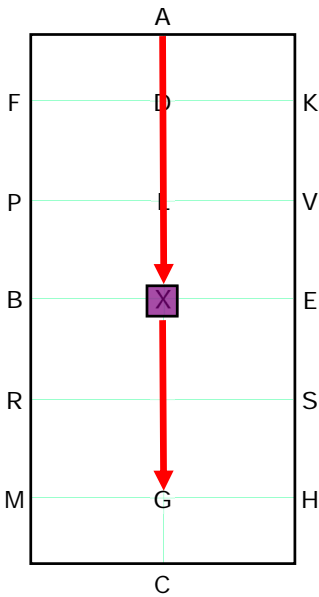


DXG Progressive transition to extended trot
G Progressive transition to halt. Salute.

COLOUR CODE

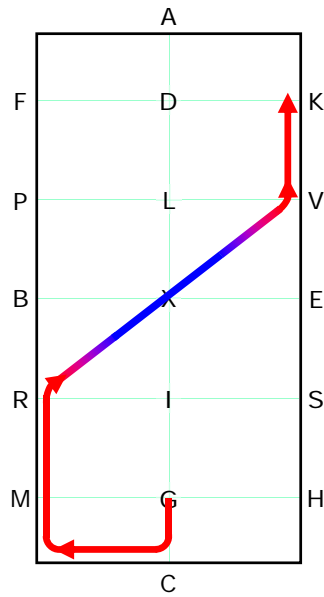
- WALK
- COLLECTED TROT
- WORKING TROT
- EXTENDED TROT
- ONE HANDED
- HALT
- REIN BACK

1



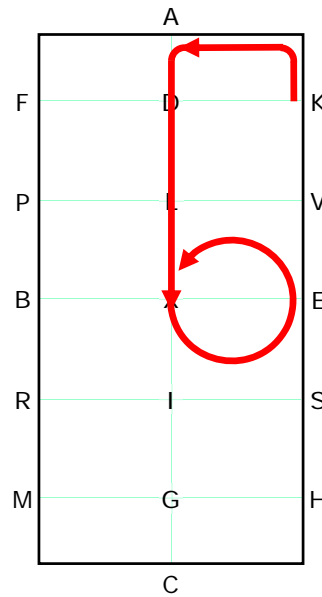
A Enter at working trot
X Halt. Salute.
XG Proceed at working trot

2



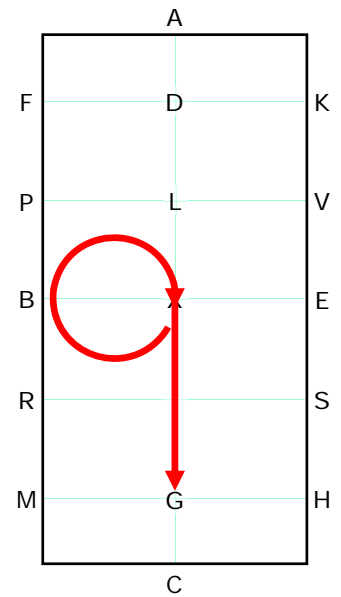
GCMR Working trot
RXV Progressive transition to extended trot
VK Working trot

3



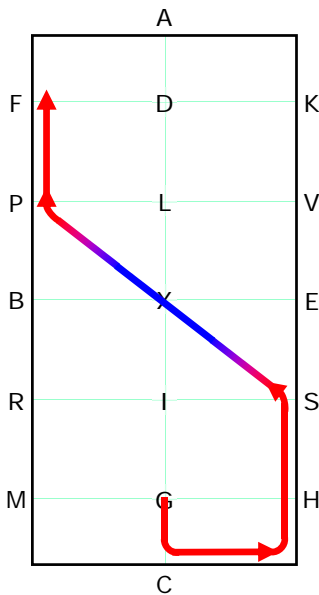
KADX Working trot
X Circle left 20m diameter

4



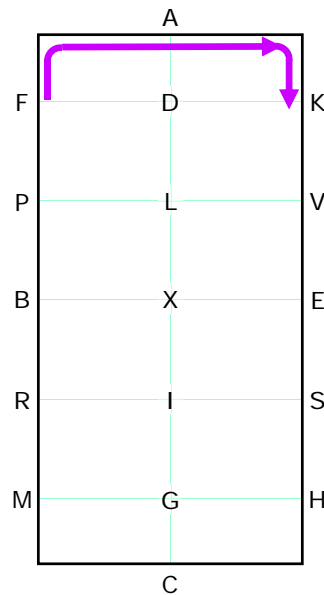
X Working trot
Circle right 20m diameter
XIG Working trot

5



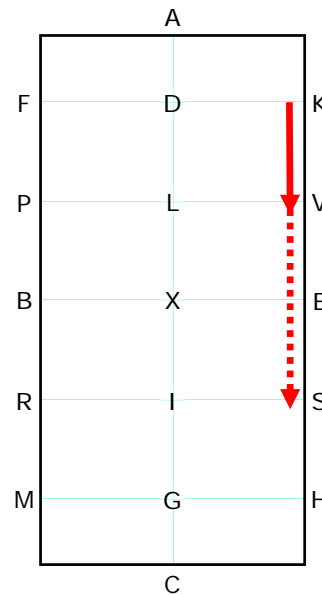
GCHS Working trot
SXP Progressive transition to extended trot
PF Working trot

6



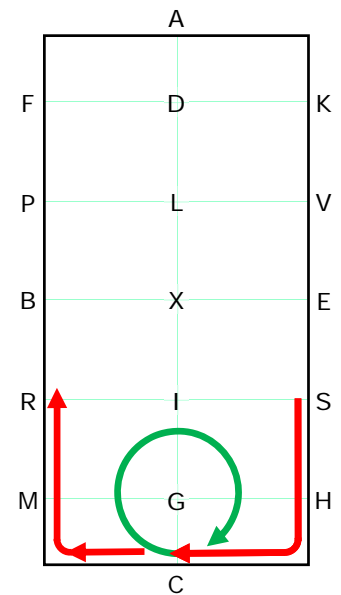
FAK Walk

7

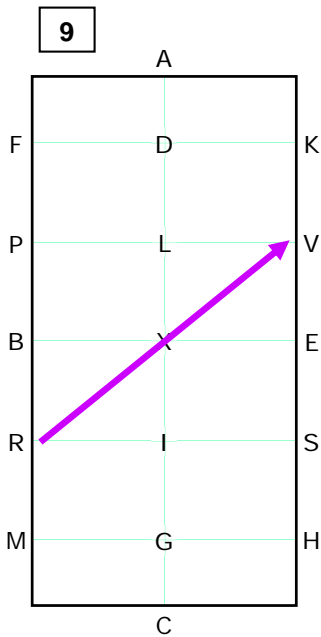


KV Working trot
VES Reins in one hand
S Reins at will

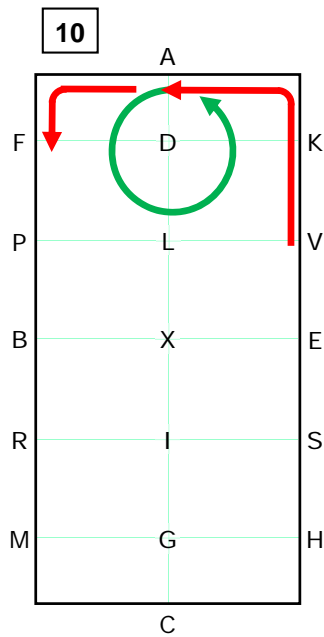
8



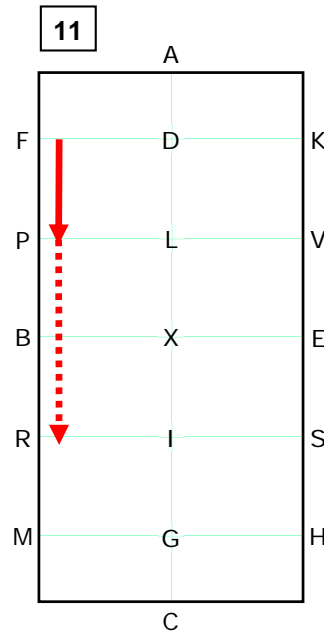
SHC Working trot
C 20m circle right collected trot
CMR Working trot



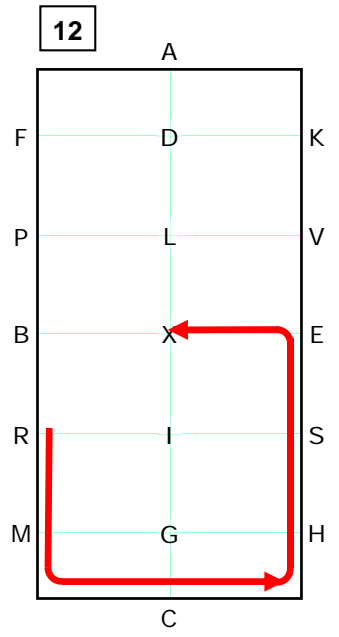
9 RXV Walk



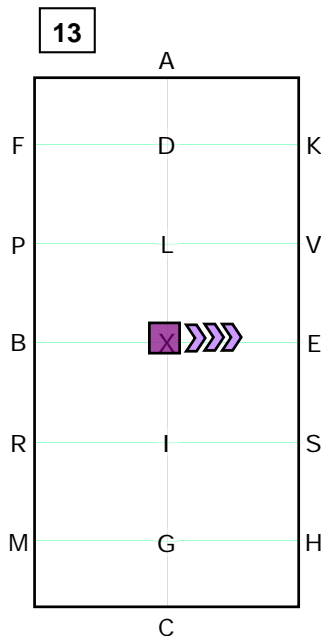
10 VKA Working trot
A 20m circle left
Collected trot
AF Working trot



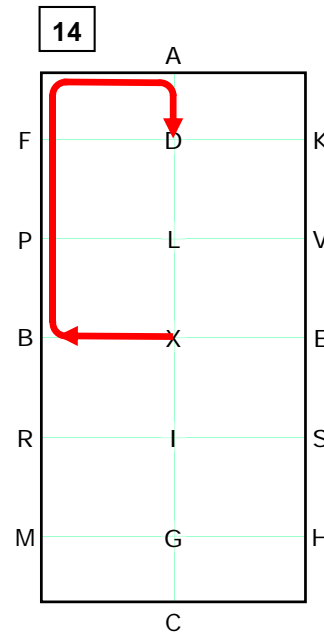
11 FP Working trot
PBR Reins in one hand
R Reins at will



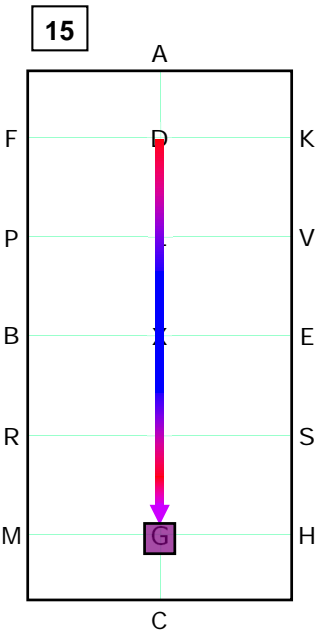
12 RMC Working trot
HSEX



13 X Halt 8 seconds
Rein back 4 steps



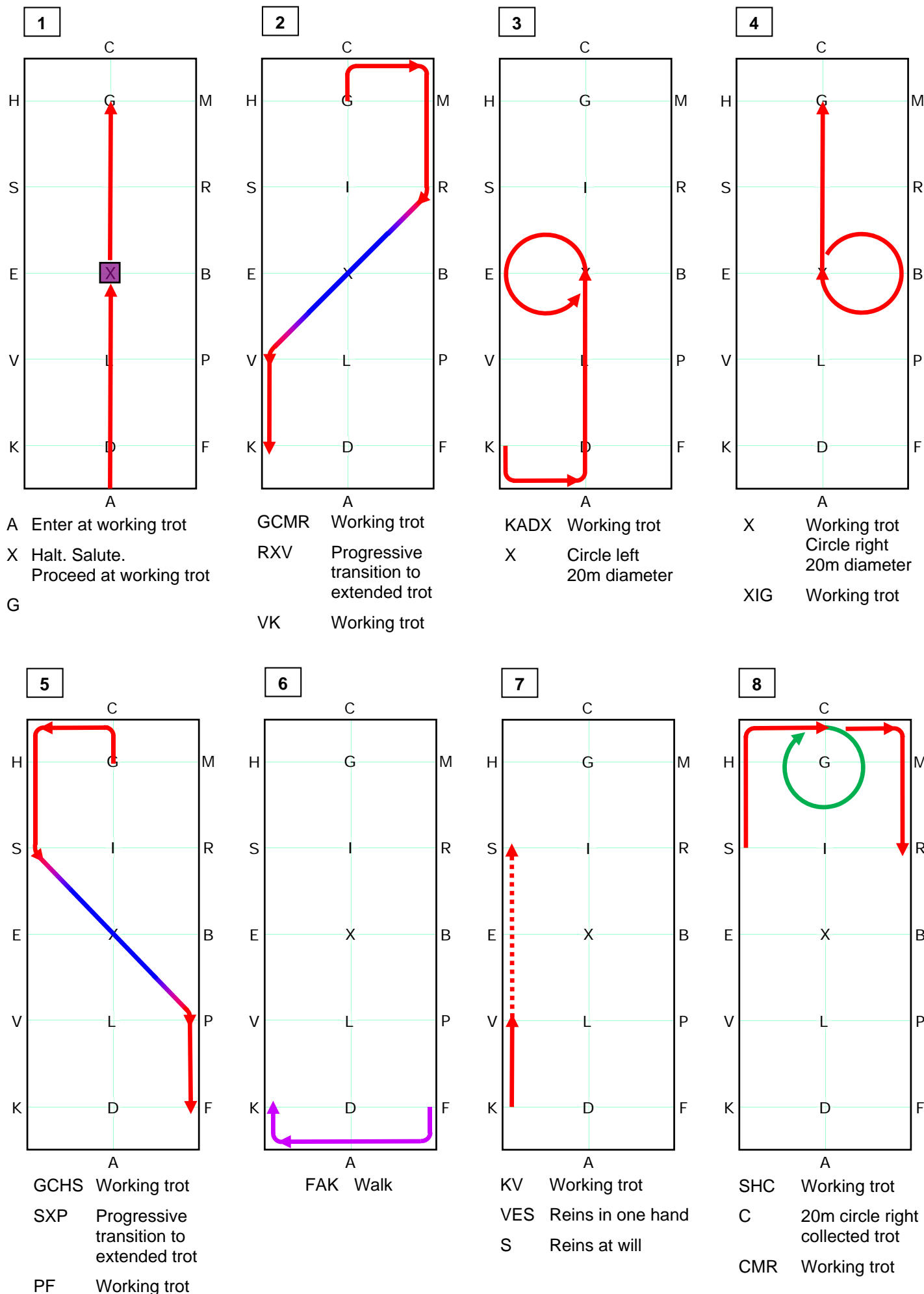
14 XBP Working trot
FAD

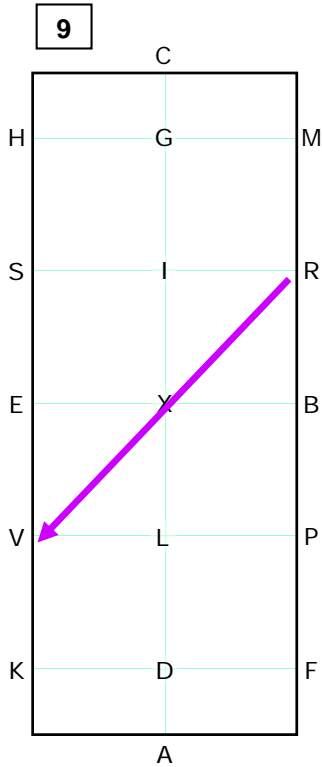


15 DXG Progressive transition to extended trot
G Progressive transition to halt. Salute.

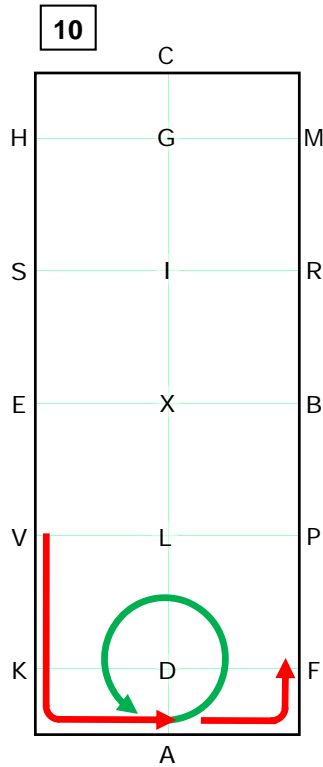
COLOUR CODE

- WALK
- COLLECTED TROT
- WORKING TROT
- EXTENDED TROT
- ONE HANDED
- HALT
- REIN BACK

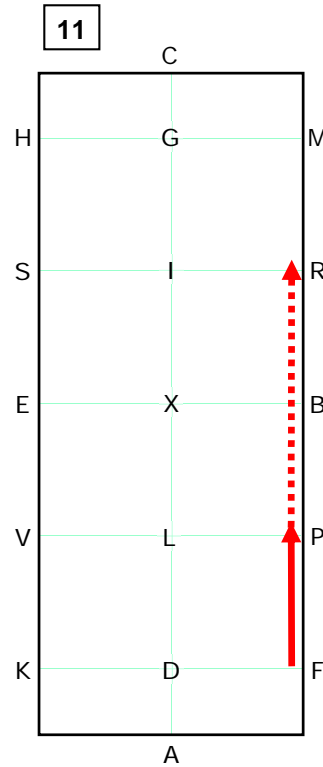




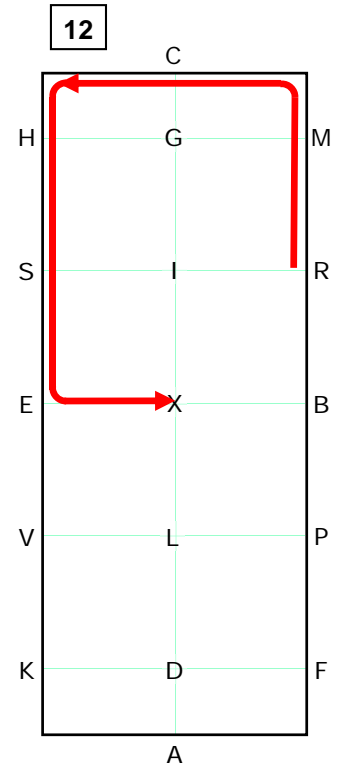
RXV Walk



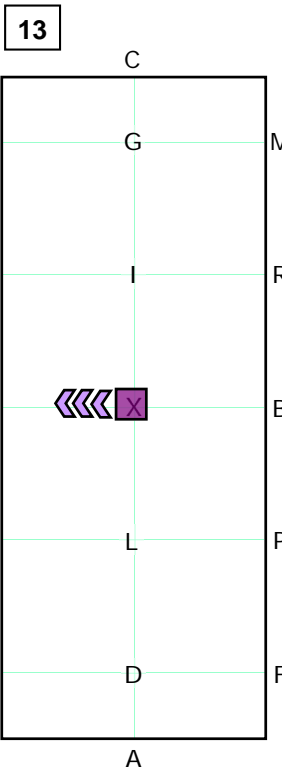
VKA Working trot
A 20m circle left
Collected trot
AF Working trot



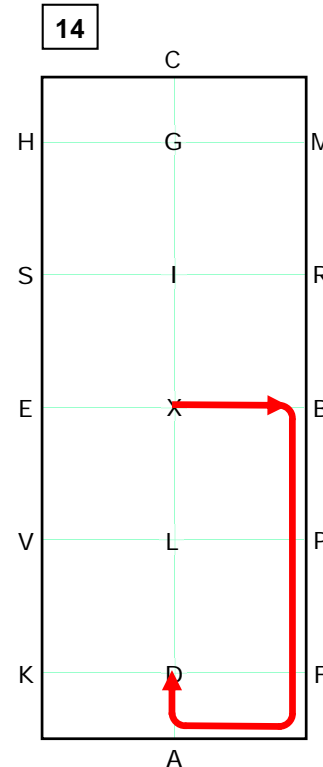
FP Working trot
PBR Reins in one hand
R Reins at will



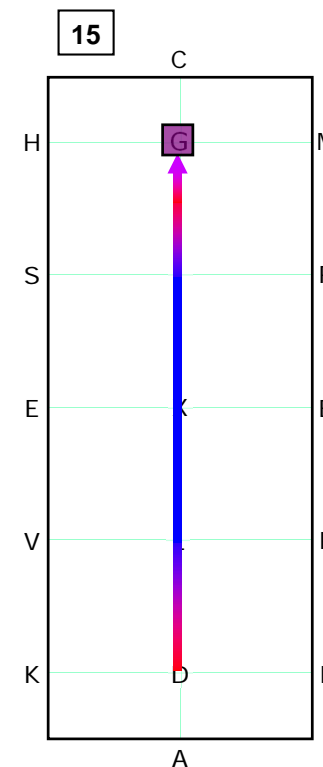
RMC Working trot
HSEX Working trot



X Halt 8 seconds
Rein back 4 steps



XBP Working trot
FAD

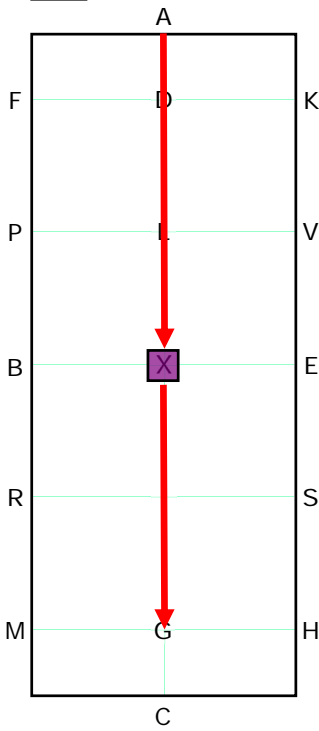


DXG Progressive transition to extended trot
G Progressive transition to halt.

COLOUR CODE

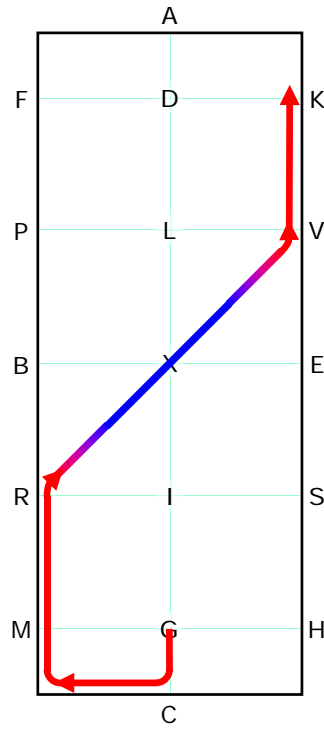
- WALK
- COLLECTED TROT
- WORKING TROT
- EXTENDED TROT
- ONE HANDED
- HALT
- REIN BACK

1



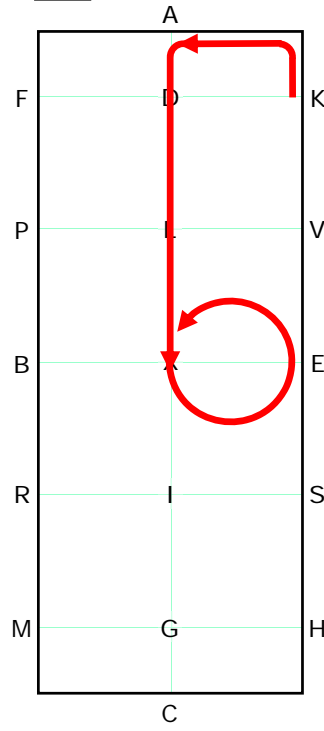
A Enter at working trot
X Halt. Salute.
Proceed at working trot
G

2



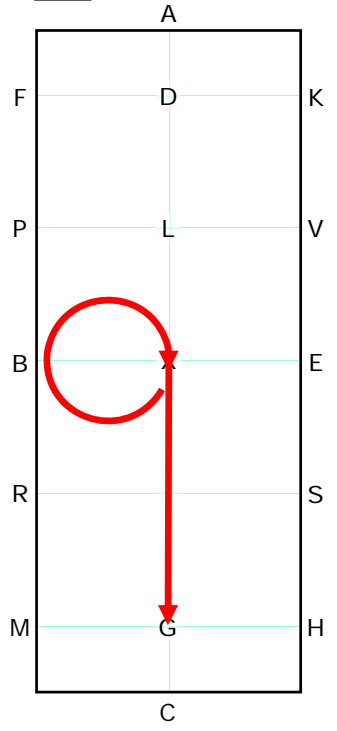
GCMR Working trot
RXV Progressive transition to extended trot
VK Working trot

3



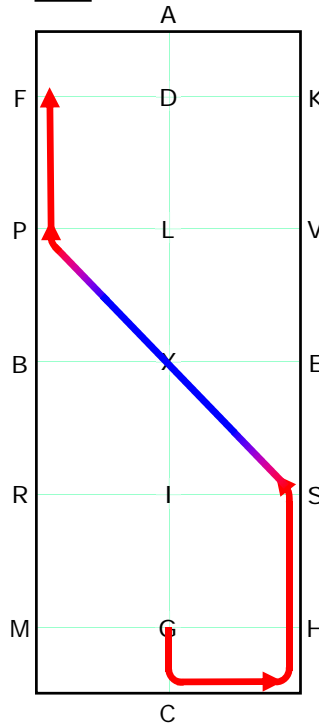
KADX Working trot
X Circle left 20m diameter

4



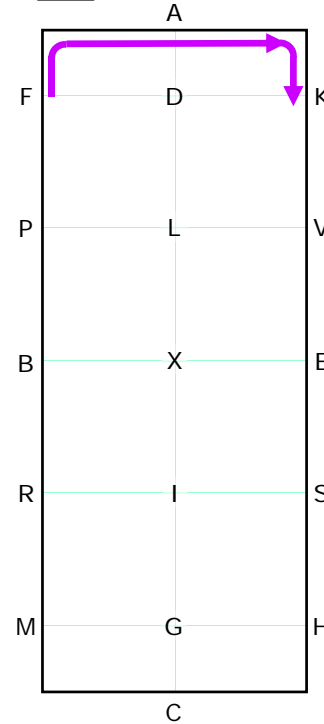
X Working trot
Circle right 20m diameter
XIG Working trot

5



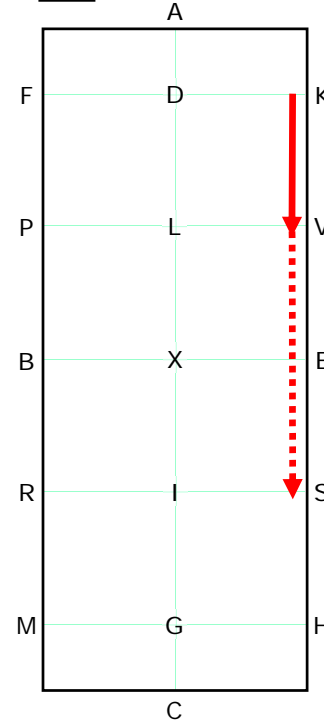
GCHS Working trot
SXP Progressive transition to extended trot
PF Working trot

6



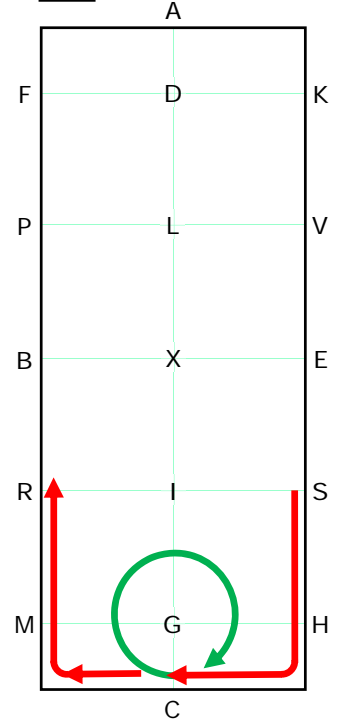
FAK Walk

7

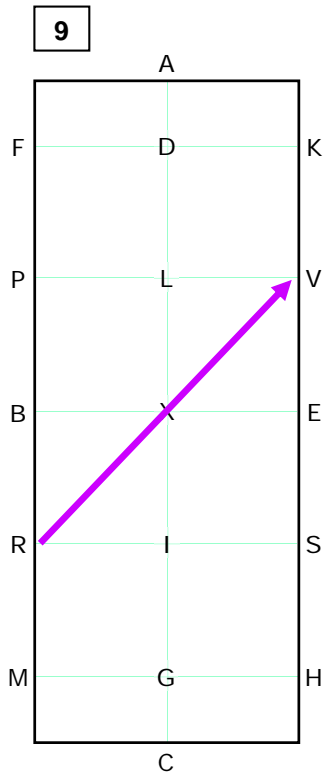


KV Working trot
VES Reins in one hand
S Reins at will

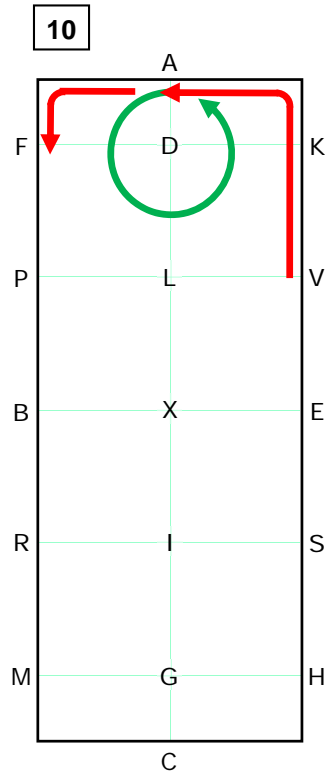
8



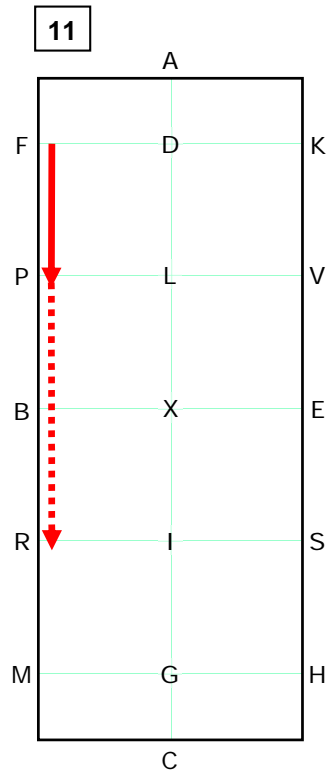
SHC Working trot
C 20m circle right collected trot
CMR Working trot



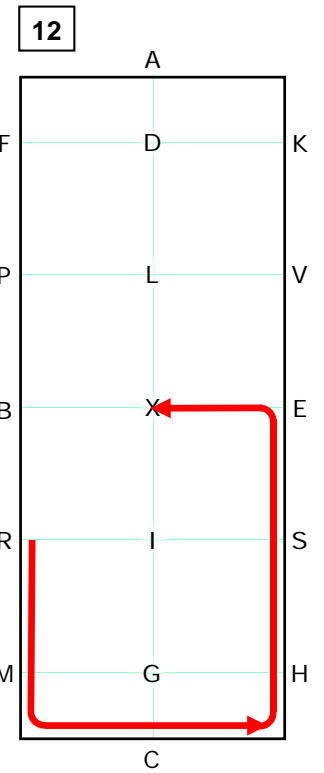
RXV Walk



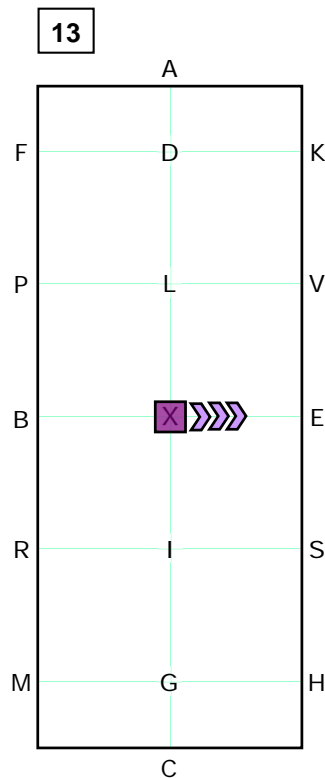
VKA Working trot
A 20m circle left
Collected trot
AF Working trot



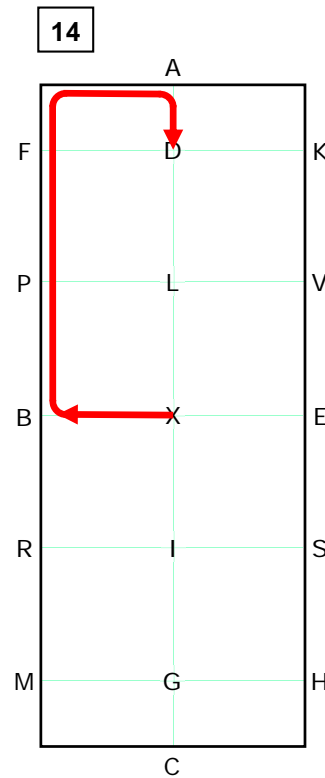
FP Working trot
PBR Reins in one hand
R Reins at will



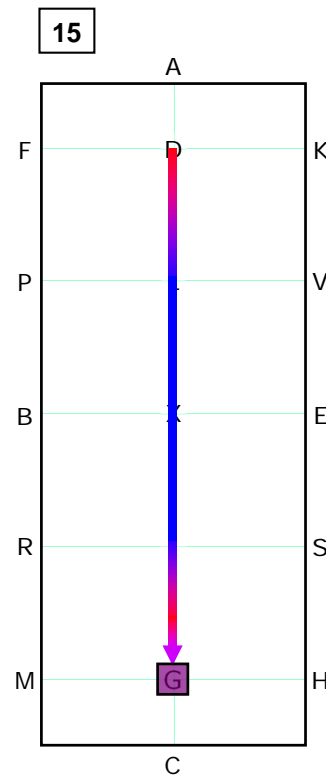
RMC Working trot
HSEX Working trot



X Halt 8 seconds
Rein back 4 steps



XBP Working trot
FAD Working trot



DXG Progressive transition to extended trot
G Progressive transition to halt.

COLOUR CODE

- WALK
- COLLECTED TROT
- WORKING TROT
- EXTENDED TROT
- ONE HANDED
- HALT
- REIN BACK