

# BRITISH CARRIAGEDRIVING



## BC Dressage Test 1B (2009)

This document contains:

Dressage test sheet

Test movement diagram from C (2 pages)

Test movement diagram from A (2 pages)

PLEASE NOTE: In BHDTA Test No.1, all loops in movements 11, 12 and 13 go to the edge of the arena in both tests, as shown in the diagrams. The tests require a straight part in each loop as it reaches the centre line, where a different movement is performed.

**PLEASE CONSIDER THE ENVIRONMENT  
ONLY PRINT THE PAGES YOU ACTUALLY NEED**

***This Dressage Test is Copyright © British Carriagedriving***

This test and its associated diagrams is for personal use by British Carriagedriving members.  
It may not be copied, reproduced or sold in any form without permission from  
British Carriage Driving Ltd.

Please contact [email@britishcarriagedriving.co.uk](mailto:email@britishcarriagedriving.co.uk) or telephone +44 (0)845 643 2116

<b>The scale of Marks is as follows:</b>			
10 Excellent	4 Insufficient		
9 Very good	3 Fairly bad		
8 Good	2 Bad		
7 Fairly good	1 Very bad		
6 Satisfactory	0 Not performed		
5 Sufficient			

## BRITISH CARRIAGEDRIVING DRIVEN DRESSAGE TEST 1B (2009)

For Club Use. Arena: 80 x 40 metres. Time: 10 Minutes

Errors of Course, Disobedience and Dismounting of Grooms are penalised as follows:	
1st incident -	5 penalty points
2nd incident -	10 penalty points
3rd incident -	Elimination

**COMPETITOR NUMBER .....**

MOVEMENT			TO BE JUDGED	MARK	REMARKS
1.	A-X X X - C	Enter at Working Trot. Halt. Salute. Proceed at Working Trot	Straightness. Transition to Halt. Immobility. Transition to Working Trot.		
2.	C A	Track left. Working Trot. Serpentine 4 Loops, 20m diameter at each turn.	Rhythm, Bend, Accuracy.		
3.	A DLS S	Turn down Centre Line. Working Trot. Half 20m Circle to l	Straightness, Accuracy, Rhythm, Bend,		
4.	I - K K - A	Extended Trot. Working Trot.	Transition to Extended Trot Impulsion, Rhythm, Balance, Transition to Working Trot.		
5.	A DLR R	Turn down Centre Line Working Trot Half 20m Circle to l	Straightness, Accuracy, Rhythm, Bend.		
6.	I - F F - A	Extended Trot. Working Trot.	Transition to Extended Trot. Impulsion, Rhythm, Balance, Transition to Working Trot.		
7.	ADL L - I IGCM	Turn down Centre Line. At L. Reins in one Hand to l Reins at will.	Straightness...Accuracy, Rhythm.		
8.	M - R R	Collected Trot. Circle right 20m Reins in one Hand. On returning to R reins at will	Transition to Collected Trot. Accuracy, Rhythm. Suppleness.		
9.	RBXEV	Collected Trot.	Quality of Collected Trot. Rhythm.		
10.	V V - K	Circle left 20m diameter. Reins in one Hand. On returning to V Reins at will. Collected Trot.	Quality of Collected Trot., Bend, Rhythm, Suppleness. Accuracy		
11.	KAL L	Working Trot. 25m loop to L. L, Halt. Driver on Centre Line. Immobility 10 seconds	Transition to Working Trot. Accuracy, Immobility. Attention.		
12.	L - I I	Walk. 30m loop to l. Halt. Driver on Centre Line. Rein Back 5 - 6 Steps	Transition to Walk. Freedom. Relaxation, Obedience. Straightness, Quality of Step		
13.	I - C CHS	Working Trot. 25m Loop to C. Working Trot.	Transition to Working Trot. Bend, Quality of Steps.		
14.	SXP PFAD	Extended Trot. Working Trot.	Transition to Extended Trot. Impulsion, Rhythm and Balance		
15.	D - G G	Extended Trot. Halt and Salute. Leave Arena at Working Trot.	Transition to Extended Trot. Balance, Rhythm, Transition to halt. Immobility.		
16.		Paces.	Quality, Regularity, freedom.		
17.		Impulsion.	Moving forward freely.		
18.		Obedience, lightness.	Response to aids, Willing and without resistance. Correctness of Bend. Suppleness. Acceptance of .....		
19.		Driver.	Use of aids, handling of whip and Reins. Position on Box .		
20.		Presentation.	Cleanliness, fit of harness, appearance and suitability of driver and groom. Condition & fitness of .....		

Maximum marks: 200

Co-efficient = 0.8

**TOTAL**

Errors of Course, Disobedience and Dismounting of Grooms  
To be marked on the President of the Jury's sheet only

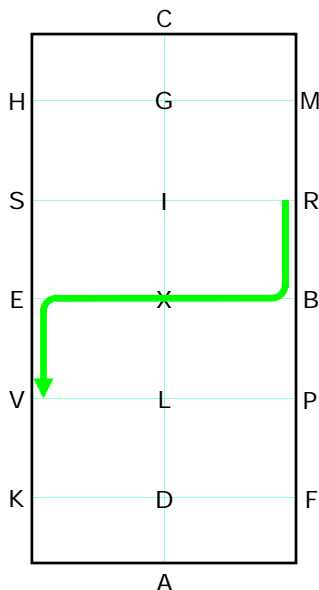
Signature of Judge ..... at .....

**TOTAL**

Signature of President of Jury

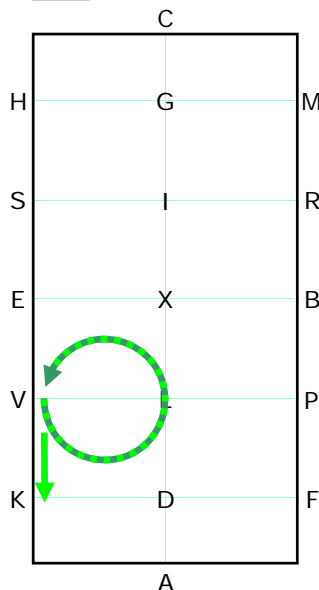


**9**



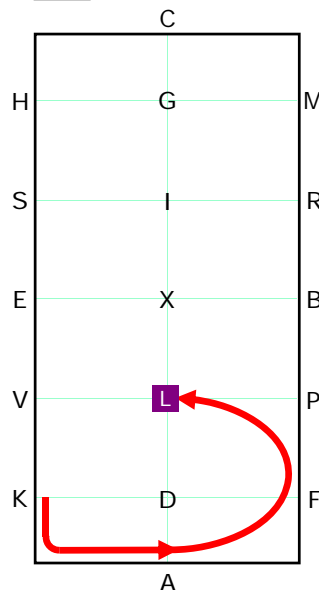
RBXEV Collected trot

**10**



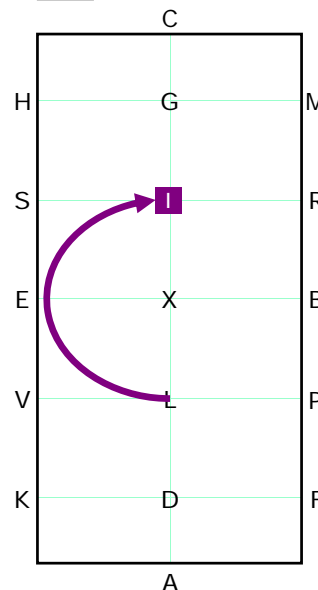
V Reins in one hand  
Circle left 20m  
On returning to V  
Reins at will  
VK Collected trot

**11**



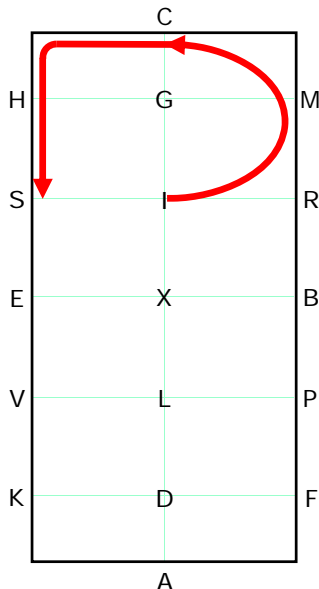
KA Working trot  
AL Loop left 25m  
L Halt  
Driver on centre line  
Immobility 10 sec.

**12**



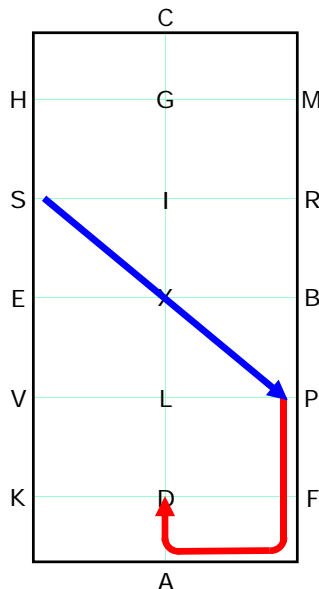
LI Walk  
30m loop to I  
I Halt  
Driver on centre line  
Rein back 5-6 steps

**13**



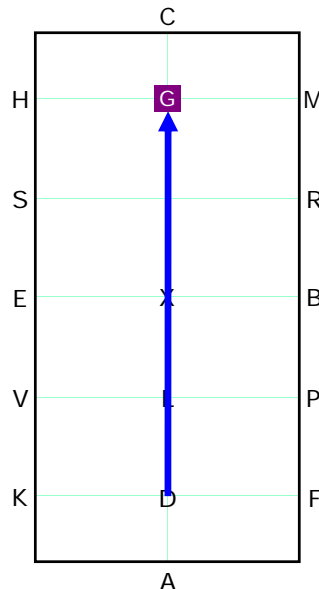
IC Working trot  
Loop left 25m  
CHS Working trot

**14**



SXP Extended trot  
PFAD Working trot

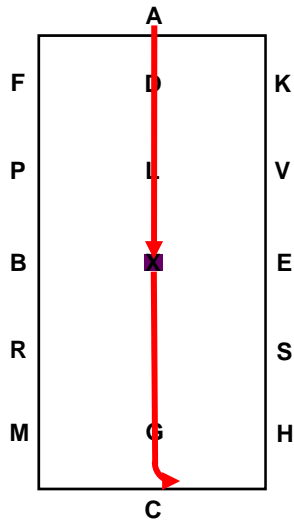
**15**



DG Extended trot  
G Halt  
Salute

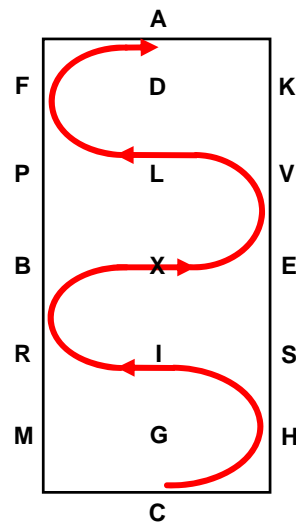
Leave arena at  
working trot

1



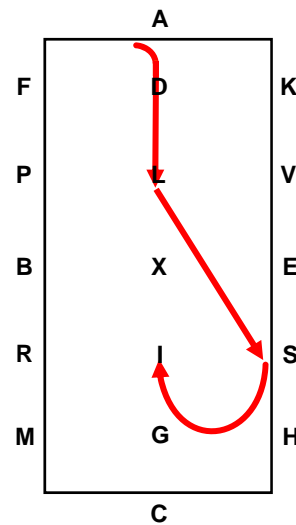
A - X Enter working Trot  
 X Halt. Salute.  
 X - C Proceed at Working Trot

2



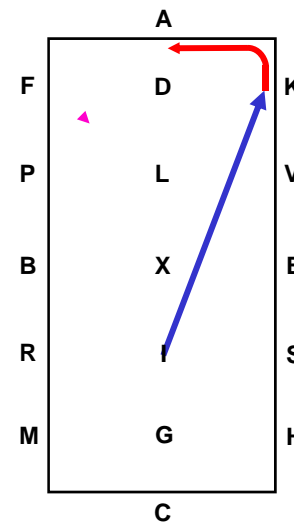
C to A Track left Working Trot  
 Serpentine 4 Loops 20 m each turn

3



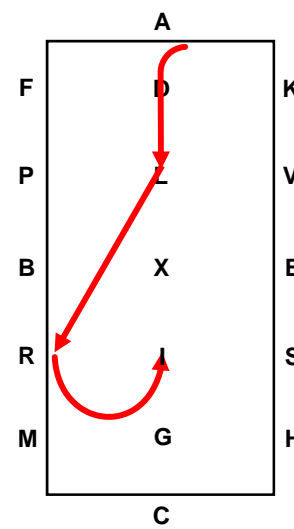
A Turn down Centre Line  
 DLS Working Trot  
 S Half 20 m Circle to l

4



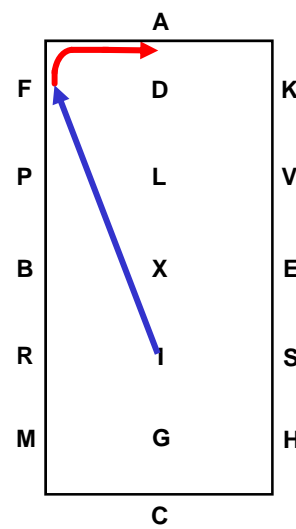
I - K Extended Trot  
 K - A Working Trot

5



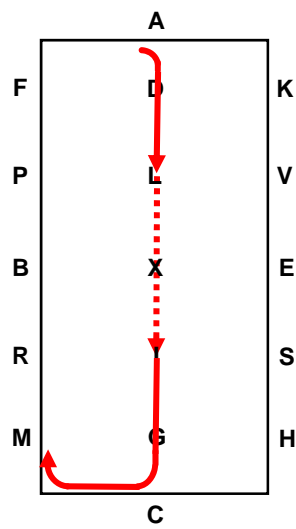
A Turn down Centre Line  
 DLR Working Trot  
 R Half 20 m Circle to l

6



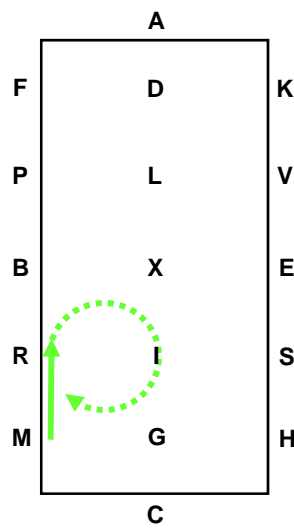
I - F... Extended Trot  
 F - A.....Working Trot

7



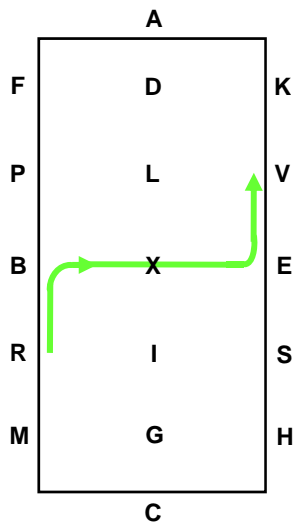
ADL Turn down Centre Line  
 L - I Reins in one Hand  
 IGCM Reins at will.

8



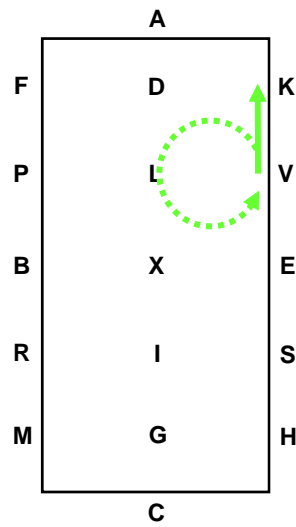
M - R Collected Trot  
 Circle right 20 m  
 Reins in one Hand.  
 On returning to R reins at will.

9



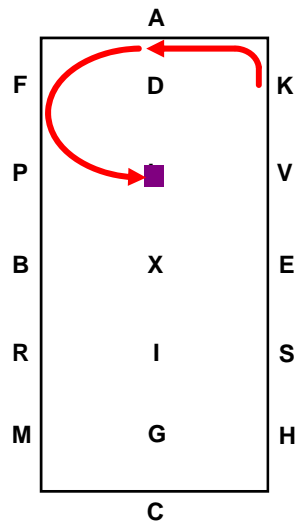
**RBXEV** Collected Trot.

10



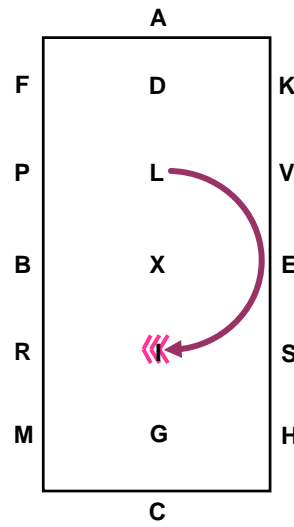
**V** Circle left 20 m reins in one Hand. On Returning to **V** reins at will.  
**V - K** Collected Trot.

11



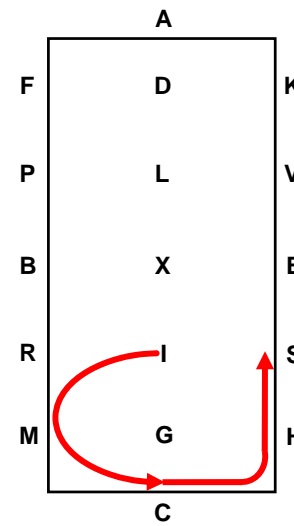
**K - A** Working Trot.  
**A - L** Loop left 25 m to L. Halt. Driver on Centre Line. Immobility 10 seconds.

12



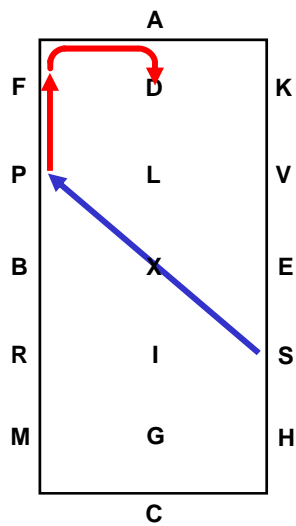
**L - I** Walk 30 m loop to I. Halt. Driver on Centre Line. Rein Back 5 - 6 Steps.

13



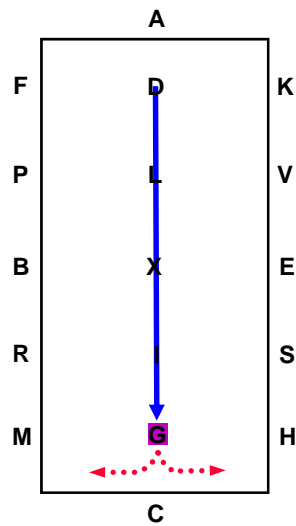
**I - C** Working Trot, Loop left 25 m to C.  
**CHS** Working Trot.

14



**SXP** Extended Trot  
**PFAD** Working Trot

15



**D - G** Extended Trot.  
**G** Halt . Salute. Leave arena at Working Trot.

**Colour Code**

-  **HALT OR WALK**
-  **COLLECTED TROT**
-  **WORKING TROT**
-  **EXTENDED TROT**
-  **REIN BACK**

The American Driving Society  
**INTERMEDIATE LEVEL CANTER TEST 1 (1994)**

ENTRY NUMBER: \_\_\_\_\_

FOR USE BY SCRIBE ONLY:

**GAITS AND MOVEMENTS**

Collected trot  
 30m. canter circle  
 Rein back 2 m.  
 Halt 5 seconds

Color of horse \_\_\_\_\_

Distinguishing markings \_\_\_\_\_

**INSTRUCTIONS**

Horse must show increased amount of suppleness, responsiveness, activity of haunches and accuracy. Transitions no longer through the walk.

MOVEMENT	TEST	DIRECTIVE IDEAS	MAX PTS	POINTS	REMARKS
1	A X	Enter working trot Halt, salute	Straightness on centerline, transition. Quality of halt	10	
2	X C	Proceed working trot Track left	Transition, quality of trot & turns	10	
3	EV VL L to l	Collected trot Half circle left 20m. Working trot	Quality of trot, suppleness, consistent rhythm	10	
4	l IR	Collected trot Half circle right 20m.	Quality of trot. Suppleness consistent rhythm.	10	
5	BFAK	Working trot	Quality of trot & turns	10	
6	K to R R	Lengthened trot Working trot	Lengthening of stride & frame, balance in transitions.	10	
7	RCS	Proceed working trot	Quality of trot & turns	10	
8	S V	Circle left 30m. Develop working canter left lead Working trot	Quality of canter & transitions	10	
9	F to P P to E E to S	Working walk Lengthened walk Working walk	Consistent rhythm, lengthening of frame & stride, transitions	10 x 2	
10	SCR	Working trot	Quality of trot & turns	10	
11	R P	Circle right 30m. Develop working canter right lead. Working trot	Quality of canter & transitions	10	
12	PAK K to R R	Working trot Lengthened trot Working trot	Quality of trot, lengthening of stride & frame, balance in transitions.	10	
13	MCHS S l-L P	Working trot Turn left 2 loop serpentine width of arena Turn right	Quality of turns & trot Consistent rhythm, suppleness	10	
14	A DI l	Turn onto centerline Lengthened trot Halt 5 sec.	Straightness, lengthening of frame and stride, transitions	10	
15	l l to G G	Rein back 2 m. Working walk Halt, salute	Obedience, balance, straightness, transitions	10	

LEAVE ARENA AT WORKING TROT

COLLECTIVE REMARKS

GAITS	Freedom and regularity. If team or pair: maintenance of even pace and equality of work.	10 x 2		
IMPULSION	Desire to move forward. Elasticity of steps. Relaxation of back. Engagement of hindquarters.	10 x 2		
SUBMISSION	Acceptance of the bit. Correctness in lateral bend. Attention and confidence. Calmness, lightness and ease of movements.	10 x 2		
DRIVER	Use of aids, handling of reins, whip and voice. Driver's position.	10 x 2		
PRESENTATION	Appearance of driver and grooms: cleanliness, fitness, matching, and condition of horses, harness and vehicle	10		

- Points
- 10 Excellent
  - 9 Very Good
  - 8 Good
  - 7 Fairly Good
  - 6 Satisfactory
  - 5 Marginal
  - 4 Insufficient
  - 3 Fairly Bad
  - 2 Bad
  - 1 Very Bad
  - 0 Not Executed

- Errors
- Error in course or groom dismounting:
- 1st incident = 5 points
  - 2nd incident = 10 points
  - 3rd incident = Elimination
- Disobedience:
- 1st incident = 5 points
  - 2nd incident = 10 points
  - 3rd incident = Elimination

Maximum Points: 250

Total points given: \_\_\_\_\_

Factor: x 0.64 \_\_\_\_\_

Factored points: 160 minus \_\_\_\_\_ =

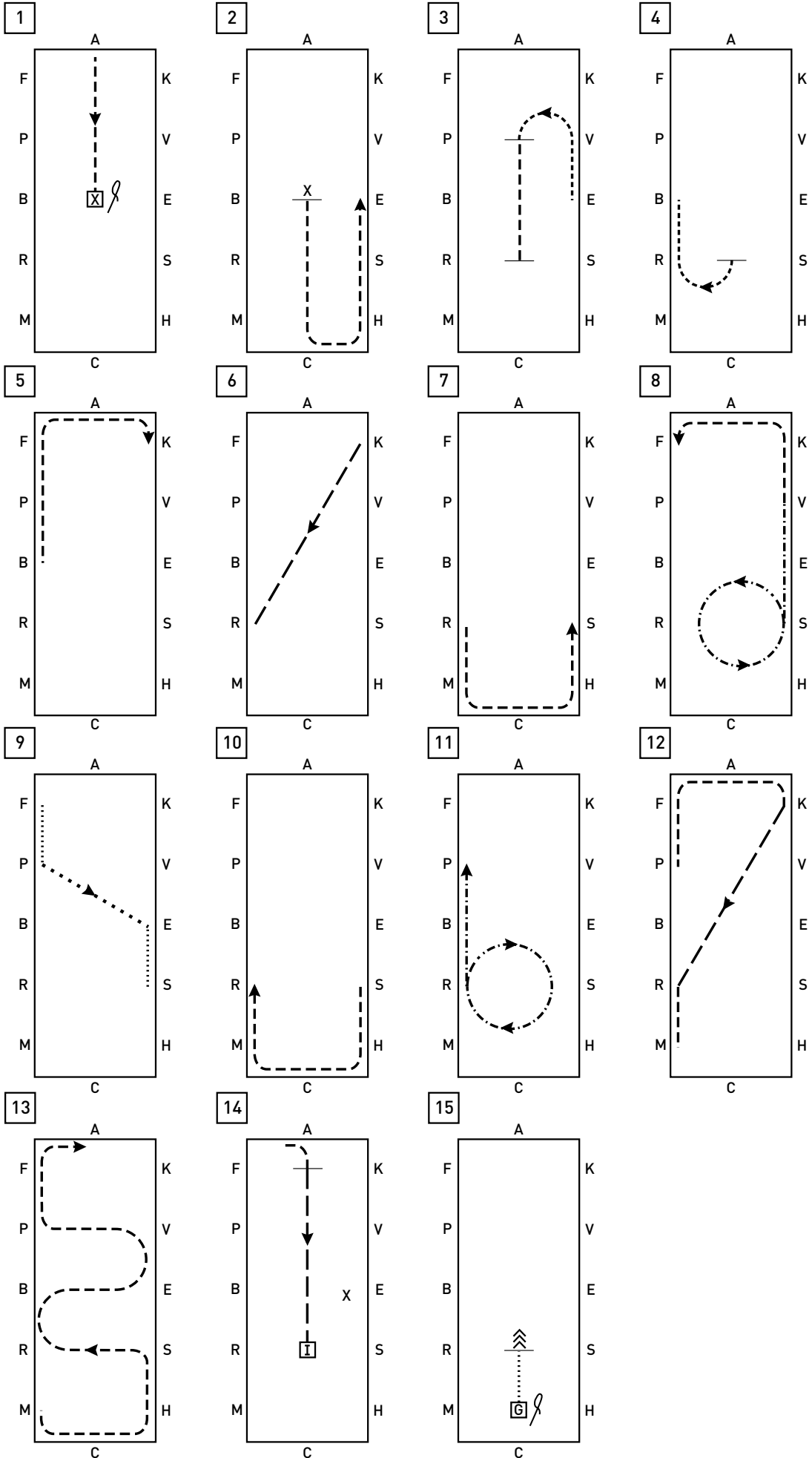
\_\_\_\_\_ Penalties

+ \_\_\_\_\_ Errors

Judge's Signature: \_\_\_\_\_ Position: \_\_\_\_\_

The American Driving Society  
**INTERMEDIATE LEVEL CANTER TEST 1 (1994)**

Name of Competition \_\_\_\_\_



**PURPOSE**

To establish that the horse has acquired suppleness, impulsion and balance so as to be light in hand and without resistance. While consistently accepting the bit, the horse exhibits greater use of the haunches throughout his movement. The rein back should show a greater degree of submission than shown at the Preliminary Level.

**CONDITIONS**

40 x 100 meter arena  
 Average driving time: 9 minutes

**FOR JUDGING PURPOSES ONLY**

If not clearly defined, each movement ends at the beginning of the next movement.

The American Driving Society  
**INTERMEDIATE LEVEL CANTER TEST 2 (1994)**

ENTRY NUMBER: \_\_\_\_\_

FOR USE BY SCRIBE ONLY:

**GAITS AND MOVEMENTS**

Collected trot  
 30m. canter circle  
 Rein back 2 m.  
 Halt 5 seconds

Color of horse \_\_\_\_\_

Distinguishing markings \_\_\_\_\_

**INSTRUCTIONS**

Horse must show increased amount of suppleness, responsiveness, activity of haunches and accuracy. Transitions no longer through the walk.

MOVEMENT	TEST	DIRECTIVE IDEAS	MAX PTS	POINTS	REMARKS
1	A X	Enter working trot Halt, salute	Straightness on centerline, transition. Quality of halt	10	
2	X C	Proceed working trot Track right	Transition. Quality of trot & turns	10	
3	MXK Bet K & A	Lengthened trot Develop collected trot	Lengthening of stride & frame, balance in transitions	10	
4	A A	Circle left 20m Working trot	Quality of trot. Suppleness consistent rhythm.	10	
5	F P L V	Working walk Turn left Working trot Turn right	Quality of walk, turn & transitions	10	
6	S  K	Half circle right 30m. Develop working canter right lead, return to track at K Working trot	Quality of canter and transitions	10	
7	FXH Bet H & C	Lengthened trot Develop collected trot	Lengthening of stride & frame, balance in transitions	10	
8	C C	Circle right 20m Working trot	Quality of trot. Suppleness consistent rhythm	10	
9	M R I S	Working walk Turn right Working trot Turn left	Quality of walk, turn & transitions	10	
10	V  H	Half circle left 30m. Develop working canter left lead, return to track at H. Working trot	Quality of canter & transitions	10	
11	M R to V V	Working walk Lengthened walk Working walk	Lengthening of frame & stride, transitions	10 x 2	
12	K A X	Working trot Down centerline Halt 5 seconds	Straightness on centerline. Transitions	10	
13	X	Rein back 2 m.	Obedience, balance, straightness	10	
14	X G	Proceed working trot Halt, salute	Straightness, transitions	10	

LEAVE ARENA AT WORKING TROT

COLLECTIVE REMARKS

GAITS	Freedom and regularity. If team or pair: maintenance of even pace and equality of work.	10 x 2		
IMPULSION	Desire to move forward. Elasticity of steps. Relaxation of back. Engagement of hindquarters.	10 x 2		
SUBMISSION	Acceptance of the bit. Correctness in lateral bend. Attention and confidence. Calmness, lightness and ease of movements.	10 x 2		
DRIVER	Use of aids, handling of reins, whip and voice. Driver's position.	10 x 2		
PRESENTATION	Appearance of driver and grooms: cleanliness, fitness, matching, and condition of horses, harness and vehicle	10		

- Points
- 10 Excellent
  - 9 Very Good
  - 8 Good
  - 7 Fairly Good
  - 6 Satisfactory
  - 5 Marginal
  - 4 Insufficient
  - 3 Fairly Bad
  - 2 Bad
  - 1 Very Bad
  - 0 Not Executed

- Errors
- Error in course or groom dismounting:
- 1st incident = 5 points
  - 2nd incident = 10 points
  - 3rd incident = Elimination
- Disobedience:
- 1st incident = 5 points
  - 2nd incident = 10 points
  - 3rd incident = Elimination

Maximum Points: 240

Total points given: \_\_\_\_\_

Factor: x 0.667 \_\_\_\_\_

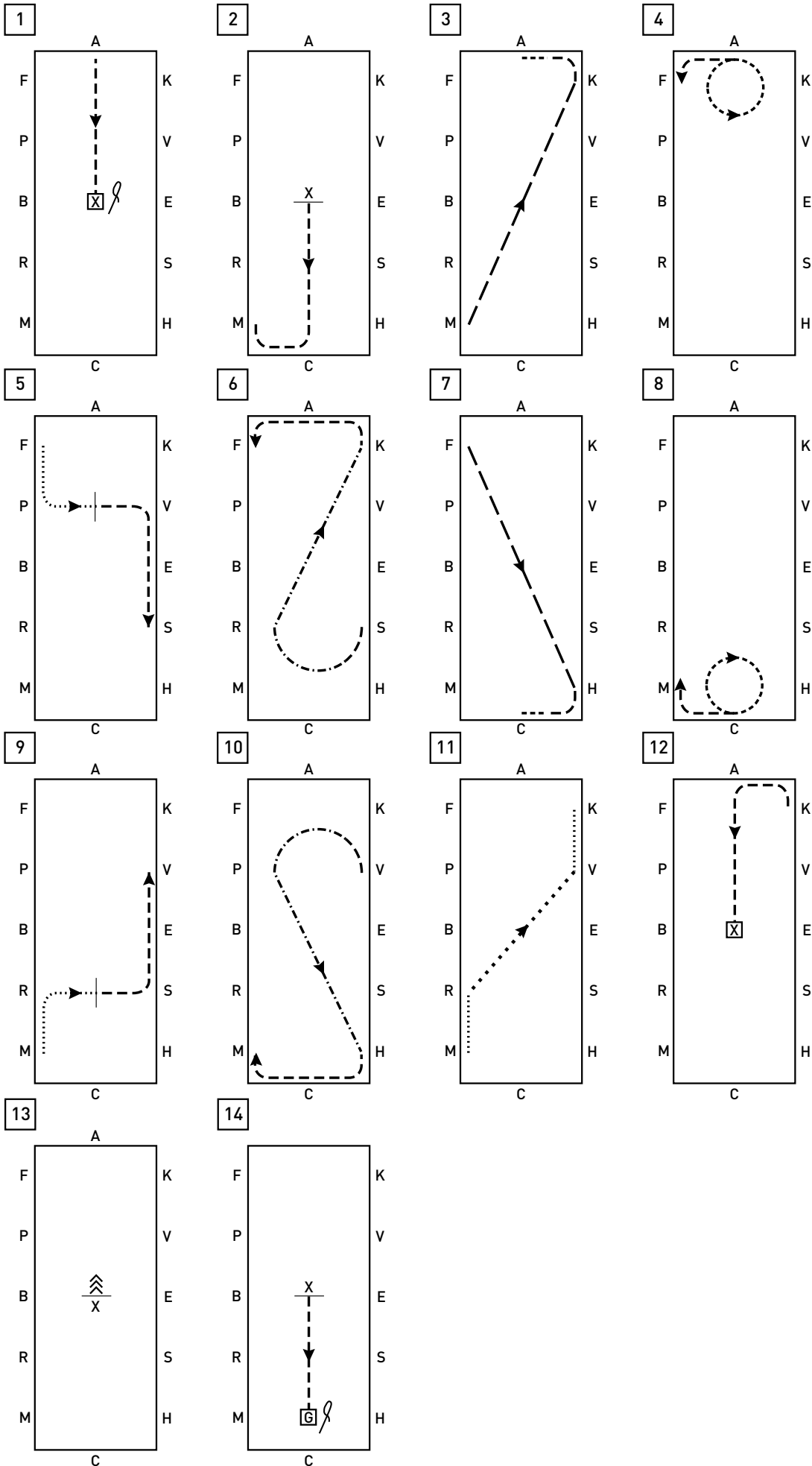
Factored points: 160 minus \_\_\_\_\_ = \_\_\_\_\_ Penalties

+ \_\_\_\_\_ Errors

Judge's Signature: \_\_\_\_\_ Position: \_\_\_\_\_

The American Driving Society  
**INTERMEDIATE LEVEL CANTER TEST 2 (1994)**

Name of Competition \_\_\_\_\_



**PURPOSE**

To establish that the horse has acquired suppleness, impulsion and balance so as to be light in hand and without resistance. While consistently accepting the bit, the horse exhibits greater use of the haunches throughout his movement. The rein back should show a greater degree of submission than shown at the Preliminary Level.

**CONDITIONS**

40 x 100 meter arena  
 Average driving time: 9 minutes

**FOR JUDGING PURPOSES ONLY**

If not clearly defined, each movement ends at the beginning of the next movement.