

The American Driving Society  
**TRAINING LEVEL TEST 2 (1994)**

ENTRY NUMBER: \_\_\_\_\_

[Presentation on the Move]

FOR USE BY SCRIBE ONLY:

**GAITS AND MOVEMENTS**

Working walk  
 Free walk on long rein  
 Working trot  
 Halt through walk  
 Rein back  
 40m circle

Color of horse \_\_\_\_\_

Distinguishing markings \_\_\_\_\_

**INSTRUCTIONS**

Transitions are made through the walk. Longitudinal stretch and moderate lateral bend are required.

MOVEMENT	TEST	DIRECTIVE IDEAS	MAX PTS	POINTS	REMARKS
1	A X	Enter working trot Halt, salute	Straightness on centerline, balance in transition, quality of halt	10	
2	X C C to E	Proceed working trot Track left Working trot	Transition, quality of trot and turns at C & H	10	
3	E E to A	Circle left 40m. Working trot	Quality of trot & figure, consistent rhythm, suppleness	10	
4	AFB	Working walk	Balance in transition & quality of walk	10 x 2	
5	B to H H to C	Free walk on long rein Working walk	Length of frame & stride, relaxation, rhythm, quality of transitions	10 x 2	
6	C to B	Working trot	Quality of transitions & trot	10	
7	B	Circle right 40m.	Quality of trot & figure, consistent rhythm, suppleness	10	
8	BFA X	Continue working trot and down centerline	Quality of trot and turns, straightness on centerline	10	
9	X X	Halt 3 to 5 sec. Rein back 2 to 4 steps Proceed at working walk	Quality of halt, obedience & willingness to step back	10	
10	X to G G	Working walk Halt, salute	Straightness, rhythm, obedience & relaxation in halt	10	

LEAVE ARENA AT WORKING TROT

COLLECTIVE REMARKS

GAITS	Freedom and regularity. If team or pair: maintenance of even pace and equality of work.	10 x 2		
IMPULSION	Desire to move forward. Elasticity of steps. Relaxation of back. Engagement of hindquarters.	10 x 2		
SUBMISSION	Acceptance of the bit. Correctness in lateral bend. Attention and confidence. Calmness, lightness and ease of movements.	10 x 2		
DRIVER	Use of aids, handling of reins, whip and voice. Driver's position.	10 x 2		
PRESENTATION	Appearance of driver and grooms: cleanliness, fitness, matching, and condition of horses, harness and vehicle	10		

- Points
- 10 Excellent
  - 9 Very Good
  - 8 Good
  - 7 Fairly Good
  - 6 Satisfactory
  - 5 Marginal
  - 4 Insufficient
  - 3 Fairly Bad
  - 2 Bad
  - 1 Very Bad
  - 0 Not Executed

- Errors
- Error in course or groom dismounting:
- 1st incident = 5 points
  - 2nd incident = 10 points
  - 3rd incident = Elimination
- Disobedience:
- 1st incident = 5 points
  - 2nd incident = 10 points
  - 3rd incident = Elimination

Maximum Points: 210

Total points given: \_\_\_\_\_

Factor: x 0.762 \_\_\_\_\_

Factored points: 160 minus \_\_\_\_\_ = \_\_\_\_\_ Penalties

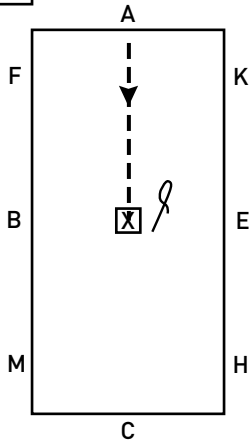
+ \_\_\_\_\_ Errors

Judge's Signature: \_\_\_\_\_ Position: \_\_\_\_\_

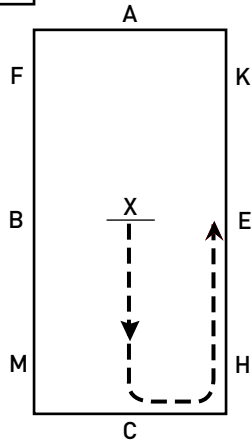
The American Driving Society  
**TRAINING LEVEL TEST 2 (1994)**

Name of Competition \_\_\_\_\_

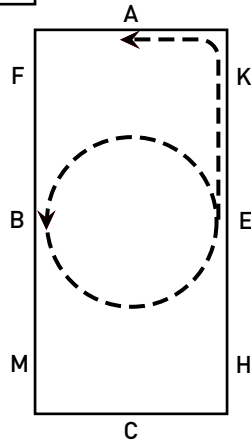
1



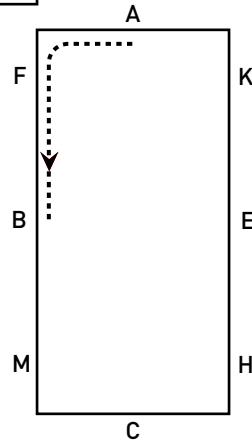
2



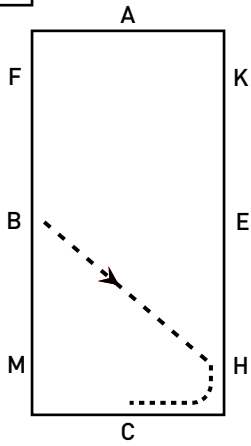
3



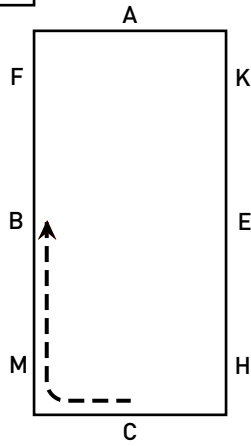
4



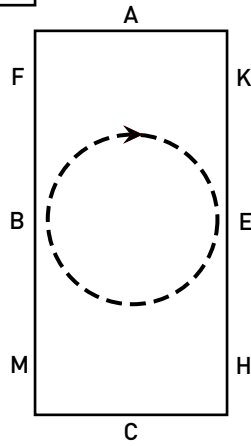
5



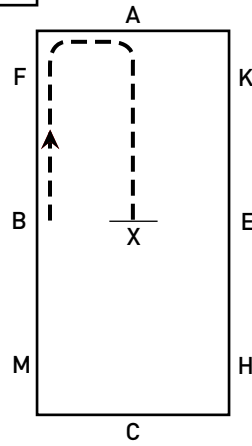
6



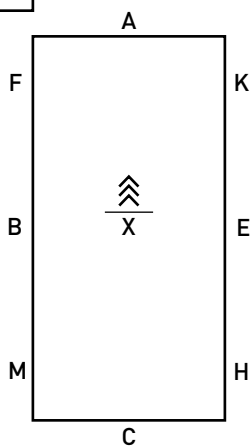
7



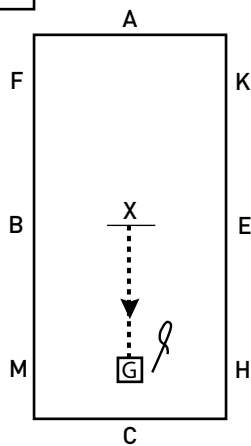
8



9



10



**PURPOSE**

To establish that the correct foundation is being laid for the training of the driving horse requiring the green horse to move freely and energetically forward in a steady rhythm in the working walk and the working trot, while accepting the bit with relaxation, through transitions and 40 meter circles. Increased engagement of the hindquarters (impulsion) cannot be expected yet. This level is also intended to encourage the inexperienced driver.

**CONDITIONS**

40 x 80 meter arena (exception Tandems and Four-in-Hands)  
 Average driving time: 5 minutes

**FOR JUDGING PURPOSES ONLY**

If not clearly defined, each movement ends at the beginning of the next movement.

The American Driving Society  
**TRAINING LEVEL TEST 3 (1994)**

ENTRY NUMBER: \_\_\_\_\_

[Presentation on the Move]

FOR USE BY SCRIBE ONLY:

**GAITS AND MOVEMENTS**

Working walk  
 Free walk on long rein  
 Working trot  
 Halt through walk  
 Rein back  
 40m circle

Color of horse \_\_\_\_\_

Distinguishing markings \_\_\_\_\_

**INSTRUCTIONS**

Transitions are made through the walk. Longitudinal stretch and moderate lateral bend are required.

MOVEMENT	TEST	DIRECTIVE IDEAS	MAX PTS	POINTS	REMARKS
1	A X	Enter working trot Halt, salute	Straightness on centerline, balance in transition, quality of halt	10	
2	X C C to A	Proceed working trot Track right Working trot	Transition, quality of trot and turns	10	
3	A	Circle right 40m.	Quality of trot & figure, consistent rhythm, suppleness	10	
4	KXM	Change rein across diagonal	Quality of trot & turns, straightness, rhythm	10	
5	C	Circle left 40m.	Quality of trot & figure, consistent rhythm, suppleness	10	
6	Bet. C & H H to B B	Working walk Free walk on long rein Working walk	Balance in transitions, quality of walks, length of frame and stride, relaxation, rhythm	10 x 2	
7	Bet. B & F F to K	Develop working trot Continue working trot	Quality in transition and trot	10	
8	Bet. K & E E to M M	Working walk Free walk on long rein Working walk	Balance in transitions, quality of walks, length of frame and stride, relaxation, rhythm	10 x 2	
9	C	Halt 3 to 5 sec. Proceed working trot	Quality of halt & transitions	10	
10	HXF	Change rein across diagonal	Quality of trot & turns, straightness, rhythm	10	
11	A X	Down centerline Halt, rein back 2 to 4 steps Proceed at working walk	Quality of transition, willingness to step back	10	
12	X to G G	Working walk Halt, salute	Straightness, rhythm, obedience & relaxation in halt	10	

LEAVE ARENA AT WORKING TROT

COLLECTIVE REMARKS

GAITS	Freedom and regularity. If team or pair: maintenance of even pace and equality of work.	10 x 2		
IMPULSION	Desire to move forward. Elasticity of steps. Relaxation of back. Engagement of hindquarters.	10 x 2		
SUBMISSION	Acceptance of the bit. Correctness in lateral bend. Attention and confidence. Calmness, lightness and ease of movements.	10 x 2		
DRIVER	Use of aids, handling of reins, whip and voice. Driver's position.	10 x 2		
PRESENTATION	Appearance of driver and grooms: cleanliness, fitness, matching, and condition of horses, harness and vehicle	10		

- Points
- 10 Excellent
  - 9 Very Good
  - 8 Good
  - 7 Fairly Good
  - 6 Satisfactory
  - 5 Marginal
  - 4 Insufficient
  - 3 Fairly Bad
  - 2 Bad
  - 1 Very Bad
  - 0 Not Executed

- Errors
- Error in course or groom dismounting:
- 1st incident = 5 points
  - 2nd incident = 10 points
  - 3rd incident = Elimination
- Disobedience:
- 1st incident = 5 points
  - 2nd incident = 10 points
  - 3rd incident = Elimination

Maximum Points: 230

Total points given: \_\_\_\_\_

Factor: x 0.696 \_\_\_\_\_

Factored points: 160 minus \_\_\_\_\_ = \_\_\_\_\_ Penalties

+ \_\_\_\_\_ Errors

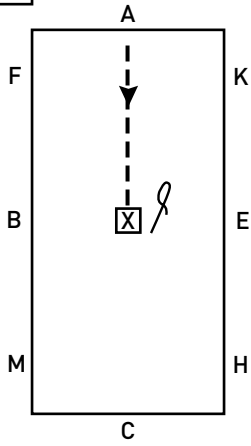
Judge's Signature: \_\_\_\_\_

Position: \_\_\_\_\_

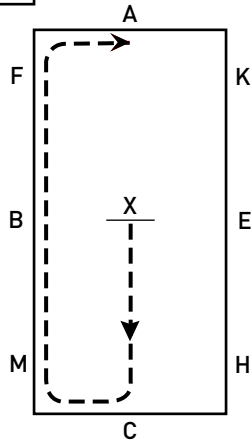
The American Driving Society  
**TRAINING LEVEL TEST 3 (1994)**

Name of Competition \_\_\_\_\_

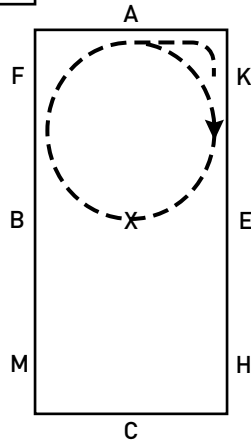
1



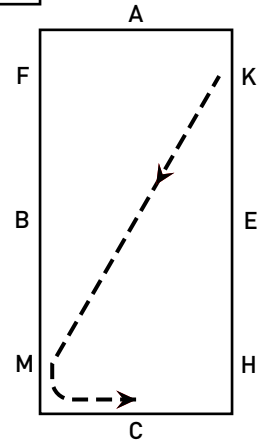
2



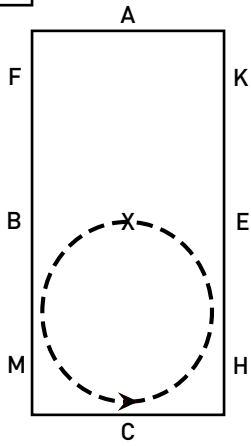
3



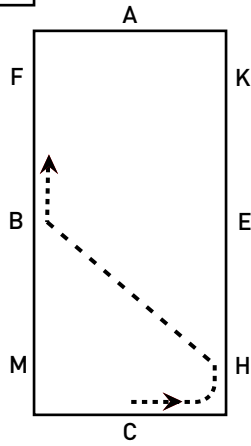
4



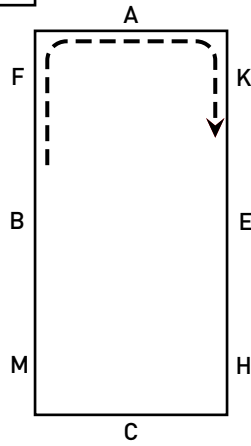
5



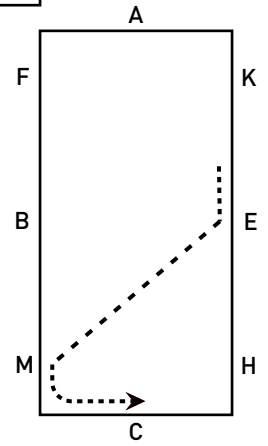
6



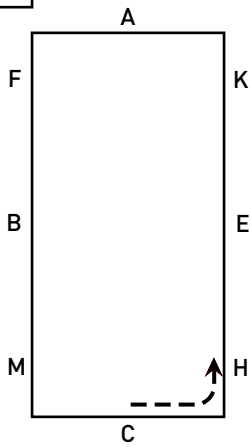
7



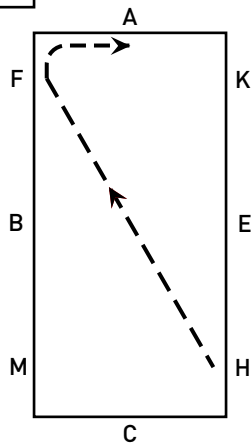
8



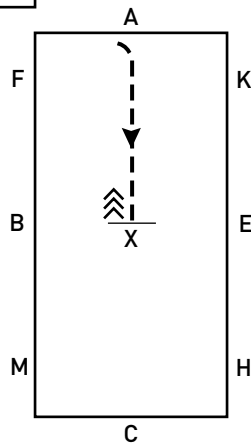
9



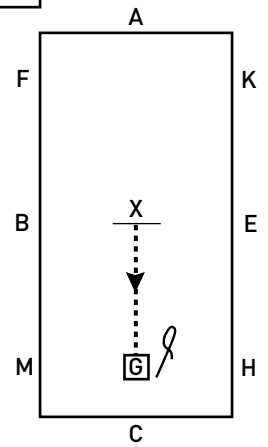
10



11



12



**PURPOSE**

To establish that the correct foundation is being laid for the training of the driving horse requiring the green horse to move freely and energetically forward in a steady rhythm in the working walk and the working trot, while accepting the bit with relaxation, through transitions and 40 meter circles. Increased engagement of the hindquarters (impulsion) cannot be expected yet. This level is also intended to encourage the inexperienced driver.

**CONDITIONS**

40 x 80 meter arena (exception Tandems and Four-in-Hands)  
 Average driving time: 7 1/2 minutes

**FOR JUDGING PURPOSES ONLY**

If not clearly defined, each movement ends at the beginning of the next movement.

**The scale of marks is as follows:**

10 Excellent	4 Insufficient
9 Very good	3 Fairly bad
8 Good	2 Bad
7 Fairly good	1 Very bad
6 Satisfactory	0 Not performed
5 Sufficient	

## BHDTA DRESSAGE TEST PRE-NOVICE (2008)

Arena: 80m x 40m

Scheduling interval: 10 minutes

Errors of course, Disobedience and Dismounting of Grooms are penalised as follows: 1st. Incident - 5 penalty points 2nd. Incident - 10 penalty points 3rd. Incident - Elimination
--

COMPETITOR NUMBER .....

MOVEMENT			TO BE JUDGED	MARK	REMARK
1	A DX CH	Enter at Walk Working Trot	Driving in on a straight line Transition to working trot Rhythm, Bending		
2	HXF  FAK	Change Rein and show a few lengthened strides over X  Working Trot	Impulsion, Regularity, Balance, Transition		
3	K KE	Circle right 20m diameter Working Trot	Accuracy, Rhythm, Balance, Bending		
4	EX XB	Half circle right 20m diameter Half circle left 20m diameter	Impulsion, Rhythm Accuracy of figure, bending		
5	BM M	Working Trot Circle left 20m diameter	Accuracy, Rhythm, Balance, Bending		
6	MCS	Working Trot	Impulsion, Rhythm, Bending		
7	SF	Walk	Relaxation, Freedom, Regularity		
8	FA AC	Working Trot 3 loop serpentine	Rhythm, Bend		
9	CM MK	Working Trot Change the Rein showing a Few lengthened strides over X	Impulsion, Regularity, Balance, Transitions		
10	KDX	Working Trot	Straightness, Rhythm		
11	X	Halt 8 seconds	Transition to Halt, Immobility		
12	X XG G	Rein back 3-4 steps Walk Halt and Salute Leave arena at Working Trot	Transition to Rein Back, Obedience, Transition to Walk Immobility at G		
13		Paces	Rhythm, Freedom		
14		Impulsion	Free forward movement		
15		Obedience, Lightness	Response to aids Acceptance of the Bit, willing without resistance Balance, Bend		
16		Driver	Use of aids, handling whip and reins. Position on box seat Accuracy of figures		
17		Presentation	Appearance of Driver and Grooms Cleanliness, fitness, matching, and condition of horses, harness and vehicle		

maximum marks: 170 co-efficient = 0.94

TOTAL

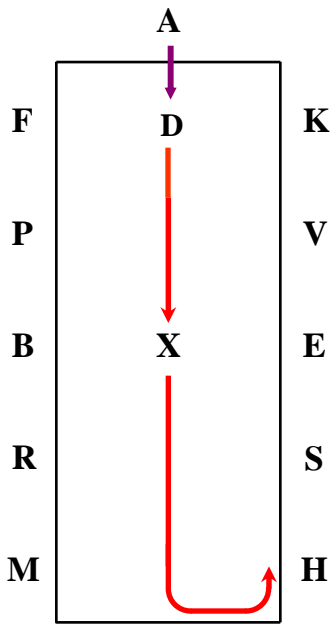
Errors of Course, Disobedience and Dismounting of Grooms  
To be marked on the President of the Jury's sheet only

Signature of Judge ..... at .....

TOTAL

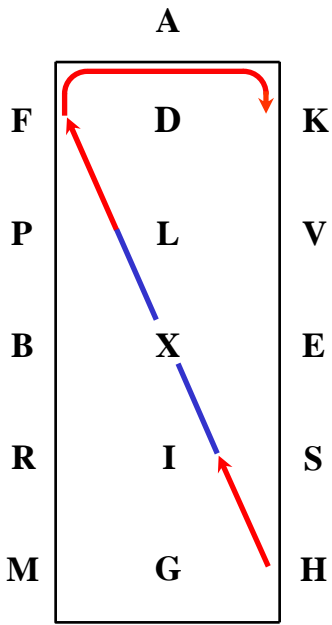
.....  
Signature of President of Jury

1



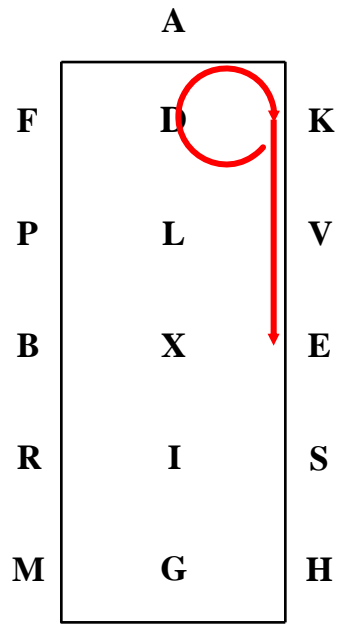
A ..... Enter at Walk  
 DX ... Working Trot.  
 CH

2



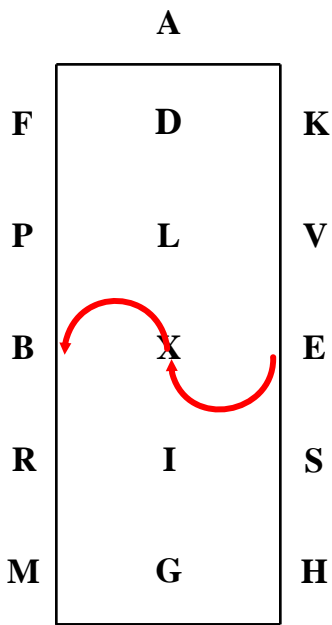
HXF .... Change rein and show  
 a few lengthened strides  
 over X.  
 FAK..... Working Trot.

3



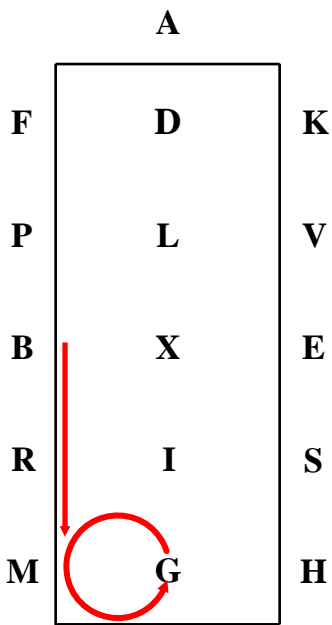
K .... Circle right 20m diameter.  
 KE..... Working Trot.

4



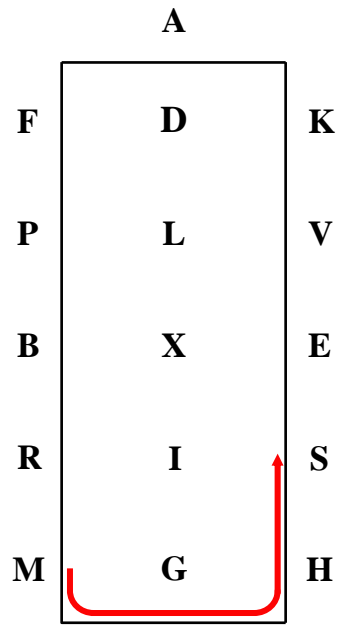
EX ... Half circle right 20m  
 diameter.  
 XB ... Half circle left 20 m  
 diameter

5



BM ... Working Trot.  
 M .... Circle left 20m diameter.

6



MCS .... Working Trot.

**7**

A

F D K  
P L V  
B X E  
R I S  
M G H

C

SF .... Walk.

**8**

A

F D K  
P L V  
B X E  
R I S  
M G H

C

FA .... Working Trot.  
AC...3 Loop Serpentine

**9**

A

F D K  
P L V  
B X E  
R I S  
M G H

C

CM ... Working Trot.  
MK.....Change the Rein showing a few lengthened strides over X.

**10**

A

F D K  
P L V  
B X E  
R I S  
M G H

C

KDX ....Working Trot.

**11**

A

F D K  
P L V  
B X E  
R I S  
M G H

C

X....Halt 8 seconds.

**12**

A

F D K  
P L V  
B X E  
R I S  
M G H

C

X .... Rein Back 3 – 4 Steps.  
XG ...Walk.  
G.....Halt and Salute.  
Leave arena at Working Trot.