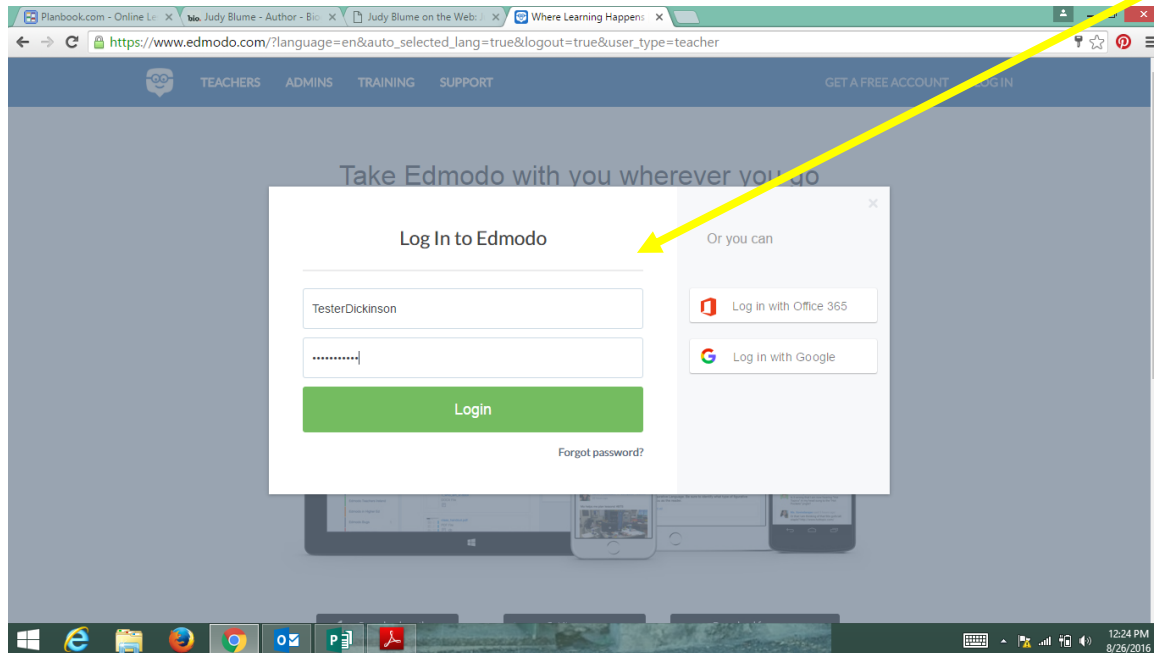
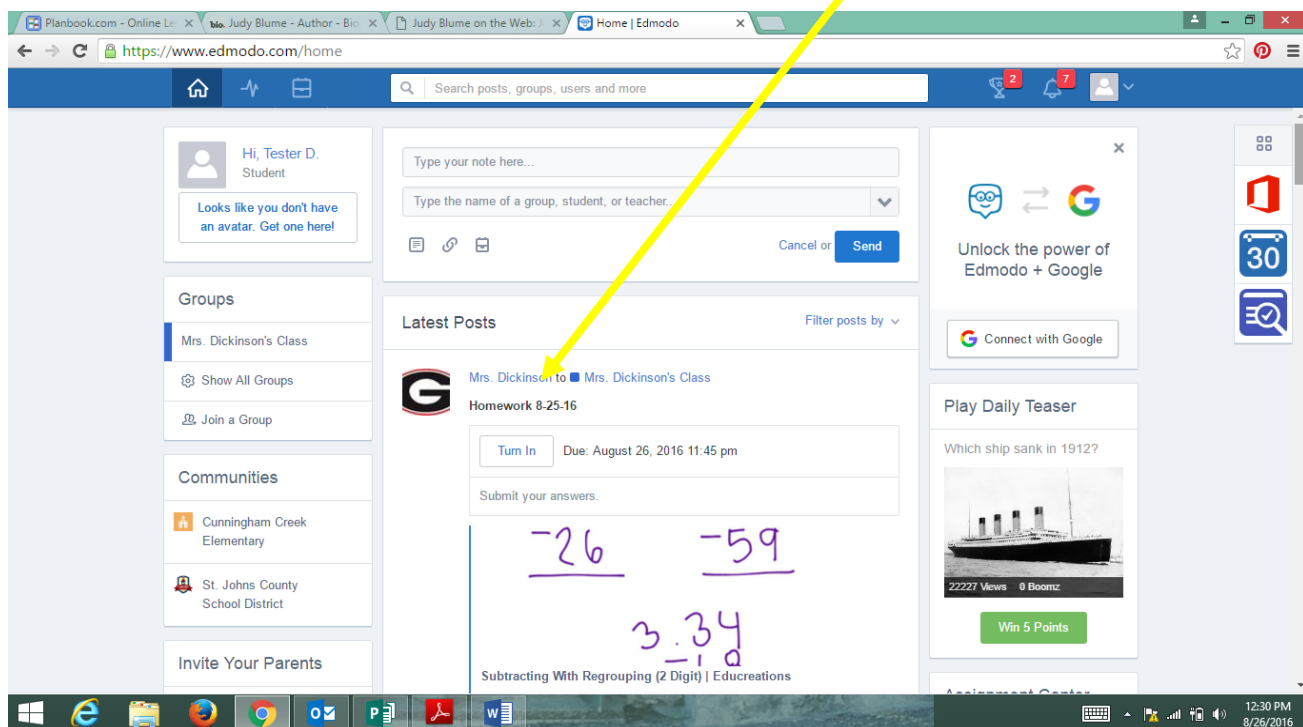


## Directions to Edmodo (from a computer)

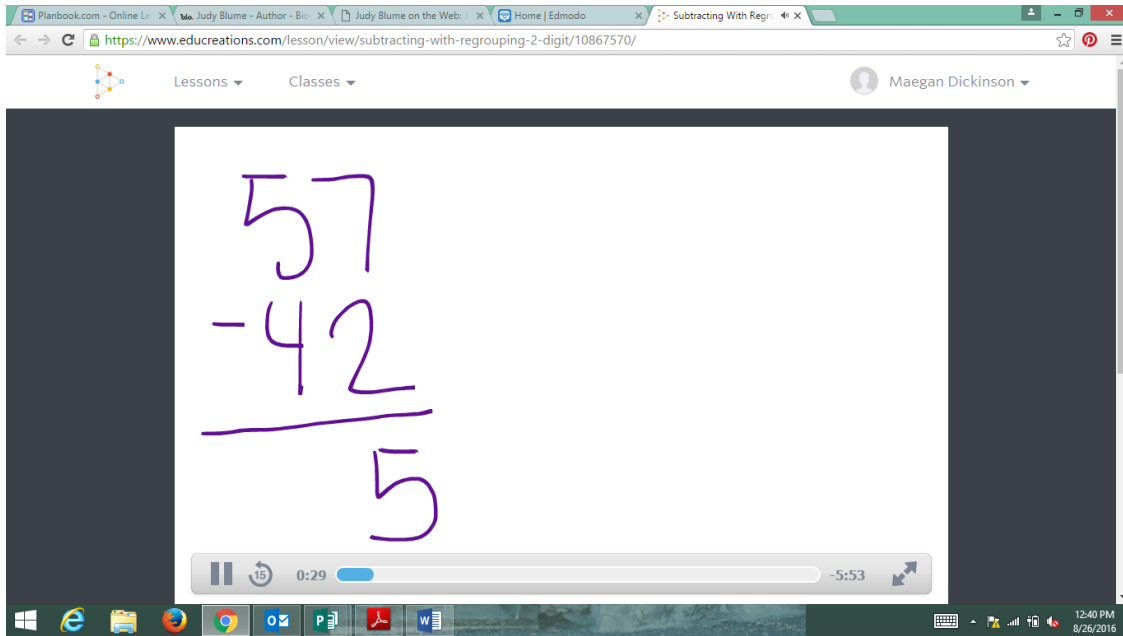
1. Log-in with your username and password (located in your binder)



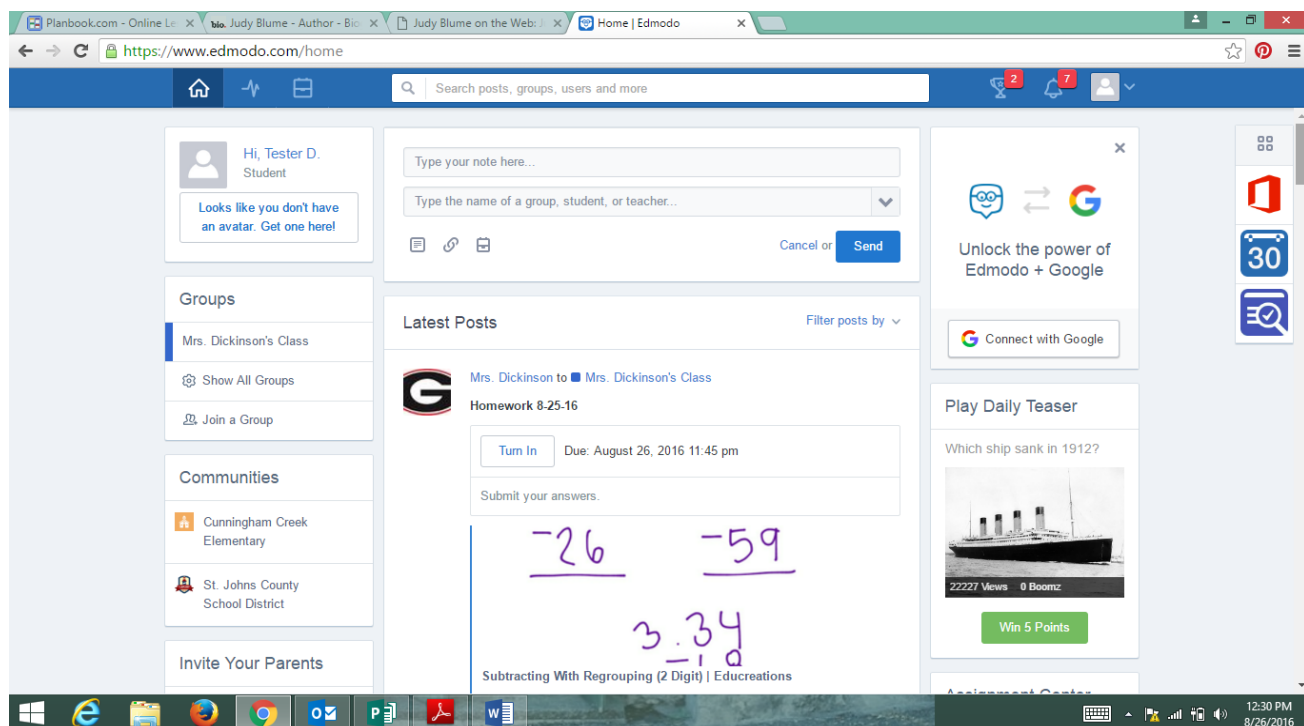
2. Locate the day's homework post



3. Click the video—it will bring you to Educreations



1. Once you are finished watching the video, go back to Edmodo.



5. Click "turn-in"

The screenshot shows the Edmodo home page. A yellow arrow points to the "Turn In" button on a homework assignment post titled "Homework 8-25-16" by Mrs. Dickinson. The post includes a math problem: 
$$\begin{array}{r} 26 \\ -59 \\ \hline 334 \end{array}$$
 and the text "Subtracting With Regrouping (2 Digit) | Educations". The "Turn In" button is circled in yellow.

6. Type your answer here.

The screenshot shows the Edmodo assignment page for "Homework 8-25-16". A yellow arrow points to the "Turn In Assignment" button. Below the assignment details, there is a section for "Tester Dickinson" with a text input field labeled "Type your responses here..." which is circled in yellow. The assignment details include the title "Homework 8-25-16", the due date "Due: Aug 26, 2016 @ 11:45 PM", and the problem: 
$$\begin{array}{r} 54 \\ 26 \\ -59 \\ \hline 334 \end{array}$$
 with the text "Subtracting With Regrouping (2 Digit) | Educations".

## 7. Click "Turn in assignment"

The screenshot shows the Edmodo interface for a homework assignment titled "Homework 8-25-16" due on August 26, 2016, at 11:45 PM. The assignment is "Subtracting With Regrouping (2 Digit)" from Educations.com. The student, Tester Dickinson, has not turned in the assignment. The submission area shows a text input with the placeholder text "1. kaslkda 2. aoiadjspod 3. askjaods". A yellow arrow points to the "Turn in Assignment" button, which is circled in yellow. The teacher's name, Mrs. Dickinson, is visible in the top left. The bottom of the screen shows a Windows taskbar with various application icons and the system clock indicating 12:52 PM on 8/26/2016.

## 8. All done! :)

The screenshot shows the Edmodo interface for the same homework assignment. The student, Tester Dickinson, has now submitted the assignment. The submission area shows the text "1. kaslkda 2. aoiadjspod 3. askjaods". A "Resubmit this Assignment" button is visible. The teacher's name, Mrs. Dickinson, is visible in the top left. The bottom of the screen shows a Windows taskbar with various application icons and the system clock indicating 12:54 PM on 8/26/2016.