



Northern Ireland (NI) Tracker Poll Results Report: Winter (December) 2018 TRACKER POLL QUESTIONS RESULTS - GENERAL REPORT

6th December 2018 – Version 1 – Full Report

This report covers all results and commentary for the complete poll-survey project
– LT NI Opinion Panel ‘Tracker Poll’ December 2018

Topics include: EU Referendum past vote, 2nd EU Referendum, NI Backstop, Should there be a NI Border poll, what way would you vote in a NI Border poll under various scenarios.

The benefit of LucidTalk’s regular scheduled polling is that it shows changes in trends and opinions at regular intervals over time – both pre and post elections, and between elections. This report covers results from the LT Quarterly NI Opinion Panel ‘Tracker’ Poll – Winter NI-Wide ‘Tracker’ poll: December 2018.

NB All commentary is provided ‘for guidance’ and for information purposes only. Commentary and analysis is/are not meant to be absolute determinations from the poll results, as poll and market research results can be subject to differing interpretations, commentary, and conclusions.

The Data, Results, and Commentary enclosed in this report are confidential and subject to the provisions of the UK Data Protection Act. Any publication, distribution, or communication, of this report, or parts thereof, are not permitted within the stated embargo period, without the authorisation of LucidTalk and/or their listed partners.

LucidTalk is a member of all recognised professional Polling and Market Research organisations, including the UK Market Research Society (UK-MRS), the British Polling Council (BPC), and ESOMAR (European Society of Market Research Organisations). The BPC are the UK professional body ensuring professional Polling and Market Research standards, and all polling, research, sampling, methodologies used, and results and reports production, for this project, are, and have been, carried out to the professional standards laid down by the BPC and AIMRO (Association of Irish Market Research Organisations).

Subject LT Opinion Panel Polling Projects

Issue 6th December 2018: LT NI Opinion Panel Poll-Project – Quarterly Tracker Poll: Final Results – General Report (Version 1)

 Date (Base Version): 6th December 2018 (Version 1)

Author(s) Bill White – LucidTalk

CONTENTS

LUCIDTALK MONTHLY TRACKER POLLS - Introduction and Background	2
Methodology – and Press Publication notes:	3
LucidTalk – Professional Credentials	3
QUESTION 2: BREXIT - A 2nd Referendum? When the UK’s government negotiations over the terms of Britain’s exit from the EU are complete, would you support or oppose the holding of another referendum (a so-called peoples vote)?	4
QUESTION 3: BREXIT - A 2nd referendum or 'Peoples Vote'? From what you know of the UK Governments EU withdrawal agreement, if there were a referendum tomorrow on the current 'EU options' (a so-called peoples vote), with the following options on the ballot paper, which would you support? – Please rank the following 6 possible options from best to worst (1= Best option, 6 = Worst option).	5
QUESTION 4: One proposal for Brexit that avoids any hard border in Ireland, is for Northern Ireland to remain closely tied to the EU, inside the single market and the customs union, while Britain has a more arms-length arrangement. Which of these comes closest to your view of this idea?	8
QUESTION 5: One proposal for ensuring there is no hard border on the island of Ireland is that technology might be used to track imports and exports with a minimum of bureaucracy and no infrastructure at the border itself. Imagine this could work, which of these options would you favour for Brexit?	10
QUESTION 6: Below are a series of statements about, or connected with, the current Brexit discussions and negotiations - please state your opinion re. each statement - from 'Strongly agree', through neutral, to 'Strongly disagree'	11
QUESTION 7: Do you think there should be a referendum on NI’s constitutional position within the UK? ie a NI Border Poll	14
QUESTION 8: Assuming a NI Border Referendum occurred in 2019, say shortly after the Brexit date (March) - What way do you think you would you vote according to the following scenarios? UK = United Kingdom, UI = United Ireland	15
Appendix 1 – Background on Project Methodology and Data Weighting	18
Data Weighting:	18

Notes:

In the results tables in this report -

NI Region/Area is analysed by the NI constituencies as follows:

East NI - Belfast/Belfast area - the 4 Belfast constituencies (North, South, East, and West) + North Down/Lagan Valley/South Antrim/East Antrim,

South NI - South Down/Strangford/Newry and Armagh/Upper Bann,

West NI - Fermanagh and South Tyrone/Mid-Ulster/West Tyrone,

North NI - Foyle/East Londonderry/North Antrim

Constitutional Position:

Neutral = typically Alliance, Green, Independents voter group, and 'Others',

Unionists = Those who vote for Unionist parties + people from a Unionist heritage background,

Nationalist and/or Republican = Those who vote for SDLP/Sinn Fein + people from a Nationalist/Republican heritage background.

LUCIDTALK MONTHLY TRACKER POLLS - Introduction and Background

LucidTalk run scheduled regular 'Tracker' polls of their established Northern Ireland online Opinion Panel - usually on a quarterly basis. The LucidTalk Opinion Panel (now 11,227 members) consists of Northern Ireland (NI) residents (age 18+) and is balanced by gender, age-group, area of residence, and community background, in order to be demographically representative of Northern Ireland. This is the report from LTs Winter 2018 quarterly NI-Wide Tracker poll – Main topics covered: **EU Referendum past vote, 2nd EU Referendum, NI Backstop, Should there be a NI Border poll, what way would you vote in a NI Border poll.**

The objective of these scheduled and regular 'Tracker' polls is to research opinion on key issues at key points in time + track changes in trends and opinions about key topics and issues over targeted periods of time.

For this 'Tracker' poll-project the LT 11,227-member NI Opinion Panel was targeted, and invited to participate, 1,625 responses were received, and after data auditing to ensure:

- (a) 'one person-one vote' responses, and
 - (b) the collation of a robust, accurate, and balanced representative NI sample,
- **1,334** full responses were recorded and used for analysis in terms of the final results.

Methodology – and Press Publication notes:

Polling was carried out by Belfast based polling and market research company LucidTalk. The project was carried out online for a period of 80 Hours from 30th November 2018 to 3rd December 2018. The project targeted the established Northern Ireland (NI) LucidTalk online Opinion Panel (11,227 members) which is balanced by gender, age-group, area of residence, and community background, in order to be demographically representative of Northern Ireland. 1,625 full responses were received, and a data auditing process was carried out to ensure all completed poll-surveys were genuine 'one-person, one-vote' responses, and also to collate a robust and accurate balanced NI representative sample. This resulted in **1,334** responses being considered in terms of the final results - the results presented in this report.

Data was weighted to the profile of all NI adults aged 18+. Data was weighted by age, sex, socio-economic group, previous voting patterns, constituency, constitutional position, party support and religious affiliation. All data results produced are accurate to a margin of error of +/-3.0%, at 95% confidence.

All reported margins of sampling error include the computed design effects for weighting. For further details regarding the data analysis and data weighting methodologies used for this project – please see Appendix A.

LucidTalk – Professional Credentials

LucidTalk is a member of all recognised professional Polling and Market Research organisations, including the UK Market Research Society (UK-MRS), the British Polling Council (BPC), and ESOMAR (European Society of Market Research organisations). The BPC are the primary UK professional body ensuring professional Polling and Market Research standards. All polling, research, sampling, methodologies used, market research projects and results and reports production are, and have been, carried out to the professional standards laid down by the BPC and AIMRO (Association of Irish Market Research Organisations).

Note to Publishers: According to agreed British Polling Council and UK IPSO procedure - Parts in Red **MUST** be published - if not in full then in a format that conveys the same meaning. This can be in 'small-type' e.g. in a box at the bottom of the coverage etc. Parts in black type are desirable to be included, but not essential.

LucidTalk is a member of The British Polling Council and abides by its rules: <http://www.britishpollingcouncil.org>.

For further information, please contact:

Bill White at LucidTalk: 07711 450545 - Email: bill.white@lucidtalk.co.uk

QUESTION 2: BREXIT - A 2nd Referendum? When the UK's government negotiations over the terms of Britain's exit from the EU are complete, would you support or oppose the holding of another referendum (a so-called peoples vote)?

NI RESULTS – 1,334 SAMPLE: NI REPRESENTATIVE (Weighted) – TOTAL NI RESULTS

QUESTION 2: BREXIT - A 2nd Referendum? When the UK's government negotiations over the terms of Britain's exit from the EU are complete, would you support or oppose the holding of another referendum (a so-called peoples vote)?																	
BASE : All respondents - 1,334 NI representative sample (weighted); LT NI-Wide Tracker Poll - December 2018																	
	GENDER			AGE-GROUP				NI REGION/AREA				EU Referendum Vote - 2016			CONSTITUTIONAL POSITION		
	TOTAL	Female	Male	18-24	25-44	45-64	65+	EAST NI	NORTH NI	SOUTH NI	WEST NI	Did not Vote/Don't Recall	Leave	Remain	Nationalist and/or Republican	Neutral	Unionist
YES - I would support a 2nd EU Referendum	56%	67%	45%	49%	58%	58%	53%	57%	58%	54%	56%	68%	12%	87%	83%	81%	27%
NO - I would oppose a 2nd EU Referendum	39%	29%	49%	48%	34%	38%	45%	39%	37%	43%	37%	20%	85%	8%	9%	16%	71%
Don't Know/Not Sure	5%	4%	6%	3%	8%	4%	2%	4%	5%	3%	7%	12%	3%	5%	8%	3%	2%

- The majority of NI would support a 2nd EU Referendum (or peoples vote – or whatever you want to call it) i.e. 56% say this.
- However, when this is analysed via Unionists vs Nationalists/Republicans there is/are a big difference of opinion: Nationalists/Republicans (i.e. includes Sinn Fein voters) are 83% for a 2nd EU referendum, but Unionists (i.e. includes DUP voters) are only 27% for a 2nd EU referendum and 71% against. However, this 27% minority of Unionists who are pro a 2nd EU Referendum are a 'critical minority' and perhaps shouldn't be 'ignored' by the DUP etc.
- It should be noted that notable minorities of Nationalists/Republicans and the 'Neutral – Alliance/Green party' voters (i.e. 9% and 16% respectively) are against a 2nd EU referendum as they have the view that NI has already voted to Remain, so that is the result that should be honoured etc.

QUESTION 3: BREXIT - A 2nd referendum or 'Peoples Vote'? From what you know of the UK Governments EU withdrawal agreement, if there were a referendum tomorrow on the current 'EU options' (a so-called peoples vote), with the following options on the ballot paper, which would you support? – Please rank the following 6 possible options from best to worst (1= Best option, 6 = Worst option).

NI RESULTS – 1,334 SAMPLE: NI REPRESENTATIVE (Weighted) – NI Tracker Poll: December 2018 - TOTAL NI RESULTS

OPTION A - Q3.1. Remain in the EU,

OPTION B - Q3.2. Accept the UK governments EU withdrawal agreement and proceed with Brexit on these terms

OPTION C - Q3.3. Reject the UK Governments EU withdrawal agreement and reopen negotiations with the EU to obtain a 'better-different' deal - more distant from the EU.

OPTION D - Q3.4. Reject the UK Governments EU withdrawal agreement and Leave the EU without a deal i.e. the so-called 'No Deal'.

OPTION E - Q3.5. Reject the UK Governments EU withdrawal agreement and reopen negotiations with the EU to obtain a 'better-different' deal - closer to EU.

OPTION F - Q3.6. Don't Know/Not Sure

PROPORTIONAL VOTING - METHODOLOGY

ROUND 1: Respondents were asked to rank the following 6 possible options from 1 to 6, from best to worst (1= Best option, 6 = Worst option). The scores shown in the results table are scores shown in overall % terms and relate to the popularity of each option according to the No. of 'first preference' or score 1's the option received. We then conducted a PR election by eliminating the 'least voted' options and transferred these 'votes' according to the 2nd preferences as expressed by the poll participants. i.e. for Round 2 we eliminated options B, E, and F.

ROUND 2: Respondents were asked to rank the following 6 possible options from 1 to 6, from best to worst (1= Best option, 6 = Worst option). The scores shown in the results table are scores shown in overall % terms and relate to the popularity of each option according to the No. of 'first preference' or score 1's the option received. We then conducted a PR election by eliminating the 'least voted' options and transferred these 'votes' according to the 2nd preferences as expressed by the poll participants. i.e. for Round 2 we eliminated options B, E, and F, as these options scored the lowest in Round 1, and these votes were transferred according to their '2nd preferences'.

ROUND 3: Respondents were asked to rank the following 6 possible options from 1 to 6, from best to worst (1= Best option, 6 = Worst option). The scores shown in the results table are scores shown in overall % terms and relate to the popularity of each option according to the No. of 'first preference' or score 1's the option received. We then conducted a PR election by eliminating the 'least voted' options and transferred these 'votes' according to the 2nd preferences as expressed by the poll participants. i.e. for Round 3 we eliminated option C, as it was bottom of the preference list after Round 2.

QUESTION 3: From what you know of the UK Governments EU withdrawal agreement, if there were a referendum tomorrow on the current 'EU options' (a so-called peoples vote), with the following options on the ballot paper, which would you support?
- Please rank the following 6 possible options from best to worst (1= Best option, 6 = Worst option).

BASE : All respondents - 1,334 NI representative sample (weighted); LT NI-Wide Tracker Poll - December 2018

ROUND 1: A PR election was conducted by eliminating the 'least voted' options and transferring these 'votes' according to the 2nd preferences as expressed by the poll participants. i.e. for Round 2 we eliminated options B,E, and F.	GENDER			AGE-GROUP				NI REGION/AREA				EU Referendum Vote - 2016			CONSTITUTIONAL POSITION		
	TOTAL	Female	Male	18-24	25-44	45-64	65+	EAST NI	NORTH NI	SOUTH NI	WEST NI	Did not Vote/Don't Recall	Leave	Remain	Nationalist and/or Republican	Neutral	Unionist
A: Remain in the EU -	55%	65%	46%	60%	63%	53%	49%	54%	62%	55%	57%	61%	9%	91%	90%	78%	21%
D: Reject the UK Governments EU withdrawal agreement and Leave the EU without a deal -	21%	14%	28%	8%	15%	26%	28%	17%	28%	23%	20%	8%	50%	1%	2%	4%	40%
C: Reject the UK Governments EU withdrawal agreement and reopen negotiations with the EU to obtain a better different deal more distant from the EU -	13%	11%	14%	27%	11%	12%	10%	12%	6%	18%	14%	9%	29%	1%	1%	2%	26%
B: Accept the UK governments EU withdrawal agreement and proceed with Brexit on these terms -	6%	5%	7%	5%	5%	5%	8%	9%	3%	3%	3%	10%	4%	6%	4%	6%	7%
F: Don't Know Not Sure -	3%	4%	2%	0%	5%	1%	4%	6%	0%	1%	1%	8%	6%	0%	2%	5%	4%
E: Reject the UK Governments EU withdrawal agreement and reopen negotiations with the EU to obtain a better different deal closer to the EU -	2%	1%	3%	0%	1%	3%	1%	2%	1%	0%	5%	4%	2%	1%	1%	5%	2%

- As can be seen from the three tables for this question – we carried out a Proportional Representation (PR) election across all six options that were offered as part of this question. On the ‘first preference’ vote, as in the above table, we see ‘Remain in the EU scores 55% (nearly the same as the Remain vote – 56% in the actual NI EU Referendum).
- We see T. Mays deal (Option B) scores in the bottom 3 options on only 6% i.e. all communities in NI don’t like T. Mays deal, although maybe for different reasons. The bottom three options, as shown above, were then eliminated (because the combined scores of those 3 options is/was only 11% and still less than the 3rd placed option which scored 13%. The eliminated votes (from those who voted for the bottom 3 options) were transferred according to their 2nd preferences – see Round 2.

QUESTION 3: From what you know of the UK Governments EU withdrawal agreement, if there were a referendum tomorrow on the current 'EU options' (a so-called peoples vote), with the following options on the ballot paper, which would you support?

- Please rank the following 6 possible options from best to worst (1= Best option, 6 = Worst option).

BASE : All respondents - 1,334 NI representative sample (weighted); LT NI-Wide Tracker Poll - December 2018

ROUND 2: for Round 2 (this round) we eliminated options B,E, and F, as these options scored the lowest in Round 1, and these votes were transferred according to their '2nd preferences'.	GENDER			AGE-GROUP				NI REGION/AREA				EU Referendum Vote - 2016			CONSTITUTIONAL POSITION		
	TOTAL	Female	Male	18-24	25-44	45-64	65+	EAST NI	NORTH NI	SOUTH NI	WEST NI	Did not Vote/Don't			Nationalist and/or		
												Recall	Leave	Remain	Republican	Neutral	Unionist
A: Remain in the EU -	62%	73%	51%	62%	70%	57%	58%	65%	64%	58%	60%	77%	13%	97%	94%	81%	29%
D: Reject the UK Governments EU withdrawal agreement and Leave the EU without a deal -	23%	15%	32%	9%	16%	29%	32%	20%	29%	24%	24%	10%	55%	2%	4%	6%	44%
C: Reject the UK Governments EU withdrawal agreement and reopen negotiations with the EU to obtain a better different deal more distant from the EU -	15%	13%	17%	28%	14%	14%	10%	15%	7%	18%	16%	13%	32%	2%	2%	12%	27%
B: Accept the UK governments EU withdrawal agreement and proceed with Brexit on these terms -																	
F: Don't Know Not Sure -																	
E: Reject the UK Governments EU withdrawal agreement and reopen negotiations with the EU to obtain a better different deal closer to the EU -																	

- Then for the final round above we eliminated Option C (as it was the lowest scoring option after Round 2) i.e. 'Reject the UK Governments EU withdrawal agreement and reopen negotiations with the EU to obtain a 'better-different' deal - more distant from the EU'. **THUS, WE ARRIVED AT THE FINAL RESULT IE OPTION A – REMAIN IN EU: 64%, and OPTION D – NO DEAL IE 'Reject the UK Governments EU withdrawal agreement and Leave the EU without a deal i.e. the so-called 'No Deal': 36%.**

QUESTION 3: From what you know of the UK Governments EU withdrawal agreement, if there were a referendum tomorrow on the current 'EU options' (a so-called peoples vote), with the following options on the ballot paper, which would you support?
- Please rank the following 6 possible options from best to worst (1= Best option, 6 = Worst option).

BASE : All respondents - 1,334 NI representative sample (weighted); LT NI-Wide Tracker Poll - December 2018

ROUND 3: for Round 3 (this round) we eliminated option C, as it was bottom of the preference list after Round 2.

	GENDER			AGE-GROUP				NI REGION/AREA				EU Referendum Vote - 2016			CONSTITUTIONAL POSITION		
	TOTAL	Female	Male	18-24	25-44	45-64	65+	EAST NI	NORTH NI	SOUTH NI	WEST NI	Did not Vote/Don't Recall	Leave	Remain	Nationalist and/or Republican	Neutral	Unionist
A: Remain in the EU -	64%	75%	52%	64%	72%	60%	59%	67%	65%	58%	66%	85%	15%	97%	95%	87%	31%
D: Reject the UK Governments EU withdrawal agreement and Leave the EU without a deal -	36%	25%	48%	36%	28%	40%	41%	33%	35%	42%	34%	15%	85%	3%	5%	13%	69%
C: Reject the UK Governments EU withdrawal agreement and reopen negotiations with the EU to obtain a better different deal more distant from the EU -																	
B: Accept the UK governments EU withdrawal agreement and proceed with Brexit on these terms -																	
F: Don't Know Not Sure -																	
E: Reject the UK Governments EU withdrawal agreement and reopen negotiations with the EU to obtain a better different deal closer to the EU -																	

- **The above indicates that if the EU Referendum were run again with the same question on the ballot as in the EU Referendum of 2016, then the NI Remain vote result would go up to the early 60's% (i.e. from the 56% Remain result in the EU Ref 2016), and the NI Leave vote result would drop to the late 30's%.**

QUESTION 4: One proposal for Brexit that avoids any hard border in Ireland, is for Northern Ireland to remain closely tied to the EU, inside the single market and the customs union, while Britain has a more arms-length arrangement. Which of these comes closest to your view of this idea?


NI RESULTS – 1,334 SAMPLE: NI REPRESENTATIVE (Weighted) – NI Tracker Poll: December 2018 - TOTAL NI RESULTS

QUESTION 4. One proposal for Brexit that avoids any hard border in Ireland, is for Northern Ireland to remain closely tied to the EU, inside the single market and the customs union, while Britain has a more arms-length arrangement. Which of these comes closest to your view of this idea?																	
BASE : All respondents - 1,334 NI representative sample (weighted); LT NI-Wide Tracker Poll - December 2018																	
	GENDER			AGE-GROUP				NI REGION/AREA				EU Referendum Vote - 2016			CONSTITUTIONAL POSITION		
	TOTAL	Female	Male	18-24	25-44	45-64	65+	EAST NI	NORTH NI	SOUTH NI	WEST NI	Did not Vote/Don't Recall	Leave	Remain	Nationalist and/or Republican	Neutral	Unionist
I would welcome this as it would benefit the NI economy	35%	42%	30%	47%	38%	40%	22%	42%	25%	39%	28%	41%	7%	56%	52%	48%	19%
I would welcome this as it resolves the difficult issue of the land border within Ireland	30%	33%	26%	15%	35%	22%	39%	28%	39%	20%	39%	44%	13%	40%	46%	40%	12%
I would oppose this as it would be bad for the NI economy	29%	20%	37%	36%	20%	31%	36%	23%	29%	36%	32%	13%	68%	2%	0%	2%	60%
I would oppose this as it creates a new border between NI and GB, threatening the union	6%	5%	7%	2%	7%	7%	3%	7%	7%	5%	1%	2%	12%	2%	2%	10%	9%

- Overall NI would favour some sort of ‘special status’ for NI i.e. more closely tied to the EU – Total NI results are as above i.e. 35% would welcome this as it would ‘benefit the NI economy’, and a further 30% say they would welcome this as it ‘resolves the difficult issue of the land border with Ireland’.
- However, looking at the right-hand-side of the table we see 60% of unionists would oppose some sort of ‘special status for NI as they say it would be ‘bad for the NI economy i.e. a border down the Irish sea. However, its important to note that a significant minority of Unionists would welcome this sort of NI ‘special status’ (as defined in the poll Question) e.g. 19% of Unionists (i.e. basically mostly DUP voters) would ‘welcome this as it would benefit the NI economy’.
- We see that virtually 100% of Nationalists/Republicans would welcome some sort of ‘special status’ for NI as defined in the poll question. So, the NI ‘welcome’ totals for this question are made up of about 98% of the Nationalists/Republicans and 88% of the ‘Neutrals’ (i.e. Alliance, Green, Others voters) + about 1/3 of the Unionists. Basically, the Unionists are split on this with about 1/3 of Unionists welcoming this as it ‘would benefit the Ni economy’ (i.e. if NI was closely linked to the EU i.e. more linked to the EU than GB) – but 2/3 of Unionists would oppose this as it would create a border between NI and Great Britain. This 69% of Unionists is obviously a majority of Unionists, but overall, it’s a minority within the whole of NI.

QUESTION 5: One proposal for ensuring there is no hard border on the island of Ireland is that technology might be used to track imports and exports with a minimum of bureaucracy and no infrastructure at the border itself. Imagine this could work, which of these options would you favour for Brexit?

NI RESULTS – 1,334 SAMPLE: NI REPRESENTATIVE (Weighted) – NI Tracker Poll: December 2018 - TOTAL NI RESULTS

QUESTION 5: One proposal for ensuring there is no hard border on the island of Ireland is that technology might be used to track imports and exports with a minimum of bureaucracy and no infrastructure at the border itself. Imagine this could work, which of these options would you favour for Brexit:																		
BASE : All respondents - 1,334 NI representative sample (weighted); LT NI-Wide Tracker Poll - December 2018																		
	GENDER			AGE-GROUP				NI REGION/AREA				EU Referendum Vote - 2016			CONSTITUTIONAL POSITION			
	TOTAL	Female	Male	18-24	25-44	45-64	65+	EAST NI	NORTH NI	SOUTH NI	WEST NI	Did not Vote/Don't Recall	Leave	Remain	Nationalist and/or Republican	Neutral	Unionist	
NI sticks with whatever Brexit arrangements are negotiated for the rest of the UK	38%	32%	45%	38%	33%	40%	45%	30%	36%	41%	35%	15%	87%	6%	2%	14%	78%	
Regardless of what the rest of the UK does, NI remains closely tied to the EU, inside the single market and customs union so there is a requirement for technology to solve the border issue	62%	68%	55%	62%	67%	60%	55%	61%	64%	59%	65%	85%	13%	94%	98%	86%	22%	

- The majority of NI would favour some sort of ‘special status’ for NI i.e. more closely tied to the EU – 62%, see totals above. However, look at the big difference between Unionists and Nationalist on this issue – see RHS of table above.
- Also look at the age-group analyses: The 18-24, and 25-44 age-groups are very much in favour of NI remaining closely tied to the EU i.e. the 2nd option above. + Not surprisingly 94% of those who voted Remain in the 2016 EU Referendum support NI remaining more closely tied to the EU, even if the rest of the UK doesn’t.
- There is more concern among Unionists about the economic impact of a ‘bad Brexit’ (i.e. no backstop etc., or No deal Brexit) in Northern Ireland, than what the DUP are representing at the moment. However, this unionist group (i.e. that are sort of pro T. Mays deal) is still a minority among Unionists (although a sizable one, and a bigger minority than what the DUP are currently representing) i.e. the majority of Unionist are still against T. Mays deal and having a ‘border down the Irish sea’!

QUESTION 6: Below are a series of statements about, or connected with, the current Brexit discussions and negotiations - please state your opinion re. each statement - from 'Strongly agree', through neutral, to 'Strongly disagree'

NI RESULTS – 1,334 SAMPLE: NI REPRESENTATIVE (Weighted) – NI Tracker Poll: December 2018 - TOTAL NI RESULTS

QUESTION 6: Below are a series of statements about, or connected with, the current Brexit discussions and negotiations - please state your opinion re. each statement - from 'Strongly agree', through neutral, to 'Strongly disagree'.																	
BASE : All respondents - 1,334 NI representative sample (weighted); LT NI-Wide Tracker Poll - December 2018																	
The UK Governments current EU withdrawal agreement is a threat to the UK Union	GENDER			AGE-GROUP				NI REGION/AREA				EU Referendum Vote - 2016			CONSTITUTIONAL POSITION		
	TOTAL	Female	Male	18-24	25-44	45-64	65+	EAST NI	NORTH NI	SOUTH NI	WEST NI	Did not Vote/Don't Recall	Leave	Remain	Nationalist and/or Republican	Neutral	Unionist
Strongly Agree	36%	34%	40%	66%	32%	34%	37%	30%	35%	51%	35%	10%	67%	20%	19%	21%	57%
Agree	15%	8%	22%	8%	18%	15%	12%	17%	14%	10%	18%	23%	13%	15%	16%	12%	13%
Neutral - Don't Know/Not Sure	13%	17%	9%	7%	16%	13%	13%	17%	6%	7%	18%	21%	11%	13%	16%	10%	12%
Disagree	20%	22%	17%	13%	16%	23%	22%	22%	21%	17%	17%	34%	4%	27%	28%	18%	11%
Strongly Disagree	16%	19%	12%	6%	18%	15%	16%	14%	24%	15%	12%	12%	5%	25%	21%	39%	7%

QUESTION 6: Below are a series of statements about, or connected with, the current Brexit discussions and negotiations - please state your opinion re. each statement - from 'Strongly agree', through neutral, to 'Strongly disagree'.																	
BASE : All respondents - 1,334 NI representative sample (weighted); LT NI-Wide Tracker Poll - December 2018																	
The main business organisations in Northern Ireland (inc. the Ulster Farmers Union) are correct to back the UK Governments current EU withdrawal agreement	GENDER			AGE-GROUP				NI REGION/AREA				EU Referendum Vote - 2016			CONSTITUTIONAL POSITION		
	TOTAL	Female	Male	18-24	25-44	45-64	65+	EAST NI	NORTH NI	SOUTH NI	WEST NI	Did not Vote/Don't Recall	Leave	Remain	Nationalist and/or Republican	Neutral	Unionist
Strongly Agree	31%	31%	32%	18%	35%	33%	28%	31%	32%	26%	40%	49%	9%	45%	53%	24%	11%
Agree	23%	29%	17%	42%	27%	20%	14%	25%	19%	29%	16%	34%	7%	33%	33%	24%	14%
Neutral - Don't Know/Not Sure	9%	11%	7%	5%	9%	10%	10%	13%	5%	3%	9%	10%	12%	6%	4%	10%	13%
Disagree	14%	13%	15%	31%	11%	15%	8%	14%	9%	22%	8%	3%	26%	7%	6%	7%	23%
Strongly Disagree	23%	16%	29%	4%	18%	22%	40%	17%	35%	20%	27%	4%	46%	9%	4%	35%	39%

QUESTION 6: Below are a series of statements about, or connected with, the current Brexit discussions and negotiations - please state your opinion re. each statement - from 'Strongly agree', through neutral, to 'Strongly disagree'.

BASE : All respondents - 1,334 NI representative sample (weighted); LT NI-Wide Tracker Poll - December 2018

The Unionist parties (e.g. DUP, UUP) are correct in rejecting the UK Governments current EU Withdrawal agreement	GENDER			AGE-GROUP				NI REGION/AREA				EU Referendum Vote - 2016			CONSTITUTIONAL POSITION		
	TOTAL	Female	Male	18-24	25-44	45-64	65+	EAST NI	NORTH NI	SOUTH NI	WEST NI	Did not Vote/Don't Recall	Leave	Remain	Nationalist and/or Republican	Neutral	Unionist
Strongly Agree	31%	23%	38%	32%	22%	30%	45%	22%	44%	36%	30%	4%	68%	8%	3%	34%	57%
Agree	6%	4%	8%	5%	6%	9%	3%	9%	2%	4%	6%	3%	10%	4%	3%	6%	9%
Neutral - Don't Know/Not Sure	6%	8%	4%	2%	6%	5%	7%	7%	3%	1%	9%	10%	8%	2%	3%	1%	8%
Disagree	9%	10%	8%	2%	11%	11%	7%	15%	4%	7%	6%	8%	6%	12%	10%	18%	8%
Strongly Disagree	48%	55%	42%	59%	55%	45%	38%	47%	47%	52%	49%	75%	8%	74%	81%	41%	18%

QUESTION 6: Below are a series of statements about, or connected with, the current Brexit discussions and negotiations - please state your opinion re. each statement - from 'Strongly agree', through neutral, to 'Strongly disagree'.

BASE : All respondents - 1,334 NI representative sample (weighted); LT NI-Wide Tracker Poll - December 2018

The Irish Governments contribution to the Brexit discussions has been helpful	GENDER			AGE-GROUP				NI REGION/AREA				EU Referendum Vote - 2016			CONSTITUTIONAL POSITION		
	TOTAL	Female	Male	18-24	25-44	45-64	65+	EAST NI	NORTH NI	SOUTH NI	WEST NI	Did not Vote/Don't Recall	Leave	Remain	Nationalist and/or Republican	Neutral	Unionist
Strongly Agree	26%	28%	24%	8%	32%	21%	33%	21%	36%	27%	28%	32%	6%	40%	49%	29%	4%
Agree	22%	25%	20%	13%	25%	31%	9%	27%	22%	11%	26%	34%	6%	32%	34%	32%	10%
Neutral - Don't Know/Not Sure	11%	12%	10%	36%	8%	7%	11%	9%	4%	20%	8%	13%	4%	17%	13%	24%	7%
Disagree	9%	10%	7%	11%	10%	4%	14%	15%	6%	4%	5%	8%	11%	7%	3%	10%	14%
Strongly Disagree	32%	25%	39%	32%	25%	37%	33%	28%	32%	38%	33%	13%	73%	4%	1%	5%	65%

QUESTION 6: Below are a series of statements about, or connected with, the current Brexit discussions and negotiations - please state your opinion re. each statement - from 'Strongly agree', through neutral, to 'Strongly disagree'!


BASE : All respondents - 1,334 NI representative sample (weighted); LT NI-Wide Tracker Poll - December 2018

The DUPs tactics in the Brexit discussions and negotiations have been correct	GENDER			AGE-GROUP				NI REGION/AREA				EU Referendum Vote - 2016			CONSTITUTIONAL POSITION		
	TOTAL	Female	Male	18-24	25-44	45-64	65+	EAST NI	NORTH NI	SOUTH NI	WEST NI	Did not Vote/Don't Recall	Leave	Remain	Nationalist and/or Republican	Neutral	Unionist
Strongly Agree	17%	13%	21%	31%	8%	20%	20%	13%	18%	25%	15%	2%	41%	1%	2%	0%	34%
Agree	9%	6%	11%	0%	9%	9%	11%	8%	15%	6%	7%	2%	21%	0%	1%	0%	17%
Neutral - Don't Know/Not Sure	7%	7%	8%	3%	6%	8%	14%	7%	11%	5%	8%	10%	9%	7%	2%	27%	11%
Disagree	8%	6%	10%	4%	7%	9%	7%	11%	4%	7%	4%	3%	11%	6%	4%	10%	10%
Strongly Disagree	59%	68%	50%	62%	70%	54%	48%	61%	52%	57%	66%	83%	18%	86%	91%	63%	28%

- There were 5 scenarios/questions put to the poll respondents – i.e. the 5 tables above. As can be seen, there's a notable difference of opinion between the Unionist and Nationalist/Republican communities, across all 5 sets of results. Plus, the age-group analysis also shows interesting patterns.
- However, some things to note – 26% of Unionists (i.e. more than 1 in 4) think the DUP, and other Unionist parties have been wrong in rejecting T. Mays agreement. + 38% of Unionists (last table above) strongly disagree, or disagree, with the statement that the DUPs tactics have been correct (i.e. Disagree – 10% + Strongly Disagree – 28%). So, again like previous questions, maybe there's a sizable minority of Unionists who are not really in tune with the DUPs approach to Brexit and T. Mays government.
- Interestingly, 49% (i.e. combined scores of Disagree and Strongly Disagree) of Nationalist/Republicans (i.e. Sinn Fein/SDLP voters etc.) don't think that T. Mays deal is a threat to the UK union.

QUESTION 7: Do you think there should be a referendum on NI's constitutional position within the UK? ie a NI Border Poll.

NI RESULTS – 1,334 SAMPLE: NI REPRESENTATIVE (Weighted) – NI Tracker Poll: December 2018 - TOTAL NI RESULTS

QUESTION 7: Do you think there should be a referendum on NI's constitutional position within the UK? i.e. a NI Border Poll.															 <small>COLLATING OPINIONS COLLECTING VIEWS</small>		
BASE : All respondents - 1,334 NI representative sample (weighted); LT NI-Wide Tracker Poll - December 2018																	
	GENDER			AGE-GROUP				NI REGION/AREA				EU Referendum Vote - 2016			CONSTITUTIONAL POSITION		
	TOTAL	Female	Male	18-24	25-44	45-64	65+	EAST NI	NORTH NI	SOUTH NI	WEST NI	Did not Vote/Don't Recall	Leave	Remain	Nationalist and/or Republican	Neutral	Unionist
YES – very soon, i.e. in 2019 (after Brexit date - March)	19%	22%	16%	5%	25%	22%	11%	22%	12%	16%	23%	16%	7%	29%	35%	16%	4%
YES – within the next five years	24%	23%	25%	19%	30%	23%	17%	26%	32%	14%	24%	42%	7%	33%	44%	21%	4%
YES – within the next ten years	11%	15%	8%	4%	9%	13%	18%	12%	19%	10%	7%	12%	5%	16%	10%	31%	11%
YES – but only in the distant future	17%	12%	22%	37%	11%	14%	20%	13%	8%	23%	25%	16%	20%	14%	10%	27%	21%
NO – I don't think there should ever be a NI Border	29%	28%	29%	35%	25%	28%	34%	27%	29%	37%	21%	14%	61%	8%	1%	5%	60%

- **Main Results – Combined scores of ‘Very soon’ for a NI Border poll, and within the next 5 years is/are 43%. However, we see that 29% never want a NI Border poll, and we see this is mostly driven from the Unionist community – see RHS i.e. 60% of Unionist never want a NI Border poll. However, Unionists and Nationalists again have different views on this: 79% of Nationalists/Republicans (i.e. mostly Sinn Fein/SDLP voters) want a NI Border poll either in 2019, or within the next 5 years.**

QUESTION 8: Assuming a NI Border Referendum occurred in 2019, say shortly after the Brexit date (March) - What way do you think you would you vote according to the following scenarios? UK = United Kingdom, UI = United Ireland

NI RESULTS – 1,334 SAMPLE: NI REPRESENTATIVE (Weighted) – NI Tracker Poll: December 2018 - TOTAL NI RESULTS

Q8.1. Brexit - based on the UK Governments current EU withdrawal agreement

QUESTION 8: Assuming a NI Border Referendum occurred in 2019, say shortly after the Brexit date (March) - What way do you think you would you vote according to the following scenarios? UK = United Kingdom, UI = United Ireland.																	
BASE : All respondents - 1,334 NI representative sample (weighted): LT NI-Wide Tracker Poll - December 2018																	
Brexit - based on the UK Governments current EU withdrawal agreement	GENDER			AGE-GROUP				NI REGION/AREA				EU Referendum Vote - 2016			CONSTITUTIONAL POSITION		
	TOTAL	Female	Male	18-24	25-44	45-64	65+	EAST NI	NORTH NI	SOUTH NI	WEST NI	Did not Vote/Don't Recall	Leave	Remain	Nationalist and/or Republican	Neutral	Unionist
NI to REMAIN in UK - I'm 100% certain	39%	32%	46%	39%	33%	39%	48%	41%	33%	42%	35%	19%	82%	10%	1%	6%	80%
NI to REMAIN in UK - My probable vote, but I'm not certain	9%	9%	9%	6%	7%	11%	10%	8%	9%	9%	10%	9%	5%	12%	4%	23%	12%
Don't Know/Not Sure at this point	4%	5%	4%	1%	6%	5%	3%	7%	4%	1%	5%	3%	5%	4%	3%	17%	5%
NI to LEAVE the UK and join a UI - My probable vote, but I'm not certain	18%	26%	9%	34%	12%	15%	25%	16%	26%	22%	8%	15%	1%	31%	29%	43%	3%
NI to LEAVE the UK and join a UI - I'm 100% certain	30%	28%	32%	20%	42%	30%	14%	28%	28%	26%	42%	54%	7%	43%	63%	11%	0%

- **Main Results – We see we have a narrow split, with the probable result that there would be a small majority for NI staying in the UK under the scenario of T. Mays Brexit deal being implemented. Again, notice the ‘differences of opinion’ between Unionist and Nationalists/Republicans (to be expected), however the ‘neutral’ group (i.e. Alliance, Green, others voters) will be crucial to this question – see the patterns in the above table at the RHS.**
- **Also notice and follow the age-group analyses with this question.**

Q8.2. Brexit - based on 'No deal' (i.e. if the UK Governments EU withdrawal agreement is defeated in the parliament, + no new deal is negotiated with the EU)

QUESTION 8: Assuming a NI Border Referendum occurred in 2019, say shortly after the Brexit date (March) - What way do you think you would you vote according to the following scenarios? UK = United Kingdom, UI = United Ireland.

BASE : All respondents - 1,334 NI representative sample (weighted): LT NI-Wide Tracker Poll - December 2018


Brexit - based on a 'No deal' (i.e. if the UK Governments EU withdrawal agreement is defeated in the UK parliament and no new deal is negotiated with the EU)	GENDER			AGE-GROUP				NI REGION/AREA				EU Referendum Vote - 2016			CONSTITUTIONAL POSITION		
	TOTAL	Female	Male	18-24	25-44	45-64	65+	EAST NI	NORTH NI	SOUTH NI	WEST NI	Did not Vote/Don't Recall	Leave	Remain	Nationalist and/or Republican	Neutral	Unionist
NI to REMAIN in UK - I'm 100% certain	38%	32%	44%	37%	32%	30%	47%	40%	33%	41%	35%	12%	84%	8%	0%	5%	80%
NI to REMAIN in UK - My probable vote, but I'm not certain	4%	4%	4%	3%	2%	4%	6%	4%	4%	5%	1%	3%	4%	4%	0%	9%	6%
Don't Know/Not Sure at this point	3%	3%	4%	2%	4%	3%	2%	5%	3%	1%	2%	6%	3%	3%	2%	16%	3%
NI to LEAVE the UK and join a UI - My probable vote, but I'm not certain	7%	8%	6%	3%	9%	7%	8%	8%	6%	7%	7%	13%	1%	11%	5%	26%	6%
NI to LEAVE the UK and join a UI - I'm 100% certain	48%	53%	42%	55%	53%	47%	37%	43%	54%	46%	55%	66%	8%	74%	93%	44%	5%

- Notice how the 'Neutrals' (i.e. Alliance, Green, Others voters) go very much towards pro united Ireland (UI) under the scenario of a 'No Deal' Brexit – see right-hand-side of table above.
- Basically, under a 'No Deal' Brexit, if a Border poll was held next year i.e. say in late 2019 then this poll shows the probable outcome would be a very close result with the probability being it would be a pro-UI result.

Q8.3. Brexit - doesn't happen i.e. UK remains in the EU

QUESTION 8: Assuming a NI Border Referendum occurred in 2019, say shortly after the Brexit date (March) - What way do you think you would you vote according to the following scenarios? UK = United Kingdom, UI = United Ireland.

BASE : All respondents - 1,334 NI representative sample (weighted); LT NI-Wide Tracker Poll - December 2018



Brexit - doesn't happen i.e. UK remains in the EU (T. May has said this is a possible outcome if the UK Governments EU withdrawal agreement is defeated in the UK parliament)	GENDER			AGE-GROUP				NI REGION/AREA				EU Referendum Vote - 2016			CONSTITUTIONAL POSITION		
	TOTAL	Female	Male	18-24	25-44	45-64	65+	EAST NI	NORTH NI	SOUTH NI	WEST NI	Did not Vote/Don't Recall	Leave	Remain	Nationalist and/or Republican	Neutral	Unionist
NI to REMAIN in UK - I'm 100% certain	47%	45%	49%	72%	39%	45%	50%	47%	35%	61%	30%	17%	84%	25%	8%	14%	89%
NI to REMAIN in UK - My probable vote, but I'm not certain	13%	16%	10%	2%	11%	16%	16%	18%	10%	8%	11%	15%	4%	20%	14%	44%	8%
Don't Know/Not Sure at this point	11%	13%	7%	2%	11%	7%	25%	11%	26%	2%	8%	10%	4%	15%	14%	40%	3%
NI to LEAVE the UK and join a UI - My probable vote, but I'm not certain	8%	9%	8%	4%	8%	13%	2%	8%	6%	10%	8%	20%	1%	12%	18%	1%	0%
NI to LEAVE the UK and join a UI - I'm 100% certain	21%	17%	26%	20%	31%	19%	7%	16%	23%	19%	34%	38%	7%	28%	46%	1%	0%

- **Main Results – These really are the key results from this poll-project: Look at the difference between the above 3 tables, and particularly the last 2 tables above i.e. the differences of opinion towards a united Ireland between a ‘No Deal’ Brexit, and remaining in the EU.**
- **Now look at the very last table – if the UK remained in the EU then its probable a NI Border poll would produce a comfortable pro NI-staying-in-UK result i.e. at around 60% pro NI-staying-in-UK (i.e. 47% +13% - see table immediately above).**
- **This question shows the crucial impact of the various types of Brexit on the NI constitutional issue. Basically, if there was a ‘No Deal’ Brexit’, and if a NI Border poll was held mid-late next year, it would be a probable pro united Ireland (UI) result (although it would be a close result). The opposite side of the coin is that if the UK remained in the EU, or NI had some sort of ‘special status’ in the EU, then the support for a UI in a NI Border poll situation fades away pretty substantially.**

Appendix 1 – Background on Project Methodology and Data Weighting

LUCIDTALK NORTHERN IRELAND TRACKER POLLS – Introduction, Background, and Project Methodology

LucidTalk run scheduled regular 'Tracker' polls of their established Northern Ireland online Opinion Panel - usually on a quarterly basis. The LucidTalk Opinion Panel (now 11,227 members) consists of Northern Ireland residents (age 18+) and is balanced by gender, age-group, area of residence, and community background, in order to be demographically representative of Northern Ireland. The objective of these scheduled and regular 'Tracker' polls is to research opinion on key issues at key points in time + track changes in trends and opinions about key topics and issues over targeted periods of time.

In terms of this project, polling was carried out by Belfast based polling and market research company LucidTalk. The project was carried out online for a period of 4 days from 30th November to 3rd December 2018. For this 'Tracker' poll-project our 11,227-member NI Opinion Panel was targeted, and invited to participate, 1,625 responses were received, and after data auditing to ensure:

- (a) 'one person-one vote' responses, and
 - (b) the collation of a robust, accurate, and balanced representative NI sample,
- 1,334 full responses were recorded and used for analysis in terms of the final results.

A data auditing process was then carried out to ensure all completed poll-surveys were genuine 'one-person, one-vote' responses, and this resulted in 1,334 responses being considered and verified as the base data-set (unweighted) - these base data-set (unweighted) results are presented in a complementary report in excel/csv format. Then in order to produce a robust, accurate, balanced NI representative sample, this base data-set was weighted to reflect the demographic composition of Northern Ireland.

Data Weighting: Data was weighted to the profile of all NI adults aged 18+. Data was weighted by age, sex, socio-economic group, previous voting patterns, constituency, constitutional position, party support and religious affiliation. This resulted in a robust and accurate balanced NI representative sample, reflecting the demographic composition of Northern Ireland, resulting in 1,334 responses being considered in terms of the final results - these are the results presented in this report. Data was weighted using a raking algorithm, in R, otherwise known as iterative proportional fitting or sample-balancing. Raking ratio estimation is a method for adjusting the sampling weights of the sample data based on known population characteristics.

As part of the data weighting process two weights are calculated. These are the normal weight and the trimmed weight – with the trimmed weight being the one that is used in the results tables shown in this report. The trimmed weight is preferable as it reduces the influence of outlying observations. The total amount trimmed is divided among the observations that were not trimmed, so that the total weight remains the same. The weights are trimmed at 4 and 0.1 meaning that no observation is allowed to exceed these limits of relative importance.

For the main poll weights were/are calculated from data such as the 2016 and 2017 Northern Ireland (NI) elections, NI census estimates, and electorate election figures for gender, age, religion, constituency etc. This data analysis was then combined with previous polling information and results from LucidTalk NI polls in the last 3 years for party and constitutional position.

LucidTalk is a member of The British Polling Council and abides by its rules:

<http://www.britishpollingcouncil.org>.

For further information, please contact:

Bill White at LucidTalk: 07711 450545 - Email: bill.white@lucidtalk.co.uk