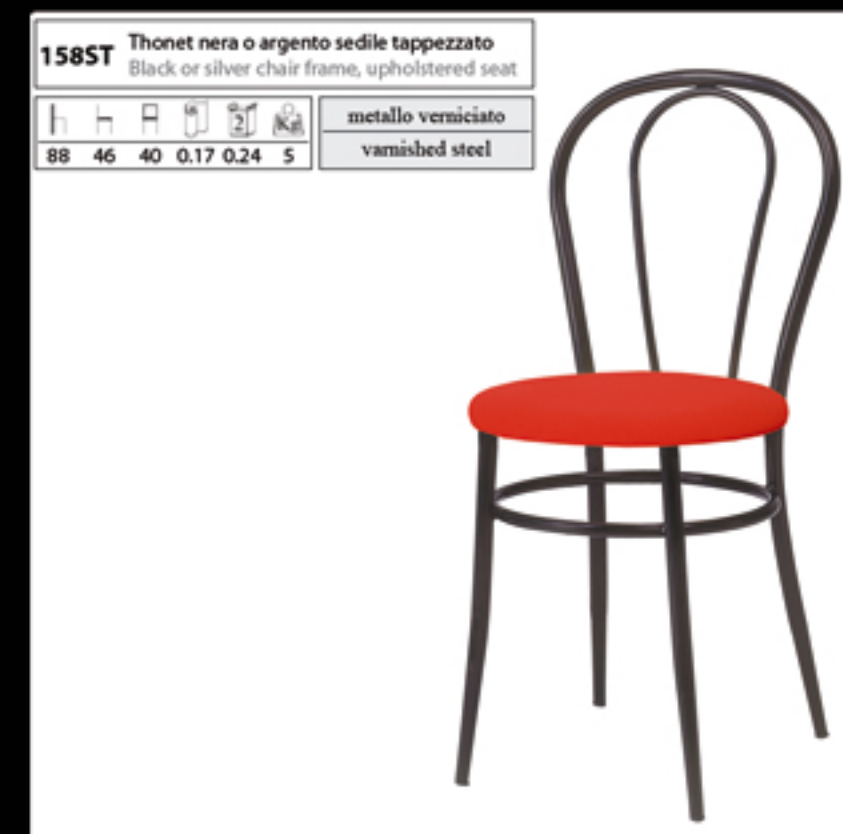
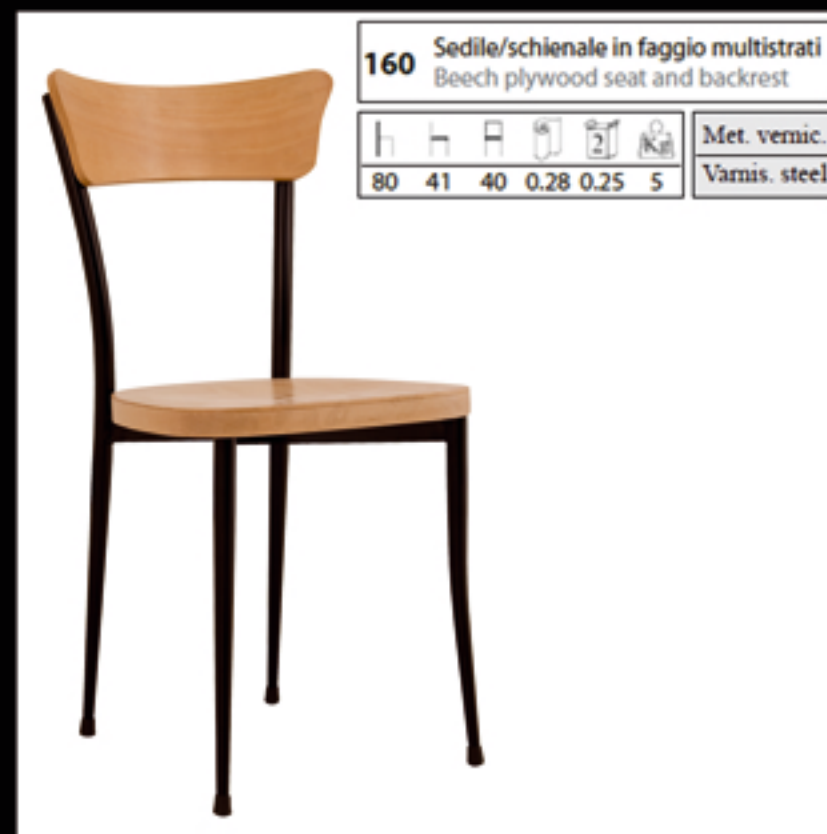




## METAL



# METAL

**473** Telaio verniciato alluminio o cromato; sedile e schienale in cuoio rigenerato vari colori  
Aluminium varnished or chromed steel frame; reconstituted leather seat and back, various colours

h	H	A	U	2	Ka	Cromato	Met. vernic.
84	43	40	0.00	0.28	6	Chrom. steel	Varnis. steel

**473/I** Sedile e schien. in faggio multistrati  
Beech plywood seat and backrest

h	H	A	U	2	Ka	Acciaio inox
84	43	40	0.00	0.28	6	Stainl. steel

**474** Sedile tappezzato o faggio massello  
Upholstered or wooden seat chair

h	H	A	U	4	Ka	Cromato
81	49	41	0.28	0.25	5	Chrom. steel

**476**

h	H	A	U	2	Ka	
81	50	45	45	0.00	0.25	5.0

Linz: Telaio in acciaio cromato; spalliera in faggio; sedile legno o imbottito - Chromed steel chair frame; solid beech wood backrest; wooden or upholstered seat

**477** Rio sedile tappezzato o legno  
Upholstered or wooden seat chair

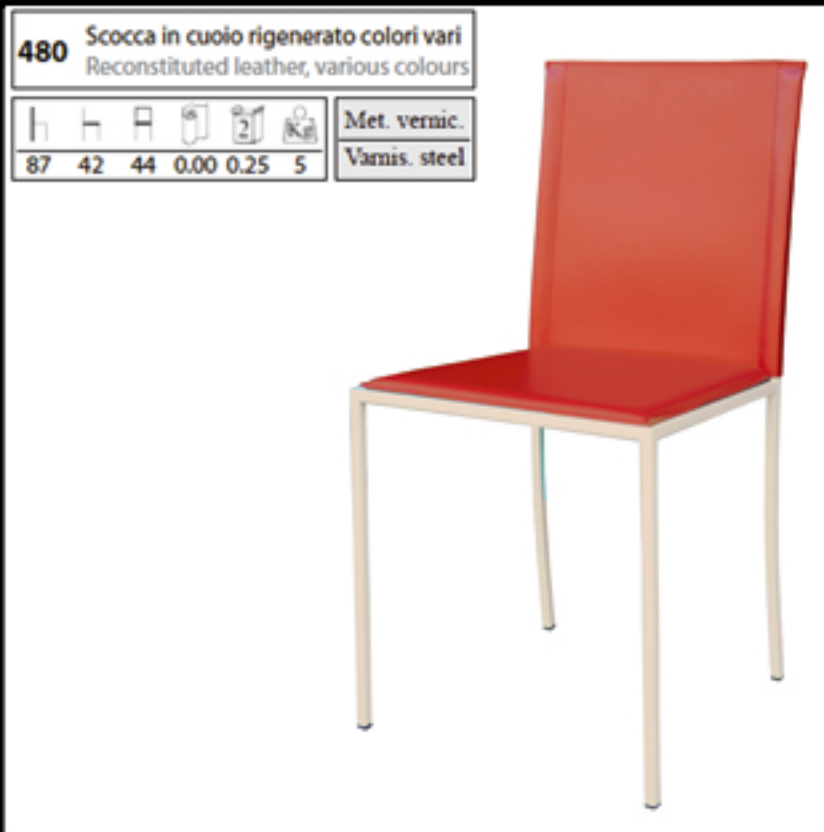
h	H	A	U	4	Ka	Cromato
79	48	42	0.28	0.25	5	Chrom. steel

**479**

h	H	A	U	3	Ka	Acciaio cromato
81	50	45	45	0.00	0.30	5.0

Sedia impilabile con telaio cromato, scocca in multistrati di faggio verniciato  
Stacking chair, chromed steel legs, varnished beech plywood chair frame

## METAL





# METAL

**657A** Scocca ignifuga, base autoallineante  
Fireproof frame, self-aligning base

80	54	50	1.70	0.28	13		B. alluminio Aluminium

**658** Scocca ignifuga, base cromata  
Fireproof chair frame, chromed base

77	58	63	1.50	0.20	11		Cromato Chrom. steel

**658A** Scocca ignifuga, base autoallineante  
Fireproof frame, self-aligning base

77	58	63	1.50	0.20	11		B. alluminio Aluminium

**658B** Scocca ignifuga, base girevole  
Fireproof chair frame, swivel base

77	58	63	1.50	0.40	12.3		Cromato Chrom. steel

**658C** Scocca ignifuga, base cromata  
Fireproof chair frame, chromed base

77	58	63	1.50	0.40	11.6		Cromato Chrom. steel

**809** Scocca in multistrato laccata bianca, nera, verde ed arancio - White, black, green and orange lacquered frame

86	43	49	0.00	0.30	5		Cromato Chrom. steel

HORECA CHAIRS



1.3.4

SEATS/ CHAIRS/ STOOLS





## METAL



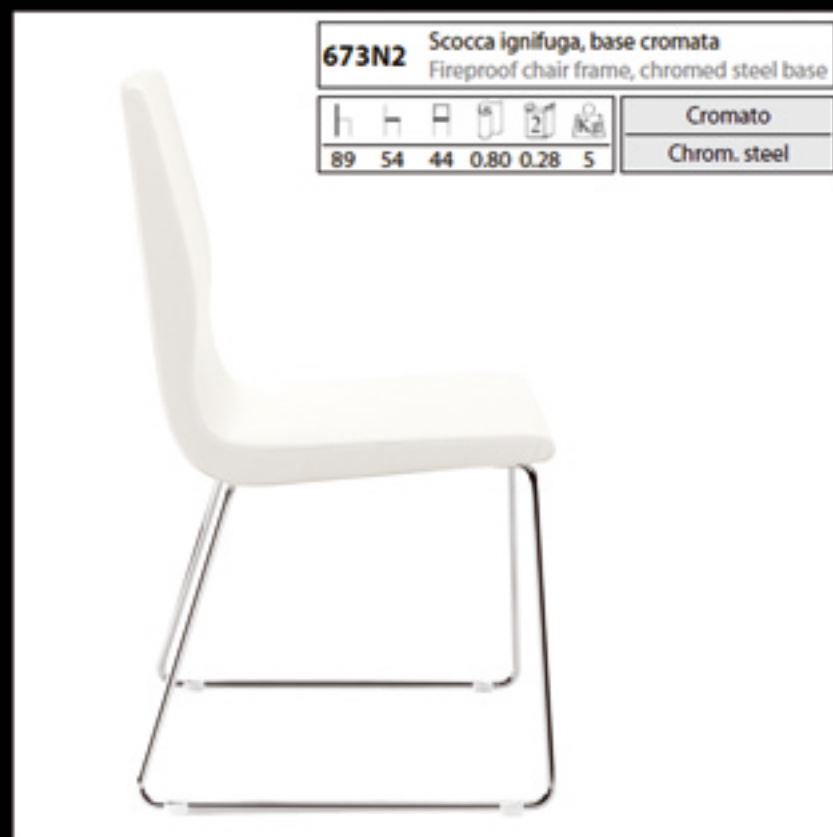
<b>673N1</b>	Scocca ignifuga, base cromata Fireproof chair frame, chromed b.
	Cromato Chrom. steel
89 54 44 0.80 0.28 3	



<b>673N3</b>	Camilla ignifuga base fissa o girevole Fireproof swivel or fixed frame
	Cromato Chrom. steel
89 54 44 0.80 0.28 5	



<b>725</b>	Sedia con telaio in acciaio cromato, sedili/schienale in polipropilene rosso, nero, avorio, blu, antracite, bordeaux Chromed steel chair frame; red, black, ivory, blue, charcoal and bordeaux polypropylene seat and back
	Acciaio cromato Chromed steel
81 48 48 45 0,00 0,10 5,0	



<b>673N2</b>	Scocca ignifuga, base cromata Fireproof chair frame, chromed steel base
	Cromato Chrom. steel
89 54 44 0.80 0.28 5	



<b>713</b>	Giulia, con sedile legno o imbottito Upholstered or wooden seat chair
	Cromato Chrom. steel
82 45 40 0.28 0.25 5	



<b>712</b>	Lidia, sed. legno rovere o imbottito Upholstered or oak wood seat chair
	Cromato Chrom. steel
82 48 43 0.28 0.26 6	

# METAL

**688** Cindy con scocca ignifuga, base fissa  
Fireproof chair frame, fixed chromed base

80	58	59	63	2.00	0.22	13	

B. cromata  
Chrom. steel

**689** Danae ignifuga, base fissa o girevole  
Fireproof chair frame, fixed or swivel base

75	55	63	60	1.50	0.26	13.6	

Cromato  
Chrom. steel

**689B** Danae con scocca ignifuga, base cromata  
Fireproof chair frame, chromed base

75	55	63	60	1.50	0.26	11	

Cromato  
Chrom. steel

**688BTC** Cindy scocca ignifuga, base girevole  
Fireproof chair frame, swivel base

80	58	59	63	2.00	0.22	15	

B. cromata  
Chrom. steel

**689A** Danae scocca ignifuga, base autoallinante  
Fireproof chair frame, self-aligning base

75	55	63	60	1.50	0.26	12	

B. alluminio  
Aluminium

**689/I** Danae girevole ignifuga, base inox  
Fireproof chair frame, stainless steel base

75	55	63	60	1.50	0.26	21.5	

Base inox  
Stainless st.





## METAL



# METAL

**698A** Gilda ignifuga, base fissa o girevole  
Fireproof chair frame, fixed or swivel base

								B. cromata
78	65	68	1.50	0.35	10			Chrom. steel



**698D** Trilly scocca ignifuga, base fissa cromata  
Fireproof chair frame, fixed chair base

								B. cromata
82	60	65	62	1.30	0.35	12		Chrom. stell



**702N2** Meg ignifuga, base fissa o girevole  
Fireproof chair frame, fixed or swivel chair base

								B. cromata
77	54	62	66	1.40	0.30	14		Chrom. steel



**698B** Gilda ignifuga, base girevole  
Fireproof chair frame, swivel base

								B. cromata
78	65	68	1.50	0.35	10.5			Chrom. steel



**698C** Trilly scocca ignifuga, base fissa cromata  
Fireproof chair frame, fixed chair base

								B. cromata
82	60	65	62	1.30	0.35	9		Chrom. stell



**702N1** Meg scocca ignifuga, base cromata  
Fireproof chair frame, chromed base


								B. cromata
77	54	62	66	1.40	0.26	12		Chrom. steel







## METAL



# METAL

**731** Calipso ignifuga, base girevole  
Fireproof chair frame, swivel base

							B. cromata
82	64	74	2.00	0.35	27		Chrom. steel

**731B** Felicia scocca ignifuga, base fissa cromata  
Fireproof chair frame, fixed chromed base

							B. cromata
83	57	59	66	1.70	0.36	13	Chrome steel

**731D** Felicia scocca ignifuga, base girevole  
Fireproof chair frame, swivel base

							Base inox
83	57	59	66	1.70	0.36	21.5	Stainless s.

**731A** Calipso ignifuga, base girevole  
Fireproof chair frame, swivel base

							B. cromata
82	64	74	2.00	0.35	11.6		Chrom. steel

**731C** Felicia ignifuga, base fissa o girevole  
Fireproof chair frame, fixed chromed base

							B. cromata
83	57	59	66	1.70	0.36	13	Chrome steel

**888**

							Acciaio cromato
81	50	45	45	0.00	0.32	5.0	Chromed steel

Sedia con telaio in acciaio cromato, tappezzata in ecopelle bianca come foto  
Chromed steel chair frame, white leatherette upholstered chair as photo

HORECA CHAIRS



1.3.10

SEATS/ CHAIRS/ STOOLS



## METAL



# METAL

**892**  **Acciaio verniciato**  
Varnished steel


Sedia con telaio in acciaio verniciato, tappezzata in ecopelle bianca o nera come foto  
Varnished steel chair frame, black or white leatherette upholstered chairs as photo




**894**  **Acciaio cromato**  
Chromed steel

Sedia con telaio in acciaio cromato, tappezzata in ecopelle bianca come foto  
Chromed steel chair frame, white leatherette upholstered chair as photo



**895**  **Acciaio cromato**  
Chromed steel

Sedia con telaio in acciaio cromato, tappezzata in ecopelle bianca, rossa o nera come foto  
Chromed steel chair frame, black, red or white leatherette upholstered chairs as photo



**893**  **Acciaio cromato**  
Chromed steel

Sedia con telaio in acciaio cromato, scocca in poliuretano colore bianco come foto  
Chromed steel chair frame, white colour as photo polyurethane chair



**896**  **Acciaio cromato**  
Chromed steel

Sedia con telaio in acciaio cromato, tappezzata in ecopelle bianca o nera come foto  
Chromed steel chair frame, black or white leatherette upholstered chairs as photo

