

KIDS MENU

Menu for children ages 9 and under.

LITTLE SLUGGER SLIDERS \$6.99

Two house-made sliders with American cheese served with tater tots and carrot sticks

MEATLOAF \$6.99

Served with mashed potatoes and carrot sticks

VEGETABLE PASTA \$6.99

Grilled fresh vegetables tossed with penne served with orange slices

CHICKEN FINGERS \$6.99

Served with fries, carrot sticks and choice of dipping sauce

KETTLE GRILLED CHICKEN \$6.99

Marinated grilled chicken breast served with jasmine rice and orange slices

MAC & CHEESE \$6.99


Three cheese elbow macaroni served with orange slices

CHEESE FLATBREAD \$6.99

Topped with tomato sauce and mozzarella cheese

COIN SOCCER

You will need two players and three similar coins to play.



HOW TO PLAY

1. Flip a coin to decide who goes first.
2. Player 2, form a goal with your fingers on the table.
3. Player 1, put the coins in a triangular formation in front of you. Slide your finger across the table and push the coins toward your opponent's goal.
4. To move the ball towards the goal you must push the ball through the other two coins. If you fail to pass the ball through or hit the coins, Player 2 continues towards the goal.
5. Continue until you score a goal!

KIDS MENU

Menu for children ages 9 and under.

LITTLE SLUGGER SLIDERS \$6.99

Two house-made sliders with American cheese served with tater tots and carrot sticks

MEATLOAF \$6.99

Served with mashed potatoes and carrot sticks

VEGETABLE PASTA \$6.99

Grilled fresh vegetables tossed with penne served with orange slices

CHICKEN FINGERS \$6.99

Served with fries, carrot sticks and choice of dipping sauce

KETTLE GRILLED CHICKEN \$6.99

Marinated grilled chicken breast served with jasmine rice and orange slices

MAC & CHEESE \$6.99

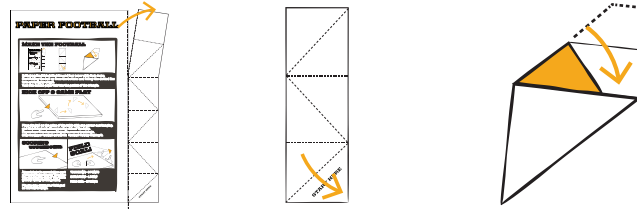
Three cheese elbow macaroni served with orange slices

CHEESE FLATBREAD \$6.99

Topped with tomato sauce and mozzarella cheese

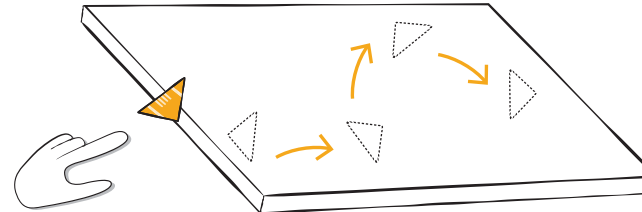
PAPER FOOTBALL

MAKE THE FOOTBALL




Fold along the thick dotted line and tear paper strip from menu. Start folding the ball up from the bottom and follow the dotted line form a triangular shape. Tuck the excess paper tab into the pocket of the triangle.

KICK OFF & GAME PLAY



Place the ball on the edge of the table with one corner overhanging, and flick it towards the opposing side of the table. Players have four chances (downs) to score a touchdown. Slide the paper football across the football field by flicking it.

SCORING TOUCHDOWN!



A touchdown is scored when part of the ball extends over the edge the opponent's end of the table without falling to the ground.

Players may attempt a field goal on the fourth down.

FIELD GOAL!



TOUCHDOWN - 6 POINTS

EXTRA POINT - 1 POINT

FIELD GOAL - 3 POINTS

START HERE