



# ECONOMIC IMPACT STATEMENT FISCAL YEAR 2014 (EIS)



Prepared by  
7th Comptroller Squadron  
Financial Management Analysis  
Dyess Air Force Base, Texas



## ***ECONOMIC IMPACT STATEMENT***

**Dyess Air Force Base, Texas -- Fiscal Year 2014**

**As of: 30-Sep-14**

# **Foreword**

Dyess Air Force Base exists to deliver rapid, decisive and sustainable air power to combat commanders anytime and anywhere it is needed with the B-1 Lancer. Dyess is the home of the first operational B-1 bomber and is the training center for all B-1 aircrews. We are also the home of two squadrons of C-130J aircraft, which provide worldwide airlift support, including the delivery of critical humanitarian aid.

The attached analysis details the economic benefits of Dyess AFB to the Abilene community. However, our relationship with the Big Country extends beyond economics. As a team, we enjoy a long standing and rich history of mutual respect and support. The spirit of cooperation between Abilenians and their civic leaders has fostered an interest in the welfare of the Dyess family ever since the gates first opened in 1951. The excellent community relations are evidenced in activities such as "The World's Largest Barbecue" for Dyess personnel and their families and the Veterans Day parade sponsored by the citizens of Abilene. Big Country residents have an interest in the military presence which is reflected in the wide participation in the Dyess Open House. Numerous local business people share their business expertise and experience with the military community and serve as honorary squadron commanders. Dyess personnel return their generosity by volunteering their time and services to many local charities and civic groups. In addition to the appropriated monies spent, Dyess personnel contributed over \$131,000 to the Combined Federal Campaign.

The information in this guide will answer your resource-related questions about Dyess AFB. Common goals and love of country bond Dyess AFB personnel and the citizens of Abilene. I have no doubt our team will grow stronger as we meet the challenges of the future together.



MICHAEL BOB STARR, Colonel, USAF  
Commander, 7th Bomb Wing

# **7th Bomb Wing Mission**



## **Mission Statement**

**Providing overwhelming long-range  
strike within hours anywhere in the  
world.**

**When our nation calls - death from  
above!**

***ECONOMIC IMPACT STATEMENT***

**Dyess Air Force Base, Texas -- Fiscal Year 2014**

As of: 30-Sep-14



# TABLE OF CONTENTS

|  |     |
|--|-----|
| Foreword                                 | i   |
| 7th Bomb Wing Mission                    | ii  |
| Contents                                 | iii |
| Executive Summary                        | 1   |
| Authorized Personnel                     | 2   |
| Personnel Numbers                        | 3   |
| Personnel Payroll                        | 4   |
| Expenditures for Procurement & Contracts | 5   |
| Indirect Jobs Created                    | 6   |
| Total Annual Economic Impact             | 7   |
| Aircraft Hours & Sorties                 | 8   |
| Capital Assets                           | 8-9 |
| Value of Resources                       | 10  |
| Revenues                                 | 11  |
| Education                                | 12  |
| Combined Federal Campaign                | 12  |
| Air Force Assistance Fund Drive          | 12  |
| Personnel Numbers (Graphs)               | 13  |
| Personnel Payroll (Graphs)               | 14  |
| Expenditures (Graphs)                    | 15  |
| Economic Impact (Graphs)                 | 16  |
| Distribution List                        | 17  |

**ECONOMIC IMPACT STATEMENT**  
**Dyess Air Force Base, Texas -- Fiscal Year 2014**

As of: 30-Sep-14

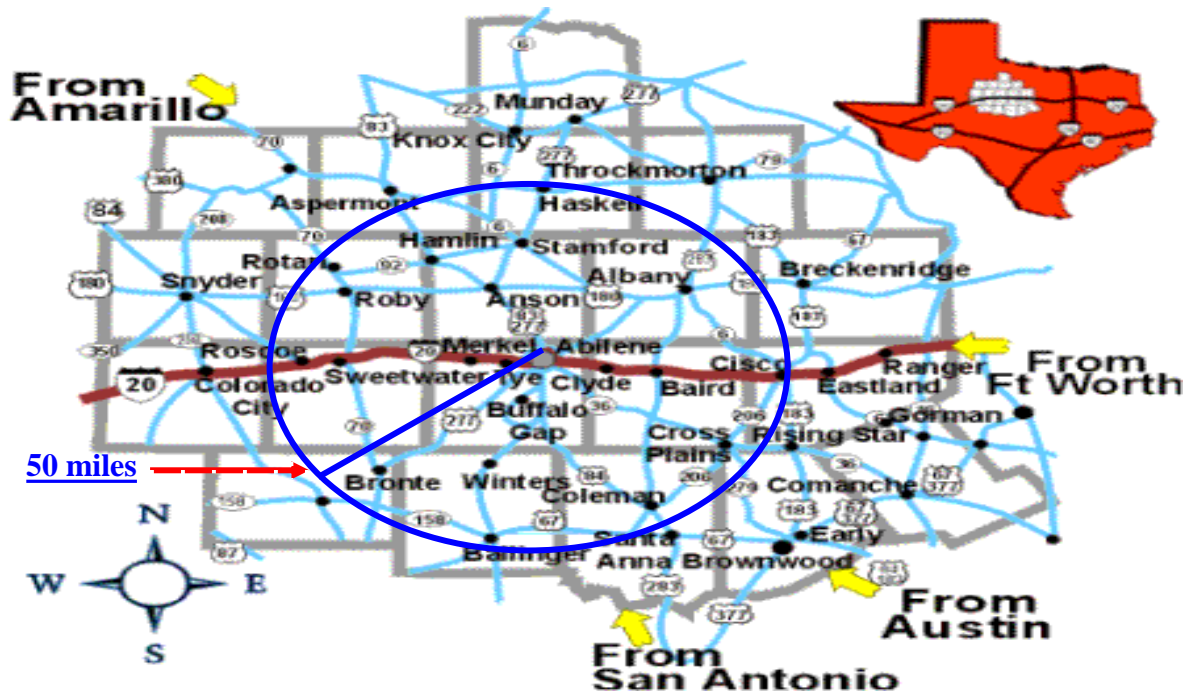


# Executive Summary

|   |                                |
|---|--------------------------------|
| Dyess Air Force Base (AFB) Government Employees:                | 4,868                          |
| Dyess AFB Total Payroll:  | \$268,929,749                  |
| Annual Local Expenditures for Procurement & Contracts:          | \$18,194,352                   |
| <b>Dyess AFB's Total Economic Impact to Abilene/Local Area:</b> | <b><u>\$433,139,997</u></b>    |
| <b>Value of Dyess AFB Assets:</b>                               | <b><u>\$16,602,971,418</u></b> |
| Total B-1 Aircraft:   | 34                             |
| Total B-1 Sorties / Flying Hours:                               | 1,125      4,553               |
| Total C-130J Aircraft:  | 28                             |
| Total C-130 Sorties / Flying Hours:                             | 5,952      10,119              |



## Dyess Air Force Base Economic Impact Region



**ECONOMIC IMPACT STATEMENT**

**Dyess Air Force Base, Texas -- Fiscal Year 2014**

As of: 30-Sep-14



# Authorized Personnel

| <u>Host Units</u>                         | <u>Command / Org</u> | <u>Commander/ Supervisor</u> | <u># of Officers</u> | <u># of Enlisted</u> | <u># of Civilian</u> | <u>Total # of People</u> |
|---|----------------------|------------------------------|----------------------|----------------------|----------------------|--------------------------|
| <b>7th Bomb Wing (7 BW)</b>               | ACC                  | <b>Col Michael Bob Starr</b> |                      |                      |                      |                          |
| 7th Operations Group                      | ACC                  | Col Jason R. Combs           | 200                  | 163                  | 22                   | <b>385</b>               |
| 7th Maintenance Group                     | ACC                  | Col Richard W. Gibbs         | 20                   | 1,529                | 13                   | <b>1,562</b>             |
| 7th Mission Support Group                 | ACC                  | Col Brian A. Yates           | 38                   | 971                  | 202                  | <b>1,211</b>             |
| 7th Medical Group                         | ACC                  | Col Robert K. Bogart         | 47                   | 120                  | 54                   | <b>221</b>               |
| 7th Bomb Wing Staff Agencies              | ACC                  | Lt Col Michael S. Gerney     | 21                   | 84                   | 31                   | <b>136</b>               |
| <b>TOTAL</b>                              |                      |                              | <b>326</b>           | <b>2,867</b>         | <b>322</b>           | <b>3,515</b>             |
| <u>Associate Units</u>                    | <u>Associates</u>    |                              |                      |                      |                      |                          |
| 317th Airlift Group                       | AMC                  | Col Jeffrey S. Brown         | 205                  | 935                  | 27                   | <b>1,167</b>             |
| 29th Training Systems Squadron, Det 4     | ACC                  | Maj Andrew B. Pernel         | 4                    | 1                    | 3                    | <b>8</b>                 |
| ACC Training Support Squadron, Det 14     | ACC                  | Lt Col Norman F. Shelton     | 2                    | 2                    | 2                    | <b>6</b>                 |
| 337th Test & Evaluation Squadron          | ACC                  | Lt Col Eric D. Hresko        | 16                   | 18                   | 6                    | <b>40</b>                |
| 77th Weapons Squadron                     | ACC                  | Lt Col Jonathan M. Creer     | 15                   | 11                   |                      | <b>26</b>                |
| 53rd Test Management Group, Det 3         | ACC                  | Lt Col William P. Alcorn     | 7                    |                      | 1                    | <b>8</b>                 |
| Det 213, Air Force Audit Agency           | AFAA                 | Mr. Curtis Birdsong          |                      |                      | 5                    | <b>5</b>                 |
| Area Defense Council/ADC                  | AFLSA                | Capt Joni D. Carlisle        | 2                    | 1                    |                      | <b>3</b>                 |
| 372nd Training Squadron, Det 20           | ACC                  | MSgt Christopher M. Bush     |                      | 19                   |                      | <b>19</b>                |
| Air Force Office of Special Investigation | AFOSI                | SA Ernest D. Slatinsky       |                      | 8                    | 2                    | <b>10</b>                |
| Defense Reutilization & Marketing Office  | DRMO                 | Mr. Danny Boatner            |                      |                      | 1                    | <b>1</b>                 |
| Federal Investigative Services            | FIS                  | Mr. Howard Hathorne          |                      |                      | 1                    | <b>1</b>                 |
| Defense Commissary Agency                 | DeCA                 | Mr. Garry Warrix             |                      |                      | 32                   | <b>32</b>                |
| Army and Air Force Exchange Service       | AAFES                | Teresita Williams            |                      |                      | 86                   | <b>86</b>                |
| Non-Appropriated Funds Activities         | ACC                  | FSS Commander                |                      |                      | 170                  | <b>170</b>               |
| U.S. Army Corp of Engineers               | USA                  | Randy Byrom                  |                      |                      | 3                    | <b>3</b>                 |
| U.S. Army Veterinary Service              | USA                  | Dr. Denise Ruark, DVM        |                      | 1                    | 5                    | <b>6</b>                 |
| USMCR Det. 1                              | USMCR                | CW02 Jason Morris            | 1                    | 10                   |                      | <b>11</b>                |
| U.S. Postal Service (DFAC)/Official Mail  |                      | Alvin Louthier               |                      |                      | 6                    | <b>6</b>                 |
| ACC Program Management Squadron           | ACC                  | N/A                          |                      |                      | 7                    | <b>7</b>                 |
| Communities of Abilene FCU                |                      | Ms. Pearline Fesby           |                      |                      | 4                    | <b>4</b>                 |
| Bank of America                           |                      | Mr. Erick Diaz               |                      |                      | 5                    | <b>5</b>                 |
| AAI Corporation                           |                      | Mr. Darrell Presley          |                      |                      | 34                   | <b>34</b>                |
| <b>Dyess Base Total</b>                   |                      |                              | <b>578</b>           | <b>3,873</b>         | <b>722</b>           | <b>5,173</b>             |

As Reported by 7 FSS/FSMM and Individual Associate Units

**ECONOMIC IMPACT STATEMENT**

**Dyess Air Force Base, Texas -- Fiscal Year 2014**

As of: 30-Sep-14



# Actual Personnel Numbers

|   | <u>LIVING<br/>ON BASE</u> | <u>% LIVING<br/>ON BASE</u> | <u>LIVING<br/>OFF BASE</u> | <u>% LIVING<br/>OFF BASE</u> | <u>TOTAL</u>  |
|---|---------------------------|-----------------------------|----------------------------|------------------------------|---------------|
| <b>APPROPRIATED FUND MILITARY:</b>  |                           |                             |                            |                              |               |
| Active Duty Air Force--Officers   | 50                        | 4%                          | 511                        | 17%                          | 561           |
| Active Duty Air Force--Enlisted   | 1128                      | 96%                         | 2,549                      | 83%                          | 3,677         |
| Active Duty Army  | 0                         |                             | 1                          | 0%                           | 1             |
| Active Duty Navy/Marines  | 0                         |                             | 11                         | 0%                           | 11            |
| USAF Individual Mobilization Augmentees (IMAs)                                    | 0                         |                             | 0                          | 0%                           | 0             |
| TDY Students (Avg 15 Officer & 16 Enlisted)                                       | 0                         |                             | 0                          | 0%                           | 0             |
| <b>TOTAL:</b>   | <b>1178</b>               | <b>100%</b>                 | <b>3,072</b>               | <b>100%</b>                  | <b>4,250</b>  |
|   | 27.7%                     |                             | 72.3%                      |                              | 100.0%        |
| <b>ACTIVE DUTY MILITARY DEPENDENTS:</b>   | <b>1,583</b>              |                             | <b>3,761</b>               |                              | <b>5,344</b>  |
| <b>APPROPRIATED FUND CIVILIANS:</b>   |                           |                             |                            |                              |               |
| General Schedule and Federal Wage Grade   |                           |                             | 308                        | 85.1%                        |               |
| Commissary  |                           |                             | 32                         | 8.8%                         |               |
| Summer-hires  |                           |                             | 0                          | 0.0%                         |               |
| Other: DRMO, FIS, AFAA, US Army Corps of Engineers, US Postal Service, Veterinary |                           |                             | 22                         | 6.1%                         |               |
| <b>TOTAL:</b>   |                           |                             | <b>362</b>                 |                              | <b>100.0%</b> |
| <b>NON-APPROPRIATED FUND CIVILIANS AND PRIVATE BUSINESS:</b>                      |                           |                             |                            |                              |               |
| Civilian--NAF   |                           |                             | 170                        | 56.9%                        |               |
| Civilian--AAFES (Army & Air Force Exchange Service)                               |                           |                             | 86                         | 28.8%                        |               |
| Private Businesses On Base: (Not Included on Executive Summary Page)              |                           |                             |                            |                              |               |
| Bank of America, Communities of Abilene FCU, AAI Corporation, etc.                |                           |                             | 43                         | 14.4%                        |               |
| <b>TOTAL:</b>   |                           |                             | <b>299</b>                 |                              | <b>100.0%</b> |
| <b>MILITARY RETIREES LIVING IN THE DYESS RADIUS:</b>                              |                           |                             |                            |                              |               |
| Air Force   |                           |                             | 2,786                      | 77.3%                        |               |
| Army  |                           |                             | 503                        | 14.0%                        |               |
| Navy  |                           |                             | 243                        | 6.7%                         |               |
| Marine Corps  |                           |                             | 73                         | 2.0%                         |               |
| <b>TOTAL:</b>   |                           |                             | <b>3,605</b>               |                              | <b>100.0%</b> |
| <b>TOTAL MILITARY, DEPENDENTS, CIVILIAN, AND RETIRED PERSONNEL:</b>               |                           |                             | <b>13,860</b>              |                              |               |

Note: Boxed numbers are included in the Executive Summary.

Active Duty Air Force Personnel Data Provided by 7 FSS/FSMPP

**ECONOMIC IMPACT STATEMENT**

**Dyess Air Force Base, Texas -- Fiscal Year 2014**

As of: 30-Sep-14



# Personnel Payroll

|   | <u>LIVING<br/>ON BASE (\$)</u>                    | <u>LIVING<br/>OFF BASE (\$)</u> | <u>TOTAL (\$)</u>    |        |
|---|---|---------------------------------|----------------------|--------|
| <b>APPROPRIATED FUND MILITARY:</b>  |   |                                 |                      |        |
| Active Duty Air Force   | \$16,197,521                                      | \$220,519,817                   | \$236,717,338        | 99.6%  |
| Active Duty Army/Navy/Marines   | \$0   | \$1,011,412                     | \$1,011,412          | 0.4%   |
|   | <hr style="border-top: 1px dashed black;"/>       |                                 |                      |        |
| <b>TOTAL:</b>   | <b>\$16,197,521</b>                               | <b>\$221,531,229</b>            | <b>\$237,728,750</b> | 100.0% |
|   | 6.8%  | 93.2%                           | 100.0%               |        |
| <b>APPROPRIATED FUND CIVILIANS:</b>   |   |                                 |                      |        |
| General Schedule and Federal Wage Grade   |   |                                 | \$23,869,618         | 90.3%  |
| Commissary  |   |                                 | \$1,535,364          | 5.8%   |
| Summer-hires  |   |                                 | \$0                  | 0.0%   |
| Other: DRMO, FIS, AFAA, US Army Corps of Engineers, US Postal Service, Veterinary |   |                                 | \$1,035,240          | 3.9%   |
|   | <hr style="border-top: 1px dashed black;"/>       |                                 |                      |        |
| <b>TOTAL:</b>   |   |                                 | <b>\$26,440,222</b>  | 100.0% |
| <b>NON-APPROPRIATED FUND CIVILIANS AND PRIVATE BUSINESS:</b>                      |   |                                 |                      |        |
| Civilian--NAF   |   |                                 | \$3,212,944          | 52.1%  |
| Civilian--AAFES   |   |                                 | \$1,547,834          | 25.1%  |
| Private Businesses On Base:   |   |                                 |                      |        |
| Bank of America, Communities of Abilene FCU, AAI Corporation, etc.                |   |                                 | \$1,406,895          | 22.8%  |
|   | <hr style="border-top: 1px dashed black;"/>       |                                 |                      |        |
| <b>TOTAL:</b>   |   |                                 | <b>\$6,167,673</b>   | 100.0% |
| <b>MILITARY RETIREES:</b>   |   |                                 |                      |        |
| Air Force   |   |                                 | \$70,740,000         | 80.7%  |
| Army  |   |                                 | \$10,128,000         | 11.6%  |
| Navy  |   |                                 | \$5,160,000          | 5.9%   |
| Marine Corps  |   |                                 | \$1,656,000          | 1.9%   |
|   | <hr style="border-top: 1px dashed black;"/>       |                                 |                      |        |
| <b>TOTAL:</b>   |   |                                 | <b>\$87,684,000</b>  | 100.0% |
|   | <hr style="border-top: 1px dashed black;"/>       |                                 |                      |        |
|   | <b>TOTAL ANNUAL PAYROLL: <u>\$358,020,644</u></b> |                                 |                      |        |

Note: Boxed numbers included in the Executive Summary.



**ECONOMIC IMPACT STATEMENT**

**Dyess Air Force Base, Texas -- Fiscal Year 2014**

As of: 30-Sep-14



# Expenditures for Procurement & Contracts

|   | <u>Local / Abilene Contracts</u> | <u>Total Contracts</u> |               |
|---|----------------------------------|------------------------|---------------|
| Minor Construction                                |                                  | \$39,637,117           | 44.6%         |
| Military Construction Program                     |                                  | \$10,379,293           | 11.7%         |
| Services  |                                  | \$23,819,078           | 26.8%         |
| Commodities                                       |                                  | \$8,434,189            | 9.5%          |
| Construction/Services/Commodities Awarded Locally | \$5,325,468                      |                        | 0.0%          |
| Government Charge Card Purchases (GPC)            | \$3,739,994                      | \$6,625,819            | 7.5%          |
| <b>TOTAL:</b>                                     | <b>\$9,065,463</b>               | <b>\$88,895,497</b>    | <b>100.0%</b> |

**OTHER PROCUREMENT TYPES:**

|  | <u>Total Expenditures</u> |
|--|---------------------------|
| Medical Construction, Facility Maintenance & Utilities         | \$493,148                 |
| Commissary   | \$1,268,400               |
| AAFES  | \$641,452                 |
| Temporary Travel to Dyess (On & Off base personnel) *          | \$627,506                 |
| Health Care (Non-Patient Services, Rentals, Maintenance, etc.) | \$1,793,880               |
| Supplemental Health Care (Local Physicians/Medical Centers)    | \$1,494,559               |
| Education: Impact Aid  | \$434,033                 |
| Education: Tuition Assistance **                               | \$2,375,912               |
| <b>TOTAL:</b>  | <b>\$9,128,890</b>        |

**TOTAL ANNUAL EXPENDITURES AND CONTRACTS: \$98,024,386**

Note: Boxed numbers included in the Executive Summary.

\* Note: IAW AFMAN 65-506, Per Diem spent locally

\*\* Note: Tuition Assistance paid locally, pulled from AFAEMS system

**ECONOMIC IMPACT STATEMENT**

**Dyess Air Force Base, Texas -- Fiscal Year 2014**

As of: 30-Sep-14



# Indirect Jobs Created

| <u>TYPE OF PERSONNEL</u>   | <u># OF<br/>BASE JOBS</u> | <u>MULTIPLIER</u> | <u># OF<br/>INDIRECT JOBS</u> |
|----------------------------|---------------------------|-------------------|-------------------------------|
| Active Duty Military       | 4,250                     | 0.29              | 1,233                         |
| Reserve / Guard / Trainees | 0                         | 0.13              | 0                             |
| APF Civilians              | 362                       | 0.43              | 156                           |
| Other Civilians            | 299                       | 0.43              | 129                           |
|                            | -----                     |                   | -----                         |
| <b>TOTAL:</b>              | <b><u>4,911</u></b>       |                   | <b><u>1,518</u></b>           |

**ESTIMATED NUMBER OF INDIRECT JOBS CREATED:** **1,518**

**AVERAGE ANNUAL PAY FOR THE LOCAL COMMUNITY:** **\$37,500**

**ESTIMATED ANNUAL DOLLAR VALUE OF JOBS CREATED:** **\$56,925,000**

Data Sources:

Multipliers: AFMAN 65-506, 29 August 2011, Table 8.1  
Avg Annual Pay: Metropolitan Area Occupational Employment and Wage Estimates  
Abilene, Texas May 2014 are accessible at: <http://www.bls.gov/oes/>

**ECONOMIC IMPACT STATEMENT**

**Dyess Air Force Base, Texas -- Fiscal Year 2014**

As of: 30-Sep-14



# Total Annual Economic Impact

(To the Local Abilene Area)

**ANNUAL PAYROLL:**

**\$358,020,644**

|                                     |               |       |
|-------------------------------------|---------------|-------|
| Military                            | \$237,728,750 | 66.4% |
| Federal Appropriated Fund Civilians | \$26,440,222  | 7.4%  |
| Other Civilians                     | \$6,167,673   | 1.7%  |
| Military Retirees                   | \$87,684,000  | 24.5% |

**ANNUAL LOCAL EXPENDITURES:**

**\$18,194,352**

**ESTIMATED ANNUAL DOLLAR VALUE OF JOBS CREATED:**

**\$56,925,000**

|                                 |          |
|---------------------------------|----------|
| Estimated Indirect Jobs Created | 1518     |
| Average Annual Pay              | \$37,500 |

**AREA ECONOMIC IMPACT GRAND TOTAL**

**\$433,139,997**

**ECONOMIC IMPACT STATEMENT**

**Dyess Air Force Base, Texas -- Fiscal Year 2014**

As of: 30-Sep-14



# Aircraft Hours & Sorties

**AIRCRAFT**

B-1  
C-130

**TOTAL**



**FLYING HOURS**

4,553  
10,119



**SORTIES**

1,125  
5,952

**7,077**

# Capital Assets

**AIRCRAFT**

B-1  
C-130J

**TOTAL**

**ASSIGNED**

34  
28

**62**

**LAND**

Owned  
Easements  
Leased

**TOTAL**

**ACRES**

5,364  
1,020  
590

**6,974**

**Runways**

Runways  
Overruns  
Taxiway  
Apron  
Short Field TO/LZ  
Shoulder, Paved  
Pads (power check, cargo, calibration, etc)

**TOTAL AIRCRAFT PAVEMENTS**

**Sq. Yd.**

426,547  
70,666  
356,140  
1,205,248  
52,889  
88,075  
63,737

**2,263,302**

**FACILITIES**

AAFES  
Fuels  
Admin  
Commissary  
Training  
Dormitories  
Medical  
Maintenance  
Operations  
Production  
Force Support Squadron  
Storage  
Infrastructure Support  
MFH  
Off-base

**TOTAL**

**NUMBER**

4  
10  
30  
1  
13  
11  
3  
73  
13  
2  
79  
49  
27  
465  
7

**787**

**Sq. Ft.**

110,244  
22,334  
395,853  
79,543  
302,821  
318,976  
144,853  
977,203  
238,677  
127,384  
635,621  
182,177  
45,541  
1,194,252  
14,074

**4,789,553**

**ECONOMIC IMPACT STATEMENT**

**Dyess Air Force Base, Texas -- Fiscal Year 2014**

As of: 30-Sep-14



**Living Quarters**



| <b><u>Military Family Housing (MFH) *</u></b> | <b><u>2-BR</u></b> | <b><u>3-BR</u></b> | <b><u>4-BR</u></b> | <b><u>Total</u></b> |
|---|--------------------|--------------------|--------------------|---------------------|
| Officer                                       | 0                  | 29                 | 22                 | 51                  |
| Enlisted                                      | 89                 | 365                | 167                | 621                 |
|   | -----              | -----              | -----              | -----               |
| <b>Total</b>                                  | <b>89</b>          | <b>394</b>         | <b>189</b>         | <b>672</b>          |

| <b><u>Dormitory</u></b> | <b><u>Facilities</u></b> | <b><u>Rooms</u></b> | <b><u>Capacity (Beds)</u></b> |
|-------------------------|--------------------------|---------------------|-------------------------------|
| Airman/NCO              | 9                        | 616                 | 616                           |

| <b><u>Lodging</u></b>                      | <b><u>Facilities</u></b> | <b><u>Rooms</u></b> | <b><u>Capacity (Beds)</u></b> |
|--|--------------------------|---------------------|-------------------------------|
| Visiting Quarters (VQ)                     | 3                        | 97                  | 97                            |
| Temporary Lodging (TLF)                    | 3                        | 27                  | 87                            |
| Distinguished Visitor/Senior NCO Suites    | 1                        | 4                   | 4                             |
| National Airborne Operations Center (NAOC) | 1                        | 52                  | 120                           |
|  | -----                    | -----               | -----                         |
| <b>TOTAL</b>                               | <b>8</b>                 | <b>180</b>          | <b>308</b>                    |

\* Some of the MFH units are duplexes

# ECONOMIC IMPACT STATEMENT

Dyess Air Force Base, Texas -- Fiscal Year 2014

As of: 30-Sep-14



## Value of Resources

### Weapons Systems

|                          | <u>Value</u>            |
|--------------------------|-------------------------|
| B-1 (34@\$321M each)*    | \$10,914,000,000        |
| C-130J Model (28@\$60M)* | \$1,680,000,000         |
| <b>TOTAL</b>             | <b>\$12,594,000,000</b> |

### Equipment

|                            |                      |
|----------------------------|----------------------|
| Appropriated Fund          | \$390,002,748        |
| Stock Fund                 | \$341,538,298        |
| Medical                    | \$5,491,959          |
| Aerospace Ground Equipment | \$42,972,491         |
| Nonappropriated Fund       | \$22,670,356         |
| Commissary                 | \$1,517,981          |
| <b>TOTAL</b>               | <b>\$414,191,085</b> |

### Government Owned Vehicles

**\$29,468,710**

### Capital Assets

|                     |                        |
|---------------------|------------------------|
| Land & Buildings ** | <b>\$2,957,986,000</b> |
|---------------------|------------------------|

### Inventories

|                      |                      |
|----------------------|----------------------|
| Appropriated Fund    | \$601,192,880        |
| Medical Stock Fund   | \$1,024,997          |
| Nonappropriated Fund | \$46,343             |
| Commissary           | \$614,599            |
| AAFES                | \$4,446,804          |
| <b>TOTAL</b>         | <b>\$607,325,623</b> |

### **TOTAL OF ALL RESOURCES AND INVENTORIES**

**\$16,602,971,418**

\* Aircraft value provided by unit

\*\* Replacement Value

***ECONOMIC IMPACT STATEMENT***

**Dyess Air Force Base, Texas -- Fiscal Year 2014**

As of: 30-Sep-14



# Revenues

**Retail Sales**

|                      |                     |
|----------------------|---------------------|
| Commissary           | \$9,597,756         |
| AAFES                | \$14,770,293        |
| Nonappropriated Fund | \$697,605           |
|                      | -----               |
| <b>TOTAL</b>         | <b>\$25,065,654</b> |

**Fees and Charges**

|                      |             |
|----------------------|-------------|
| Nonappropriated Fund | \$3,783,681 |
|----------------------|-------------|

**MWR Dividends from AAFES to Dyess**

\$409,705

Total Revenues **\$29,259,040**

**ECONOMIC IMPACT STATEMENT**

**Dyess Air Force Base, Texas -- Fiscal Year 2014**

As of: 30-Sep-14



# Pursuing Education

(According to Tuition Assistance Funding Utilized per class)

| <u>Technical:</u>                    | <u>Military Enrollments</u> | <u>Civil Service Enrollments</u> |                   |                  |                           |
|--------------------------------------|-----------------------------|----------------------------------|-------------------|------------------|---------------------------|
| Texas State Technical College (TSTC) | 7                           | 0                                |                   |                  |                           |
| <b>TOTAL</b>                         | <b>7</b>                    | <b>0</b>                         |                   |                  |                           |
| <u>Undergraduate:</u>                |                             |                                  |                   |                  |                           |
| Cisco Junior College                 | 110                         | 0                                |                   |                  |                           |
| Embry-Riddle                         | 264                         | 0                                |                   |                  |                           |
| McMurry University                   | 212                         | 0                                |                   |                  |                           |
| Hardin-Simmons University            | 0                           | 0                                |                   |                  |                           |
| Abilene Christian University         | 0                           | 0                                |                   |                  |                           |
| <b>TOTAL</b>                         | <b>586</b>                  | <b>0</b>                         |                   |                  |                           |
| <u>Graduate:</u>                     |                             |                                  |                   |                  |                           |
| Embry-Riddle                         | 62                          | 0                                |                   |                  |                           |
| Hardin-Simmons University            | 0                           | 0                                |                   |                  |                           |
| Abilene Christian University         | 0                           | 0                                |                   |                  |                           |
| <b>TOTAL</b>                         | <b>62</b>                   | <b>0</b>                         |                   |                  |                           |
| <b>Group Study</b>                   | <b>0</b>                    | <b>0</b>                         |                   |                  |                           |
| <b>Distance Learning</b>             | <b>2,642</b>                | <b>0</b>                         |                   |                  |                           |
| <b>GRAND TOTAL</b>                   | <b><u>3,297</u></b>         | <b><u>0</u></b>                  |                   |                  |                           |
| <b>MIL TA:</b>                       | <b><u>\$2,375,912</u></b>   | <b>CIV TA:</b>                   | <b><u>\$0</u></b> | <b>TOTAL TA:</b> | <b><u>\$2,375,912</u></b> |

**Degrees Awarded During FY14:**

Associates: 155      Bachelors: 22      Masters: 30      Doctorate: 0



## Combined Federal Campaign

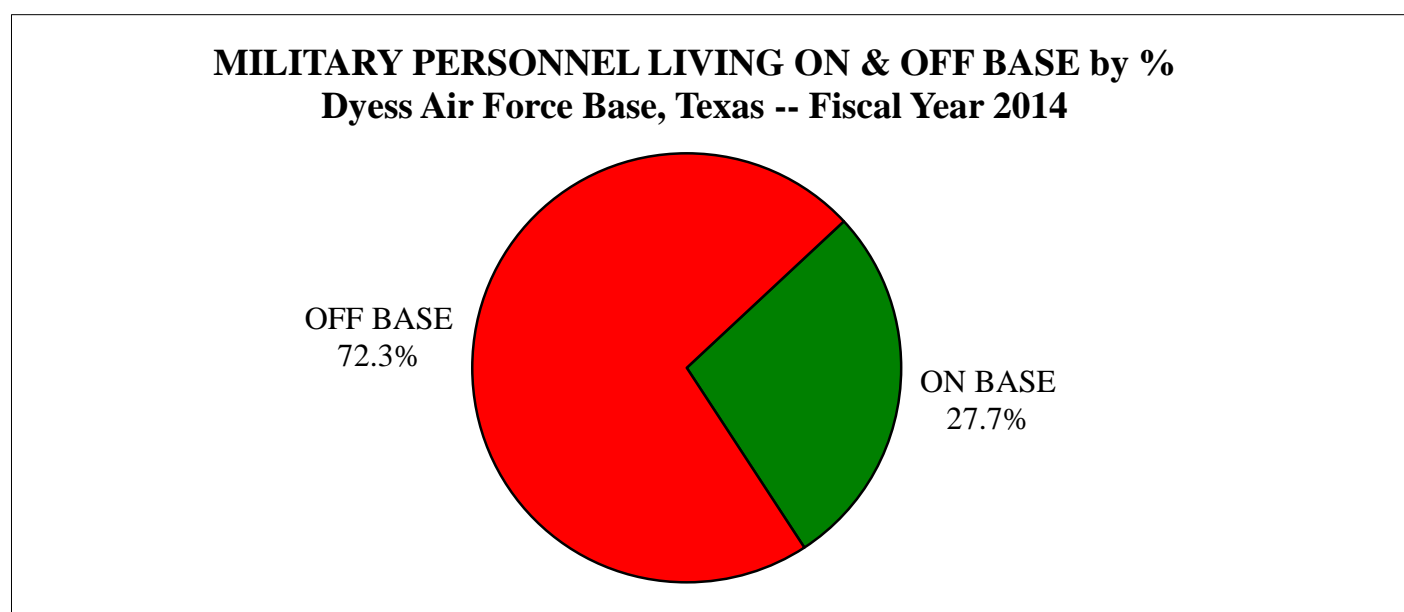
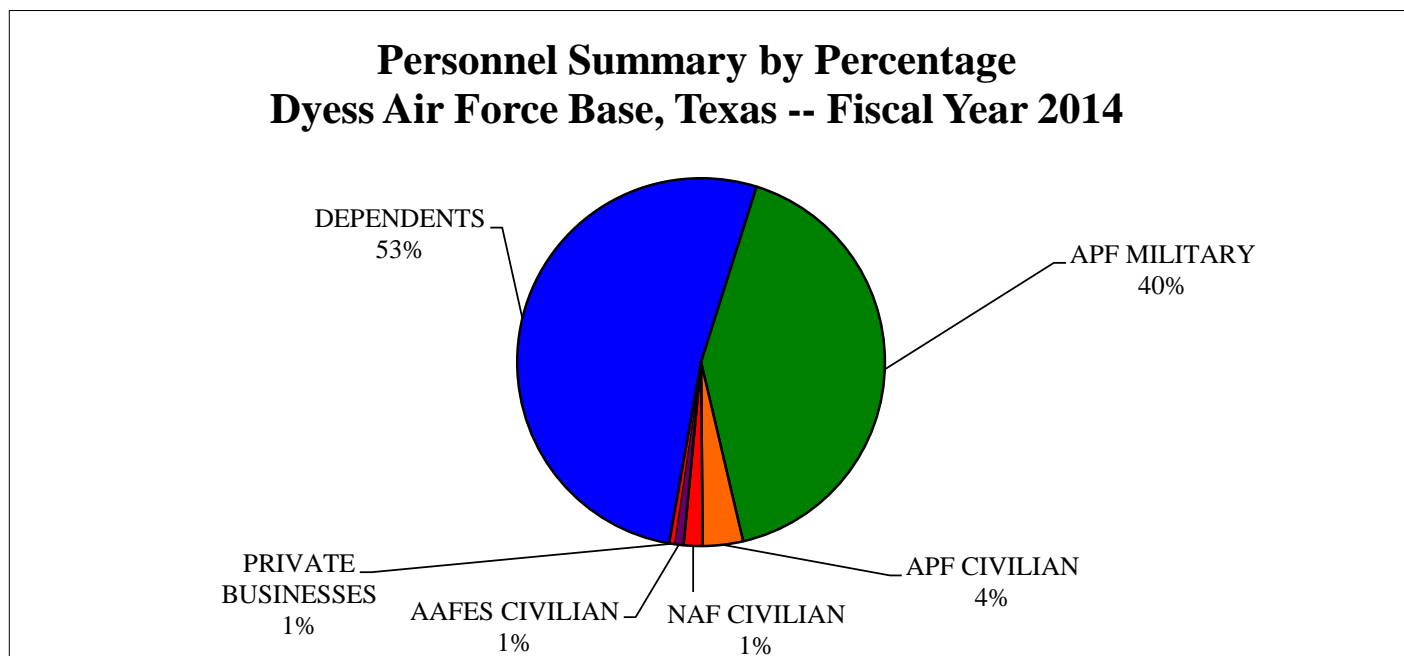
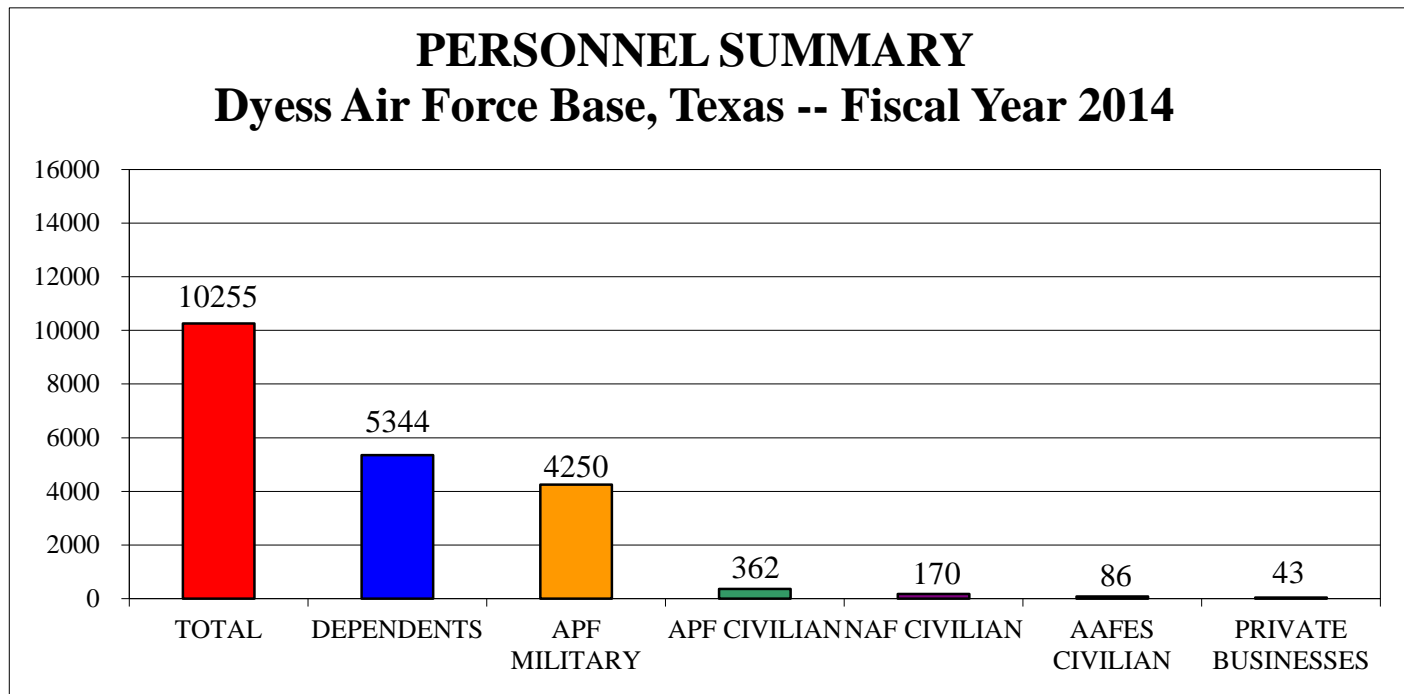
CFC Pledged Contributions      CY13 **\$131,760**      CY14 **\$131,000**      Decrease of -1%

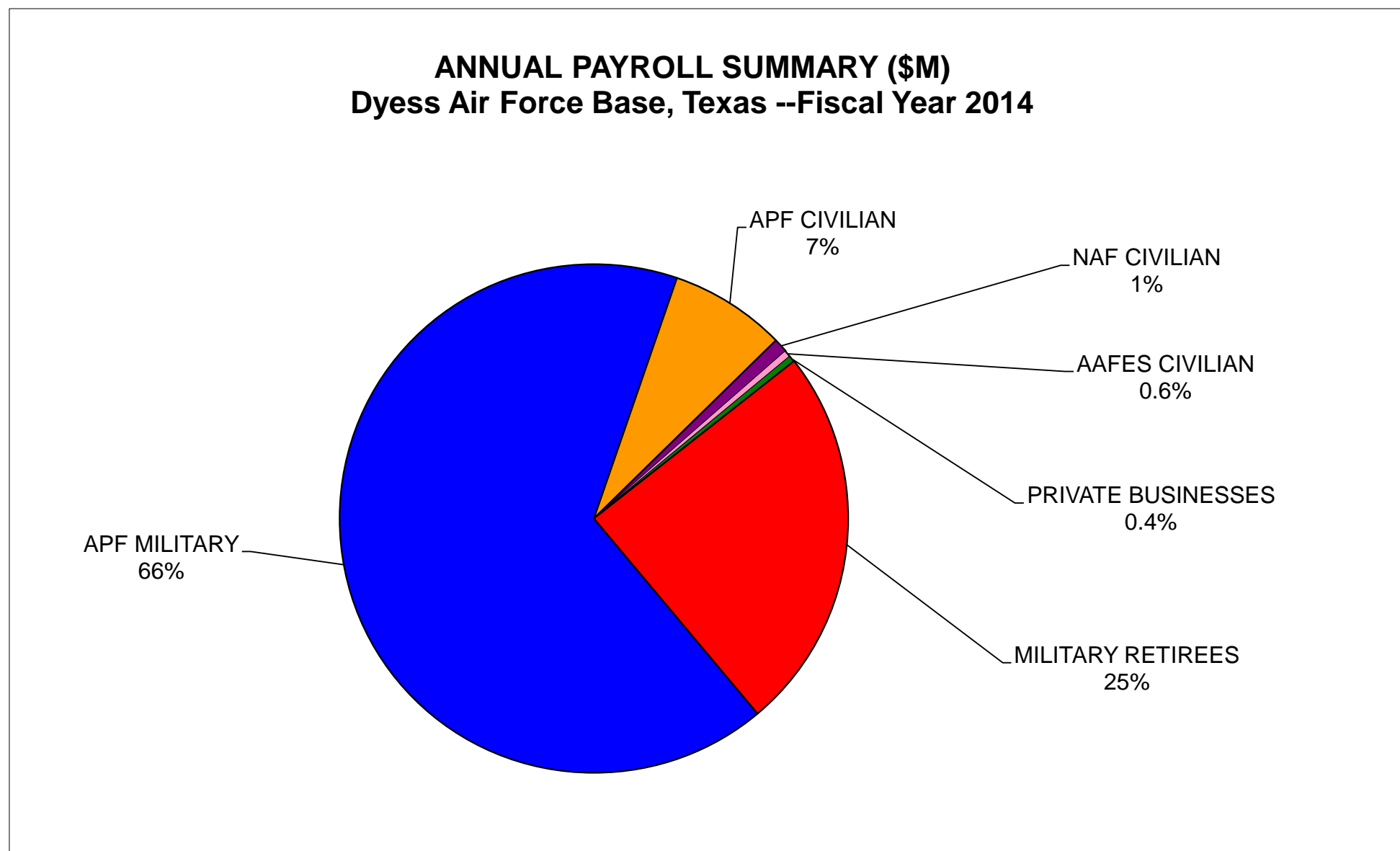
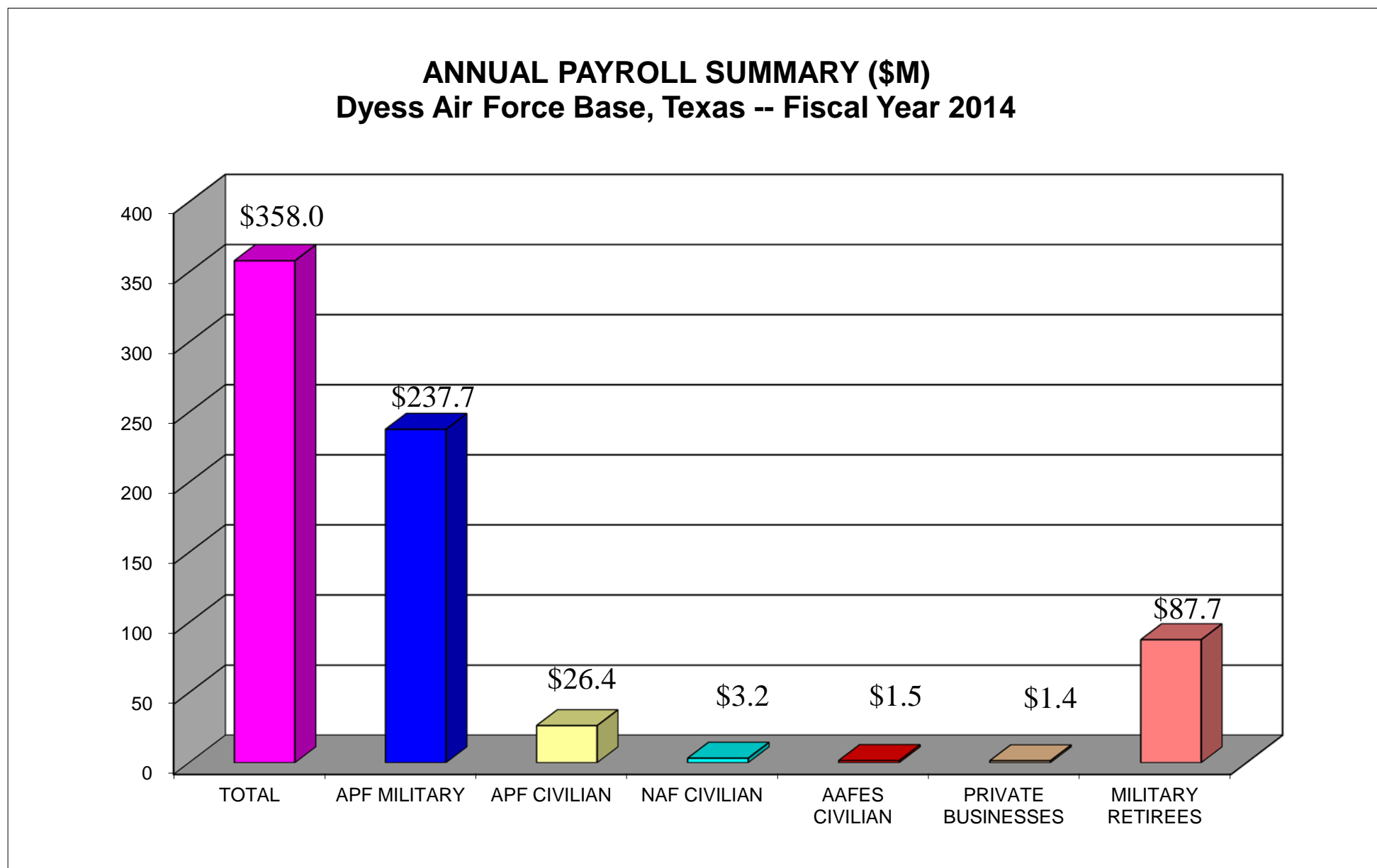


## Air Force Assistance Fund Drive

AFAF Contributions (Jun - May)      YR13 **\$112,728**      YR14 **\$88,948**      Decrease of -21%



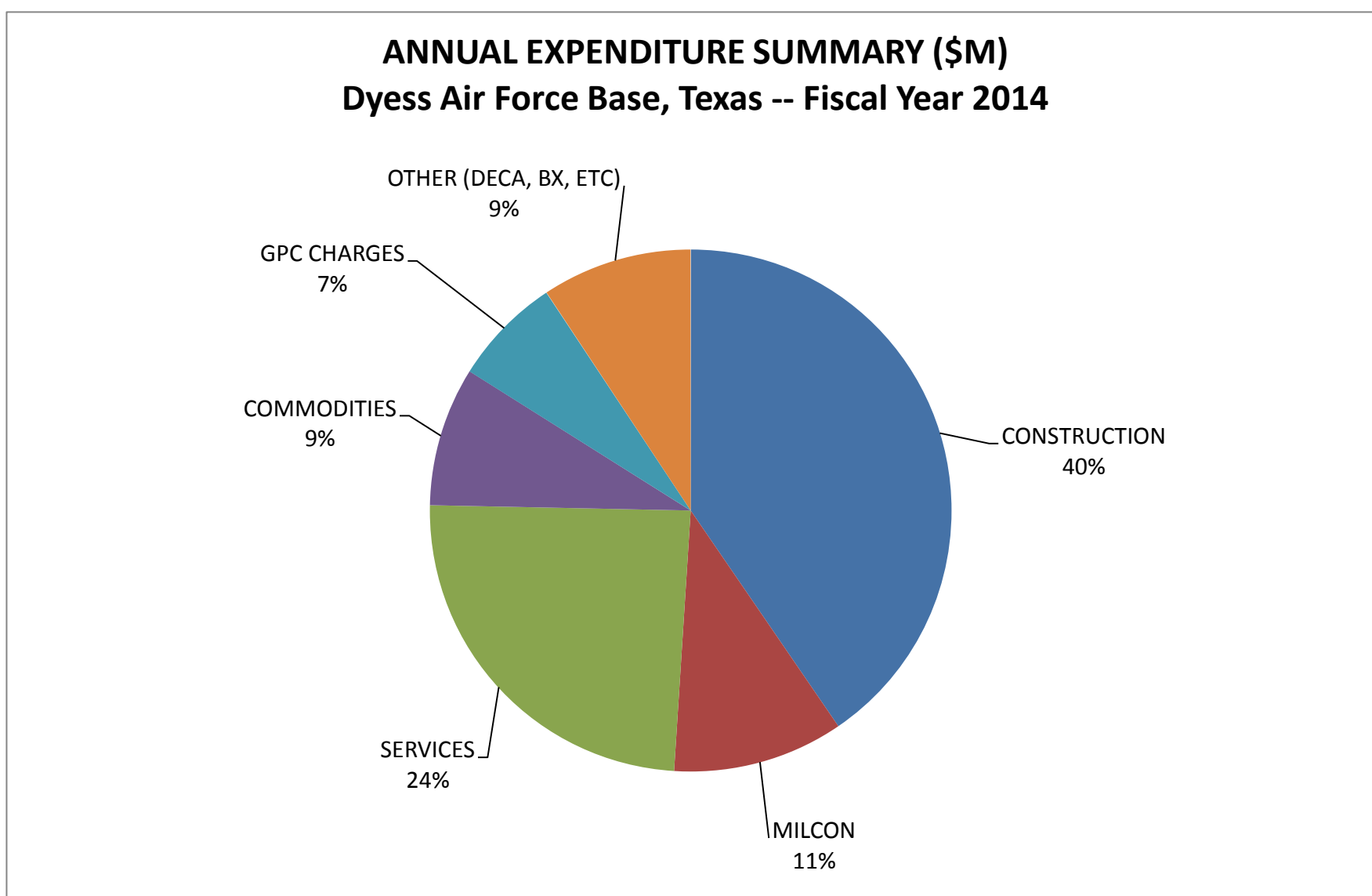
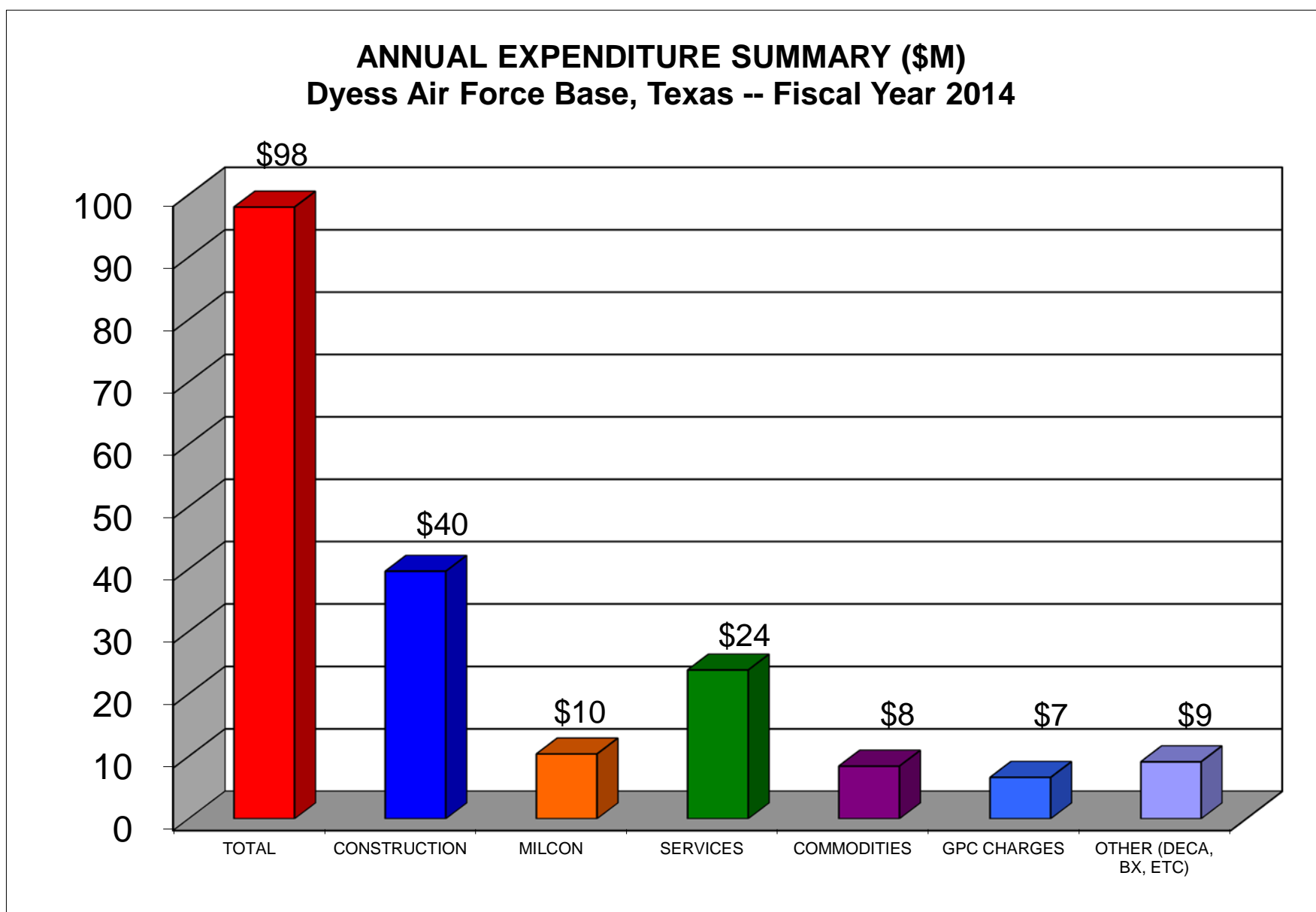




**ECONOMIC IMPACT STATEMENT**

**Dyess Air Force Base, Texas -- Fiscal Year 2014**

As of: 30-Sep-14

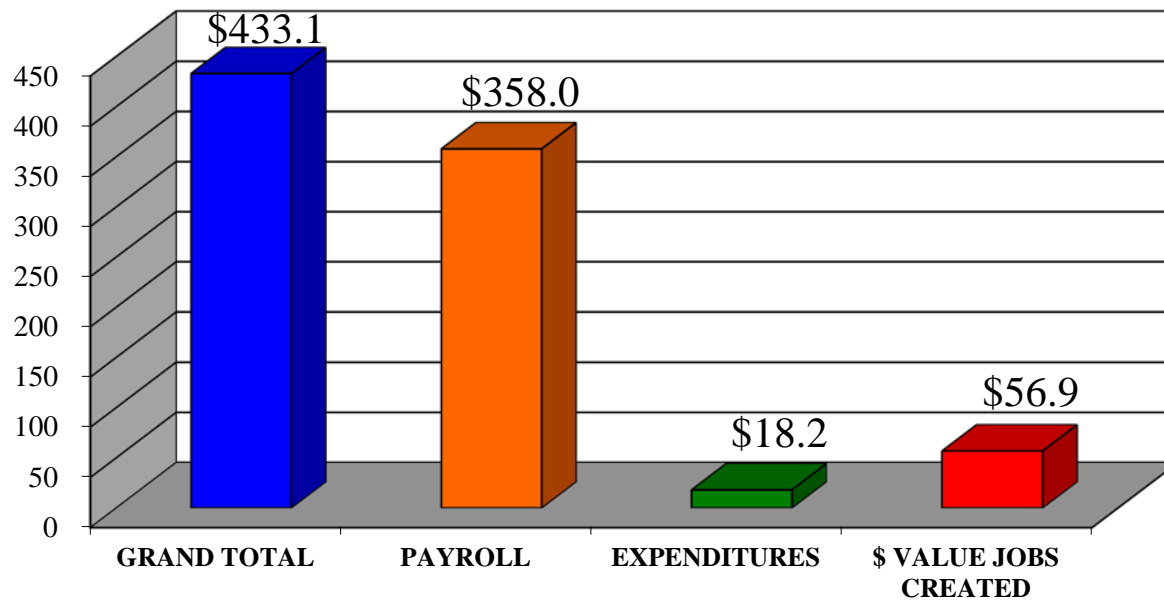


**ECONOMIC IMPACT STATEMENT**

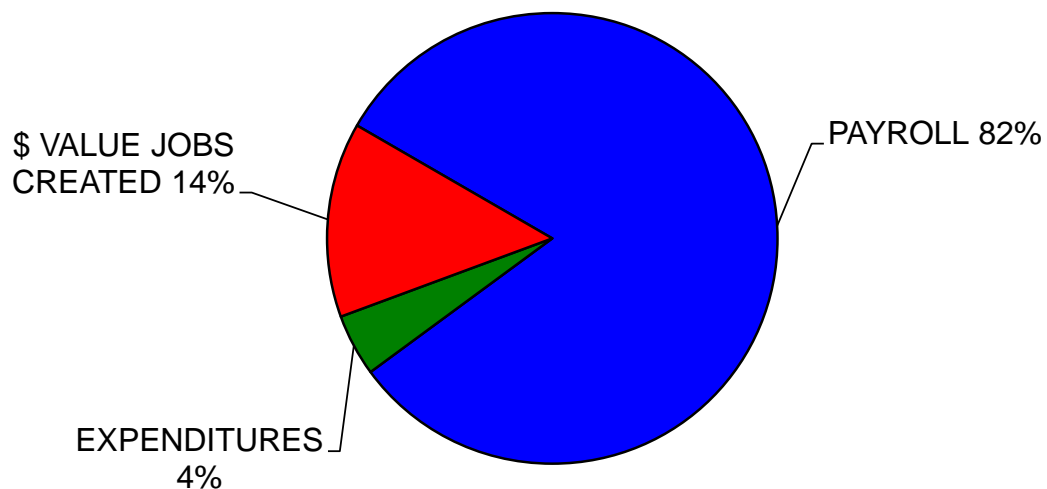
**Dyess Air Force Base, Texas -- Fiscal Year 2014**

As of: 30-Sep-14

**TOTAL ANNUAL ECONOMIC IMPACT (\$M)  
Dyess Air Force Base, Texas -- Fiscal Year 2014**



**TOTAL ANNUAL ECONOMIC IMPACT BY %  
Dyess Air Force Base, Texas -- Fiscal Year 2014**



# Economic Impact Statement Distribution List

## Office

7 CPTS (CC, FMA, QA, Files)  
7 BW/Public Affairs (for DVs and TV, Newspaper, Radio, etc)  
7 BW/CC (CC, CV, Exec, Chief, Historian)  
7 OG/CC (including RA)  
7 MXG/CC (including RA)  
7 MSG/CC (including RA)  
7 BW/DS (including RA)  
317 AG/CC  
Air Force Audit Agency  
Defense Commissary Agency  
Army and Air Force Exchange Service  
Communities of Abilene Federal Credit Union  
Bank of America Corporation

