

# Columbia School District

## 2016-17 Accountability Dashboard

### INDICATOR I: STUDENT LEARNING

PROMOTION/RETENTION RATE				
GR	#PRO	%PRO	#RET	%RET
K	134	90%	15	10%
1	143	95%	8	5%
2	127	97%	4	3%
3	127	90%	14	10%
4	134	96%	5	4%
5	128	97%	4	3%
6	112	100%	0	0%
7	137	99%	2	1%
8	117	97%	4	3%
Totals:	1159	96%	56	4%

CHS Average GPA for MHSAA Students

**3.12**

#### Food Services

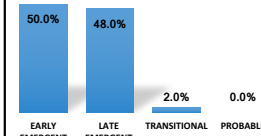
1272 - Free students  
158 Reduced students

211, 899 Student lunches served  
112,701 Student breakfasts served

#### Transportation

Operate 15 Regular Routes  
Operate 2 Special Needs Routes  
Operate 1 Alternative Route  
Transport approx. 661 students in the morning  
Transport approx. 709 students in the afternoon  
Travel approx. 658 miles daily on regular routes  
Travel approx. 167 daily on special needs routes  
Currently employ: 17 drivers, 1 mechanic,  
1 mechanic helper

#### MKAS2: KINDERGARTEN



#### MKAS: Kindergarten Post-test

	Fall	Spring	Gains
CPS	490	734	244
State	502	710	208

#### AVERAGE DAILY ATTENDANCE

MONTH	%ADA
AUG	96.8
SEPT	96.66
OCT	96.2
NOV	88.33
DEC	95.13
JAN	94.33
FEB	95.29
MAR	94.7
Average	94.7

#### THIRD GRADE READING GATE



State Pass Rate: 92.0%

#### Participation in Athletics & Activities

CHS: 320  
JMS: 160




#### National Board Certified

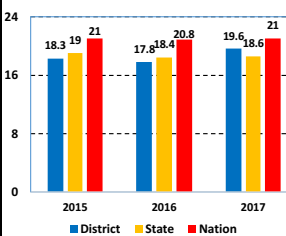
Teachers	Counselors
CHS: 3	CHS: 2
JMS: 0	JMS: 1
CES: 3	CES: 0
CPS: 4	CPS: 0

### INDICATOR II: COLLEGE AND CAREER READINESS

#### 4-YEAR COHORT GRADUATION RATE



#### AVERAGE COMPOSITE ACT SCORE (out of 36)



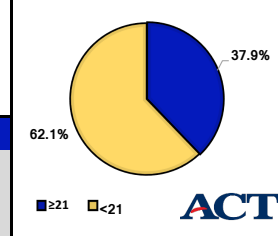
#### Scholarships

**\$1.3 Million**

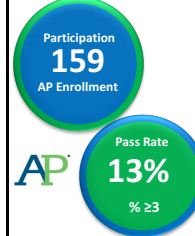
#### Dual Enrollment

18 Students  
11 - As  
5 - Bs

#### % OF STUDENTS SCORING ≥21 ON THE ACT



#### ADVANCED PLACEMENT

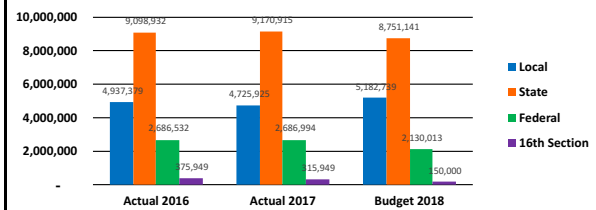


#### Student Devices

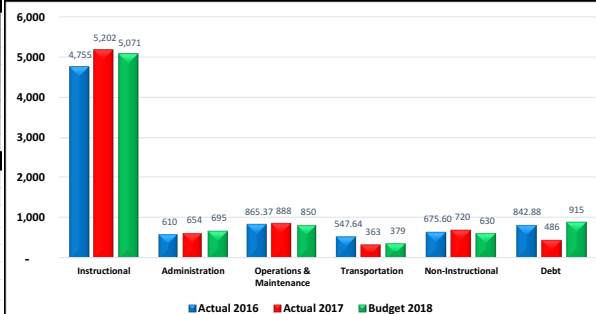
CHS: 380  
JMS: 270  
CES: 286  
CPS: 326

### INDICATOR V: FINANCIALS

#### FUNDING SOURCES



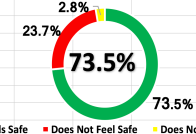
#### EXPENDITURES PER PUPIL



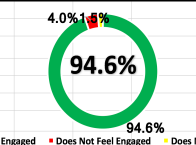
### HOPE AND WELL BEING

#### INDICATOR II: STUDENT ENGAGEMENT

##### STUDENT HOPE AND WELL BEING



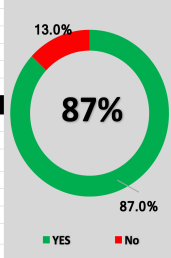
##### STUDENT ENGAGEMENT



#### INDICATOR III: STAKEHOLDER SUPPORT

##### STAKEHOLDER SUPPORT

May 17, 2016 Bond Issue



#### INDICATOR IV: BUILDING/DISTRICT FACILITIES: CLEAN & WELL-MAINTAINED

##### PARENTS FEEL WELCOME

